

# IULIO

Design Engineering  
STUDIO SI C.S.R. LAS MOBILI

Conforme al DLGS 81/2008 (già 626/94)  
apply to RULE 81/2008 (626/94)

## IMPORTANTE / it's very important



Certif. n°07-08/2019

SULL'ORDINE INDICARE SEMPRE IL CODICE COMPLETO A 9 CIFRE  
always indicate on the order the complete 9-digit code

ESEMPIO: PER ORDINARE 1 SCRIVANIA **ART.421** NOCE BALI INDICARE IL CODICE = **158** **421** **130**  
example: to order 1 DESK **ART.421** BALI WALNUT indicate the code =

DECODIFICA → MODELLO ARTICOLO CODICE FINITURA (\*)  
decoding → model art.cdc finish code (\*)

In vigore dal:  
Valid from:  
01/01/2018

Valido fino a nuova emissione  
Valid until new emission

## SOMMARIO / summary

|   |           |
|---|-----------|
| <b>CARTELLA COLORI</b> .....  | <b>3</b>  |
| <i>colours samples card</i>   |           |
| <b>SCRIVANIE DIREZIONALI</b> .....  | <b>5</b>  |
| <i>executive desks</i>  |           |
| <b>SCRIVANIE DIREZIONALI CON PIANO IN VETRO TEMPERATO RETRO-LACCATO</b> .....         | <b>7</b>  |
| <i>executive desks with rear-lacquered tempered glass top</i>                         |           |
| <b>TAVOLI RIUNIONE</b> .....  | <b>8</b>  |
| <i>meeting tables</i>   |           |
| <b>MOBILE DI SERVIZIO SU PIEDINI, CASSETTIERE e MOBILI DI SERVIZIO SU RUOTE</b> ..... | <b>9</b>  |
| <i>service unit on feet, pedestal and service units on wheels</i>                     |           |
| <b>BASE+TOP E FIANCHI FINALI PER MOBILI MONOLITICI</b> .....                          | <b>10</b> |
| <i>base+top and final side panels for monolith cabinets</i>                           |           |
| <b>MOBILI MONOLITICI H.90</b> .....   | <b>10</b> |
| <i>monolith cabinets h.90 cms</i>   |           |
| <b>MOBILI MONOLITICI H.135</b> .....  | <b>10</b> |
| <i>monolith cabinets h.135 cms</i>  |           |
| <b>MOBILI MONOLITICI H.180</b> .....  | <b>11</b> |
| <i>monolith cabinets h. 180 cms</i>   |           |
| <b>ELEMENTI LIBRERIE</b> .....  | <b>12</b> |
| <i>bookcase elements</i>  |           |
| <b>PANNELLI DI FINITURA POSTERIORI (OPTIONAL)</b> .....                               | <b>12</b> |
| <i>rear panels for monolith cabinets (OPTIONAL)</i>                                   |           |
| <b>MOBILI BASSI</b> .....   | <b>13</b> |
| <i>low cabinets</i>   |           |
| <b>MOBILI MEDI</b> .....  | <b>14</b> |
| <i>medium cabinets</i>  |           |
| <b>MOBILI ALTI</b> .....  | <b>15</b> |
| <i>high cabinets</i>  |           |
| <b>RIPIANI REGISTRABILI PER MOBILI</b> .....  | <b>18</b> |
| <i>adjustable shelves for cabinets</i>  |           |
| <b>TOPS + COPPIA DI FIANCHI FINALI</b> .....  | <b>18</b> |
| <i>tops + set of 2 final side panels</i>  |           |
| <b>KIT AMMORTIZZATORI (PER ANTE LEGNO)</b> .....                                      | <b>19</b> |
| <i>dampers set (for wooden doors)</i>   |           |
| <b>DESCRIZIONE TECNICA</b> .....  | <b>20</b> |
| <b>TECHNICAL DESCRIPTION</b> .....  | <b>22</b> |
| <b>INDICE DEI CODICI</b> .....  | <b>24</b> |
| <i>codes index</i>  |           |

**CARTELLA COLORI**  
colours samples card

LEGNI  
wood



**COD. 12**  
OLMO GREY | GREY ELM △



**COD. 30**  
NOCE BALI | BALI WALNUT △




**COD. 67**  
TEAK SAMOA | SAMOA TEAK △



**COD. 14**  
LAVA | LAVA △



**COD. 52**  
FRASSINO BROWN | BROWN ASH △



**COD. 69**  
BIANCO BR. | BR. WHITE △

IULIO

ELEMENTI VETRATI  
glazed elements

PIANI SCRIVANIE  
glazed desktops

ANTE VETRO  
glass doors




**COD. 72**  
TORTORA | GREY BEIGE



**COD. 99**  
BIANCO SATINATO | SATINED WHITE

STRUTTURE MOBILI CONTENITORI  
structure of cabinets



**COD. 69**  
BIANCO BR. | BR. WHITE ○

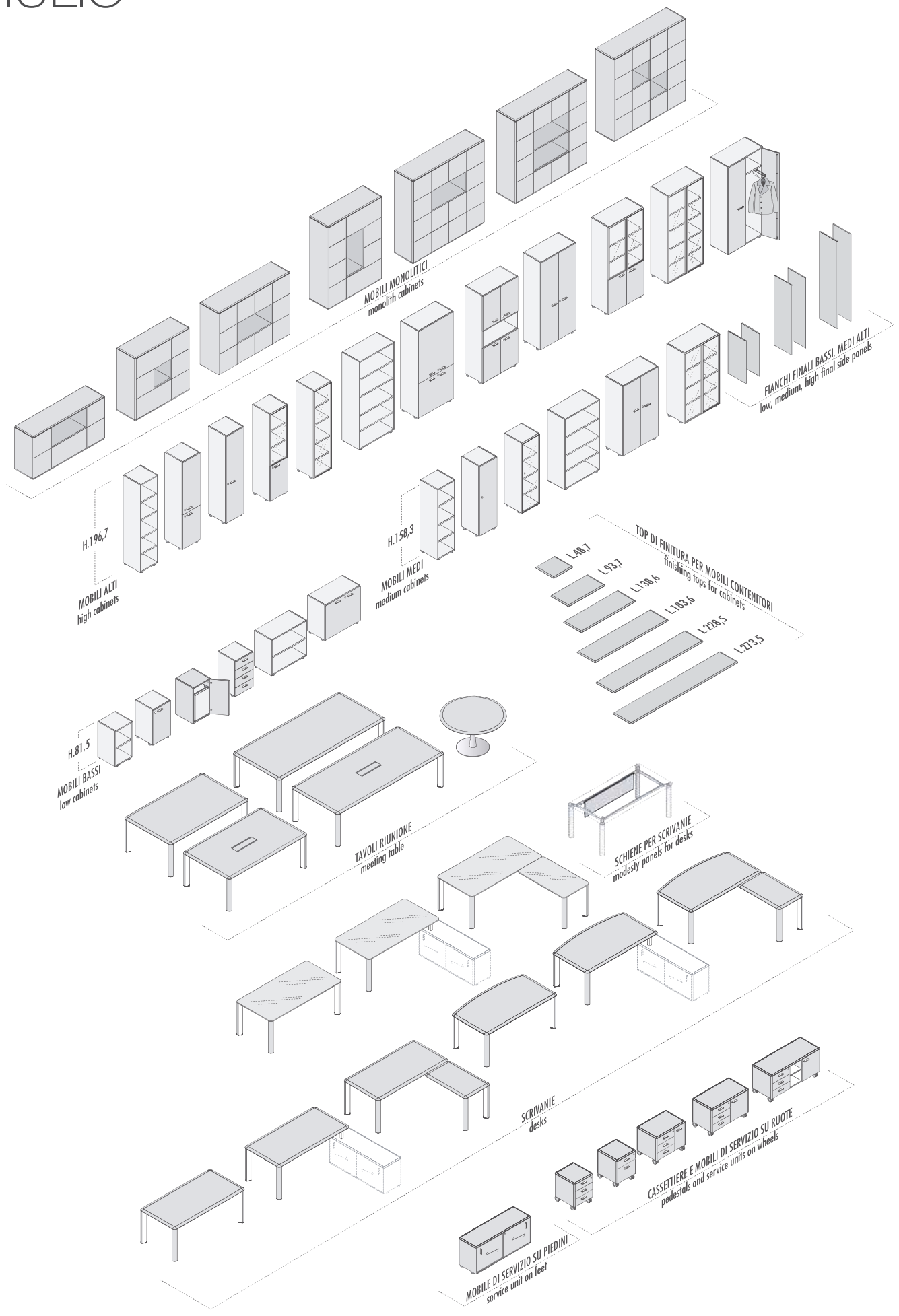


**COD. 55**  
ANTRACITE | ANTHRACITE ○

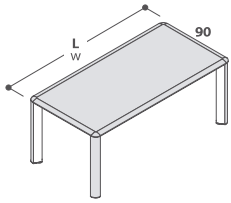
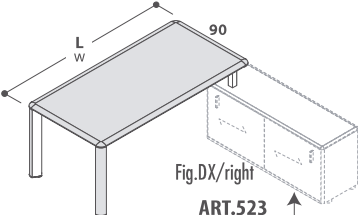
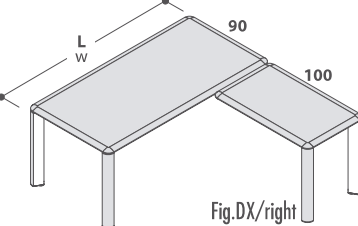
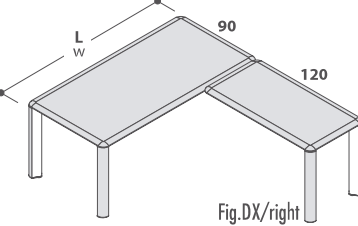
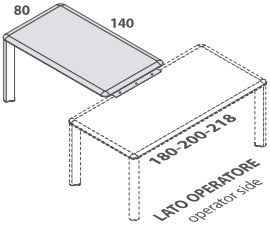
COMPONENTI IN METALLO  
metal components

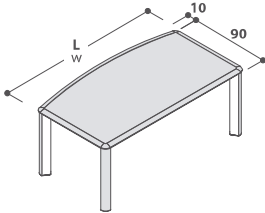
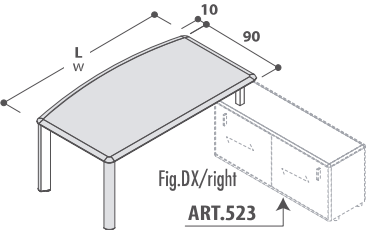
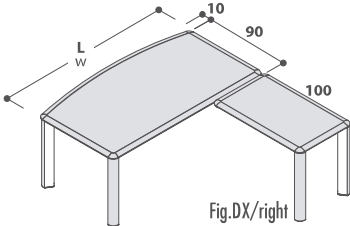
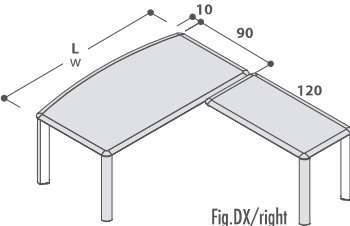


**COD. IG 01**  
INOX GREY | GREY INOX



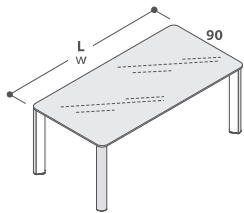
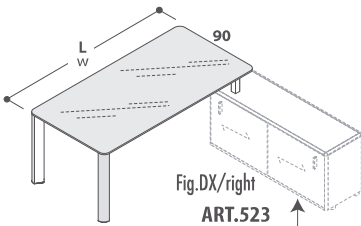
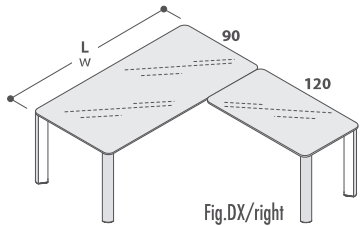
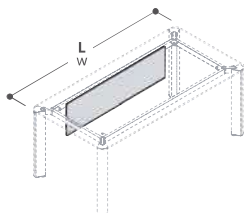
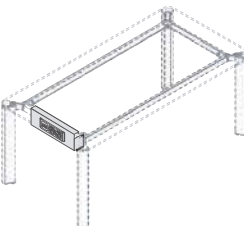
**SCRIVANIE DIREZIONALI***executive desks*

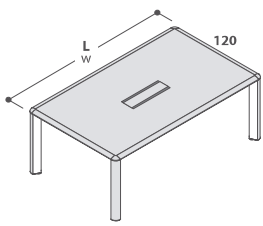

| DESCRIZIONE<br><i>description</i>  | L<br><i>w</i> | CODICE<br><i>code</i> | KG                 | M <sup>3</sup> | COLLI | PREZZO<br><i>price</i> | (*) CODICE FINITURA<br><i>(*) finish code</i> |  |
|--|---------------|-----------------------|--------------------|----------------|-------|------------------------|---|--|
| SCRIVANIE DIREZIONALI<br><i>executive desks</i><br><br><br>L. x p.90 x H.75   | L.180         | 158 <b>421</b> (*)    | 57                 | 0,245          | 6     | € 833,00               |   |  |
|  | L.200         | 158 <b>422</b> (*)    | 61                 | 0,263          | 6     | € 873,00               |   |  |
|  | L.218         | 158 <b>423</b> (*)    | 66                 | 0,260          | 6     | € 906,00               |   |  |
| SCRIVANIE DIREZIONALI<br>(CON 1 DISTANZIALE DX O SX)<br><i>executive desks</i><br><i>(with 1 right or left short leg)</i><br><br><br>L. x p.90 x H.75           | L.180         | 158 <b>424</b> (*)    | 55                 | 0,234          | 6     | € 779,00               |   |  |
|  | L.200         | 158 <b>425</b> (*)    | 59                 | 0,252          | 6     | € 819,00               |   |  |
|  | L.218         | 158 <b>426</b> (*)    | 64                 | 0,249          | 6     | € 852,00               |   |  |
| <b>COMPLETARE SEMPRE CON 1 MOBILE DI SERVIZIO SU PIEDINI ART.523</b><br>(VEDI PAG. 9)<br><i>always complete with 1 service unit on adjustable feet ART.523 (please see page 9)</i>   |               |                       |                    |                |       |                        |   |  |
| SCRIVANIE DIREZIONALI CON ALLUNGO DX O SX L.100<br><i>executive desks with right or left extension w 100 cms</i><br><br><br>L. x p.190 x H.75                 | L.180         | 158 <b>427</b> (*)    | 79,5               | 0,333          | 9     | € 1.163,00             |   |  |
|  | L.200         | 158 <b>428</b> (*)    | 83,5               | 0,351          | 9     | € 1.203,00             |   |  |
|  | L.218         | 158 <b>429</b> (*)    | 88,5               | 0,349          | 9     | € 1.236,00             |   |  |
| VERSIONE MONO-COLORE / <i>single-color version</i><br>(*)  |               |                       |                    |                |       |                        |   |  |
|  | 130           | NOCE BALI             | bali walnut        |                |       |                        |   |  |
|  | 200           | TEAK SAMOA            | samoa teak         |                |       |                        |   |  |
|  | 440           | BIANCO BR.            | br. white          |                |       |                        |   |  |
|  | 700           | FRASSINO BROWN        | brown ash          |                |       |                        |   |  |
|  | 800           | OLMO GREY             | grey elm           |                |       |                        |   |  |
| VERSIONE BI-COLORE / <i>double-color version</i><br>(*)  |               |                       |                    |                |       |                        |   |  |
|  | 260           | TEAK SAMOA LAVA       | samoa teak lava    |                |       |                        |   |  |
|  | 840           | OLMO GREY BIANCO BR.  | grey elm br. white |                |       |                        |   |  |
|  | 860           | OLMO GREY LAVA        | grey elm lava      |                |       |                        |   |  |
| SCRIVANIE DIREZIONALI CON ALLUNGO DX O SX L.120<br><i>executive desks with right or left extension w 120 cms</i><br><br><br>L. x p.210 x H.75                 | L.180         | 158 <b>430</b> (*)    | 83                 | 0,335          | 9     | € 1.192,00             |   |  |
|  | L.200         | 158 <b>431</b> (*)    | 87                 | 0,352          | 9     | € 1.232,00             |   |  |
|  | L.218         | 158 <b>432</b> (*)    | 92                 | 0,350          | 9     | € 1.265,00             |   |  |
| PENISOLA FRONTALE PER SCRIVANIE<br>DIREZIONALI CON PIANO IN LEGNO<br><i>front terminal for executive desks with wooden top</i><br><br><br>L.140 x p.80 x H.75 | L.140         | 158 <b>434</b> (*)    | 34                 | 0,109          | 4     | € 563,00               |   |  |
| <b>PER SCRIVANIE DIREZIONALI DA ART.421 A 432</b><br><i>for executive desks from art.421 till art.432</i>  |               |                       |                    |                |       |                        |   |  |

| SCRIVANIE SAGOMATE DIREZIONALI<br>shaped executive desks   |  |                    |      |                |       |                 |  |
|--|--|--------------------|------|----------------|-------|-----------------|--|
| DESCRIZIONE<br>description   | L<br>w   | CODICE<br>code     | KG   | M <sup>3</sup> | COLLI | PREZZO<br>price | (*) CODICE FINITURA<br>(*) finish code |
| SCRIVANIE DIREZIONALI SAGOMATE<br>shaped executive desks<br><br><br><br>L. x p.100 x H.75   | L.180  | 158 <b>440</b> (*) | 59   | 0,246          | 6     | € 852,00        |  |
|  | L.200  | 158 <b>441</b> (*) | 64   | 0,263          | 6     | € 895,00        |  |
|  | L.218  | 158 <b>442</b> (*) | 70   | 0,262          | 6     | € 932,00        |  |
|  |  |                    |      |                |       |                 |  |
| SCRIVANIE DIREZIONALI SAGOMATE<br>(CON 1 DISTANZIALE DX O SX)<br>shaped executive desks<br>(with 1 right or left short leg)<br><br><br><br>L. x p.100 x H.75    | L.180  | 158 <b>443</b> (*) | 57   | 0,235          | 6     | € 798,00        |  |
|  | L.200  | 158 <b>444</b> (*) | 62   | 0,252          | 6     | € 841,00        |  |
|  | L.218  | 158 <b>445</b> (*) | 68   | 0,251          | 6     | € 878,00        |  |
|  | COMPLETARE SEMPRE CON 1 MOBILE DI SERVIZIO SU PIEDINI ART.523<br>(VEDI PAG. 9)<br>always complete with 1 service unit on adjustable feet ART.523 (please see page 9) |                    |      |                |       |                 |  |
| SCRIVANIE DIREZIONALI SAGOMATE<br>CON ALLUNGO DX O SX L.100<br>shaped executive desks with right or left extension w 100 cms<br><br><br><br>L. x p.200 x H.75 | L.180  | 158 <b>446</b> (*) | 81,5 | 0,334          | 9     | € 1.182,00      |  |
|  | L.200  | 158 <b>447</b> (*) | 86,5 | 0,351          | 9     | € 1.225,00      |  |
|  | L.218  | 158 <b>448</b> (*) | 92,5 | 0,350          | 9     | € 1.262,00      |  |
|  |  |                    |      |                |       |                 |  |
| SCRIVANIE DIREZIONALI SAGOMATE<br>CON ALLUNGO DX O SX L.120<br>shaped executive desks with right or left extension w 120 cms<br><br><br><br>L. x p.220 x H.75 | L.180  | 158 <b>449</b> (*) | 85   | 0,336          | 9     | € 1.211,00      |  |
|  | L.200  | 158 <b>450</b> (*) | 90   | 0,353          | 9     | € 1.254,00      |  |
|  | L.218  | 158 <b>451</b> (*) | 96   | 0,352          | 9     | € 1.291,00      |  |
|  |  |                    |      |                |       |                 |  |
| IN QUESTA TIPOLOGIA DI SCRIVANIE DIREZIONALI SAGOMATE NON E' CONSENTITO L'UTILIZZO DELLA PENISOLA FRONTALE ART.434<br>in this kind of shaped executive desks don't use front terminal art.434  |  |                    |      |                |       |                 |  |

## SCRIVANIE DIREZIONALI CON PIANO IN VETRO TEMPERATO RETRO-LACCATO

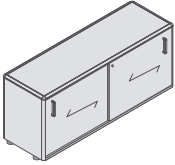




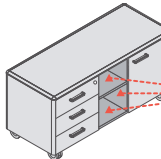
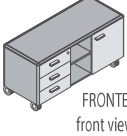
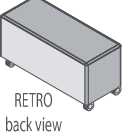
executive desks with rear-lacquered tempered glass top

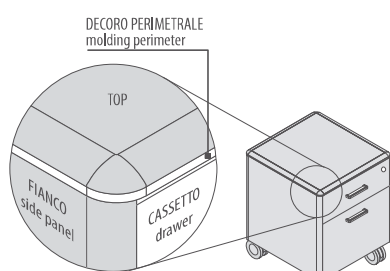
| DESCRIZIONE<br>description   | L<br>w   | CODICE<br>code             | KG    | M <sup>3</sup> | COLLI | PREZZO<br>price | (*) CODICE FINITURA<br>(*) finish code          |
|--|--|----------------------------|-------|----------------|-------|-----------------|---|
| SCRIVANIE DIREZIONALI CON PIANO IN VETRO<br>executive desks with glass top   |  |                            |       |                |       |                 |   |
|   |  |                            |       |                |       |                 |   |
| L. x p.90 x H.75   |  |                            |       |                |       |                 |   |
|  | L.180  | 158 <b>460 (*)</b>         | 73,6  | 0,309          | 7     | € 1.207,00      |   |
|  | L.200  | 158 <b>461 (*)</b>         | 80    | 0,317          | 7     | € 1.255,00      |   |
|  | L.218  | 158 <b>462 (*)</b>         | 85,8  | 0,323          | 7     | € 1.387,00      |   |
| SCRIVANIE DIREZIONALI CON PIANO IN VETRO<br>(CON 1 DISTANZIALE DX O SX)<br>executive desks with glass top<br>(with 1 right or left short leg)                  |  |                            |       |                |       |                 |   |
|   |  |                            |       |                |       |                 |   |
| L. x p.90 x H.75   |  |                            |       |                |       |                 |   |
|  | L.180  | 158 <b>463 (*)</b>         | 71,6  | 0,298          | 7     | € 1.153,00      | (*) PIANO                                       |
|  | L.200  | 158 <b>464 (*)</b>         | 78    | 0,306          | 7     | € 1.201,00      | GAMBE   |
|  | L.218  | 158 <b>465 (*)</b>         | 83,8  | 0,311          | 7     | € 1.333,00      | top   |
|  |  |                            |       |                |       |                 | legs  |
|  |  |                            |       |                |       |                 | 132 TORTORA NOCE BALI grey beige bali walnut    |
|  |  |                            |       |                |       |                 | 272 TORTORA TEAK SAMOA grey beige samoa teak    |
|  |  |                            |       |                |       |                 | 472 TORTORA BIANCO BR. grey beige br. white     |
|  |  |                            |       |                |       |                 | 672 TORTORA LAVA grey beige lava                |
|  |  |                            |       |                |       |                 | 772 TORTORA FRASSINO BROWN grey beige brown ash |
|  |  |                            |       |                |       |                 | 872 TORTORA OLMO GREY grey beige grey elm       |
|  | <b>COMPLETARE SEMPRE CON 1 MOBILE DI SERVIZIO SU PIEDINI ART.523</b><br>(VEDI PAG. 9)<br><i>always complete with 1 service unit on adjustable feet ART.523 (please see page 9)</i> |                            |       |                |       |                 |   |
| SCRIVANIE DIREZIONALI CON PIANO IN VETRO<br>E ALLUNGO DX O SX L.120<br>executive desks with glass top<br>and right or left extension w 120 cms                 |  |                            |       |                |       |                 |   |
|   |  |                            |       |                |       |                 |   |
| L. x p.210 x H.75  |  |                            |       |                |       |                 |   |
|  | L.180  | 158 <b>466 (*)</b>         | 105   | 0,402          | 10    | € 1.761,00      |   |
|  | L.200  | 158 <b>467 (*)</b>         | 111,4 | 0,410          | 10    | € 1.809,00      |   |
|  | L.218  | 158 <b>468 (*)</b>         | 117,2 | 0,415          | 10    | € 1.941,00      |   |
| SCHIENE PER SCRIVANIE DIREZIONALI<br>CON PIANO IN LEGNO O CRISTALLO<br>modesty panels for executive desks with wooden or glazed top                            |  |                            |       |                |       |                 |   |
|   |  |                            |       |                |       |                 |   |
| L.132-152-170 x sp.1,8 x H.35  |  |                            |       |                |       |                 |   |
|  |  | PER SCRIVANIE<br>for desks |       |                |       |                 | (*)   |
|  | L.180  | 158 <b>535 (*)</b>         | 7     | 0,021          | 1     | € 61,00         | SCHIENE   |
|  | L.200  | 158 <b>536 (*)</b>         | 8     | 0,024          | 1     | € 68,00         | modesty panels                                  |
|  | L.218  | 158 <b>537 (*)</b>         | 9     | 0,030          | 1     | € 74,00         | 130 NOCE BALI bali walnut                       |
|  |  |                            |       |                |       |                 | 200 TEAK SAMOA samoa teak                       |
|  |  |                            |       |                |       |                 | 440 BIANCO BR. br. white                        |
|  |  |                            |       |                |       |                 | 600 LAVA lava                                   |
|  |  |                            |       |                |       |                 | 700 FRASSINO BROWN brown ash                    |
|  |  |                            |       |                |       |                 | 800 OLMO GREY grey elm                          |
| VASCHETTA, PRESE ELETTRICHE<br>E CAVO ALIMENTAZIONE CM 290<br>PER SCRIVANIE DIREZIONALI<br>cable tray, sockets and power cable w 290 cms<br>for executive desk |  |                            |       |                |       |                 |   |
|   |  |                            |       |                |       |                 |   |
| L.35 x p.7 x H.12  |  |                            |       |                |       |                 |   |
|  |  | 158 <b>538 (*)</b>         | 3     | 0,010          | 1     | € 234,00        | (*)   |
|  |  |                            |       |                |       |                 | VASCHETTA                                       |
|  |  |                            |       |                |       |                 | cable tray                                      |
|  |  |                            |       |                |       |                 | 001 INOX GREY grey inox                         |
|  |  |                            |       |                |       |                 | PRESE ELETTRICHE NERE<br>black sockets          |
|  |  |                            |       |                |       |                 |   |

| TAVOLI RIUNIONE<br>meeting tables  |  |                |    |                |       |                 |  |  |
|--|--|----------------|----|----------------|-------|-----------------|--|--|
| DESCRIZIONE<br>description   | L<br>w   | CODICE<br>code | KG | M <sup>3</sup> | COLLI | PREZZO<br>price | (*) CODICE FINITURA<br>(*) finish code   |  |
| TAVOLI RIUNIONE RETTANGOLARI<br>rectangular meeting tables<br><br><br><br>L. x p.120 x H.75 | SENZA TOP ACCESS<br>without top access   |                |    |                |       |                 |  |  |
|  | L.200  | 158 504 (*)    | 82 | 0,316          | 6     | € 942,00        | VERSIONE MONO-COLORE / single-color version<br>(*)<br>130 NOCE BALI bali walnut<br>200 TEAK SAMOA samoa teak<br>440 BIANCO BR. br. white<br>700 FRASSINO BROWN brown ash<br>800 OLMO GREY grey elm |  |
|  | L.260  | 158 506 (*)    | 90 | 0,402          | 6     | € 1.055,00      |  |  |
|  | CON TOP ACCESS<br>with top access  |                |    |                |       |                 |  |  |
|  | L.200  | 158 502 (*)    | 84 | 0,331          | 7     | € 1.048,00      | VERSIONE BI-COLORE / double-color version<br>(*) PIANO GAMBE top legs<br>260 TEAK SAMOA LAVA samoa teak lava<br>840 OLMO GREY BIANCO BR. grey elm br. white<br>860 OLMO GREY LAVA grey elm lava    |  |
|  | L.260  | 158 503 (*)    | 92 | 0,417          | 7     | € 1.165,00      |  |  |
|  | TAVOLO RIUNIONE CIRCOLARE<br>CON BASAMENTO METALLICO<br>round meeting table with metal base<br><br><br><br>Ø 120 x H.71,8 |                |    |                |       |                 |  |  |
|  | Ø120   | 158 510 (*)    | 44 | 0,152          | 3     | € 595,00        | (*)<br>130 NOCE BALI bali walnut<br>200 TEAK SAMOA samoa teak<br>440 BIANCO BR. br. white<br>700 FRASSINO BROWN brown ash<br>800 OLMO GREY grey elm  |  |
|  | BASAMENTO INOX GREY<br>grey inox base  |                |    |                |       |                 |  |  |




**MOBILE DI SERVIZIO SU PIEDINI, CASSETTIERE e MOBILI DI SERVIZIO SU RUOTE**
*service unit on feet, pedestal and service units on wheels*

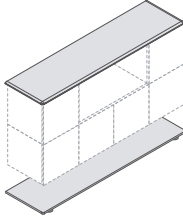
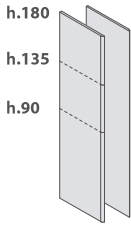
| DESCRIZIONE<br><i>description</i>   | L<br><i>w</i> | CODICE<br><i>code</i> | KG | M <sup>3</sup> | COLLI | PREZZO<br><i>price</i> | (*) CODICE FINITURA<br><i>(*) finish code</i> |
|---|---------------|-----------------------|----|----------------|-------|------------------------|---|
| MOBILE DI SERVIZIO SU PIEDINI<br>(CON 2 ANTE SCORREVOLI CON CHIUSURA AMMORTIZZATA E SERRATURA)<br><i>undertop service unit on adjustable feet (2 sliding doors with soft-closed and lock)</i>   | L.140,3       | 158 523 (*)           | 70 | 0,207          | 6     | € 770,00               |   |
| UTILIZZABILE COME SUPPORTO DI SCRIVANIE OPPURE FREESTANDING<br><i>utilizable for support of desktops or freestanding use</i>  |               |                       |    |                |       |                        |   |
| <br>L.140,3 x p.45,3 x H.61,4  |               |                       |    |                |       |                        |   |
| CASSETTIERA 3 CASSETTI SU RUOTE CON SERRATURA<br><i>3 drawers pedestal on wheels with lock</i>  | L.48,6        | 158 524 (*)           | 34 | 0,146          | 1     | € 422,00               |   |
| <br>L.48,6 x p.51,3 x H.60   |               |                       |    |                |       |                        |   |
| CASSETTIERA-CLASSIFICATORE SU RUOTE CON SERRATURA<br><i>file-pedestal on wheels with lock</i>   | L.48,6        | 158 525 (*)           | 32 | 0,150          | 1     | € 443,00               |   |
| <br>L.48,6 x p.51,3 x H.60   |               |                       |    |                |       |                        |   |
| MOBILE DI SERVIZIO L.73,7 SU RUOTE CON SERRATURA<br><i>service unit w 73,7 cms on wheels with lock</i>  | L.73,7        | 158 526 (*)           | 48 | 0,248          | 1     | € 550,00               |   |
| <br>L.73,7 x p.51,3 x H.60   |               |                       |    |                |       |                        |   |
| MOBILE DI SERVIZIO L.93,7 SU RUOTE CON SERRATURA<br><i>service unit w 93,7 cms on wheels with lock</i>  | L.93,7        | 158 527 (*)           | 55 | 0,313          | 1     | € 595,00               |   |
| <br>L.93,7 x p.51,3 x H.60   |               |                       |    |                |       |                        |   |
| MOBILE DI SERVIZIO L.124,6 SU RUOTE CON SERRATURA<br><i>service unit w 124,6 cms on wheels with lock</i>  | L.124,6       | 158 528 (*)           | 60 | 0,313          | 1     | € 653,00               |   |
| <br>L.124,6 x p.51,3 x H.60  |               |                       |    |                |       |                        |   |
| VERSIONE MONO-COLORE / <i>single-color version</i><br>(*)<br>130 NOCE BALI <i>bali walnut</i><br>200 TEAK SAMOA <i>samoa teak</i><br>440 BIANCO BR. <i>br. white</i><br>700 FRASSINO BROWN <i>brown ash</i><br>800 OLMO GREY <i>grey elm</i>  |               |                       |    |                |       |                        |   |
| VERSIONE BI-COLORE / <i>double-color version</i><br>(*)<br>480 OLMO GREY BIANCO BR. <i>grey elm br. white</i><br>620 TEAK SAMOA LAVA <i>samoa teak lava</i><br>680 OLMO GREY LAVA <i>grey elm lava</i><br>840 BIANCO BR. OLMO GREY <i>br. white grey elm</i>                                    |               |                       |    |                |       |                        |   |
| STRUTTURA INTERNA SEMPRE COLORE ANTRACITE<br><b>SOLO</b> PER LE VERSIONI 440-480-800-840<br>E' IN BIANCO BR.<br><i>internal structure always colour: anthracite.</i><br><i>For versions 440-480-800-840 it's br. white ONLY</i>   |               |                       |    |                |       |                        |   |
| ESEMPIO VERSIONE BICOLORE<br><i>example of double-colours version</i><br> FRONTE<br>front view<br> RETRO<br>back view |               |                       |    |                |       |                        |   |

**SCHEMA DI UTILIZZO CARTELLE SU CLASSIFICATORI**
*scheme for using folders in file-drawers*

**ART. 525**

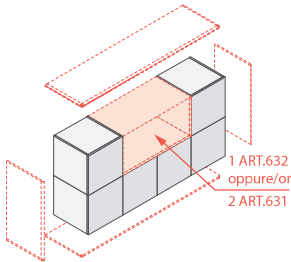

| POS. | TIPO DI CARTELLA<br><i>type of folder</i> | INTERASSE<br>CENTER DISTANCE<br><i>(cm)</i> |
|------|---|---|
| A    | GRANDE EUROPA<br><i>big Europe</i>        | cm 39                                       |
| B    | PICCOLA EUROPA<br><i>little Europe</i>    | cm 33                                       |

 = CON DOTAZIONE STANDARD ARCHIVIAZIONE EUROPEA  
 = European filing by standard outfit

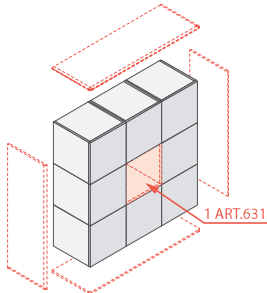
**BASE+TOP E FIANCHI FINALI PER MOBILI MONOLITICI***base+top and final side panels for monolith cabinets*

| DESCRIZIONE<br><i>description</i>   | L<br><i>w</i>   | CODICE<br><i>code</i> | KG | M <sup>3</sup> | COLLI<br><i>pcs</i> | PREZZO<br><i>price</i> | (*) CODICE FINITURA<br><i>(*) finish code</i> |  |
|---|---|-----------------------|----|----------------|---------------------|------------------------|---|--|
| BASE+TOP PER MOBILI MONOLITICI<br><i>base+top for monolith cabinets</i><br><br>L. x p.47,9 x H.4,6+1,8                             | L.138,6   | 158 601 (*)           | 12 | 0,040          | 2                   | € 184,00               |   |  |
|   | L.183,6   | 158 602 (*)           | 14 | 0,052          | 2                   | € 244,00               |   |  |
|   | <b>COMPLETARE SEMPRE CON FIANCHI FINALI</b><br><i>always complete with final side panel</i><br>ART. 606-607-608 |                       |    |                |                     |                        |   |  |
|   |   |                       |    |                |                     |                        |   | (*)<br><b>130</b> NOCE BALI <i>bali walnut</i><br><b>200</b> TEAK SAMOA <i>samoa teak</i><br><b>440</b> BIANCO BR. <i>br. white</i><br><b>600</b> LAVA <i>lava</i><br><b>700</b> FRASSINO BROWN <i>brown ash</i><br><b>800</b> OLMO GREY <i>grey elm</i> |
| COPPIA FIANCHI FINALI PER MOBILI MONOLITICI<br><i>set of 2 final side panels for monolith cabinets</i><br><br>sp.1,8 x p.47,9 x H. | H.90  | 158 606 (*)           | 12 | 0,029          | 1                   | € 118,00               |   |  |
|   | H.135   | 158 607 (*)           | 14 | 0,040          | 1                   | € 176,00               |   |  |
|   | H.180   | 158 608 (*)           | 19 | 0,052          | 1                   | € 223,00               |   |  |
|   | <b>COMPLETARE SEMPRE CON BASE+TOP</b><br><i>always complete with base+top</i><br>ART. 601-602                   |                       |    |                |                     |                        |   |  |

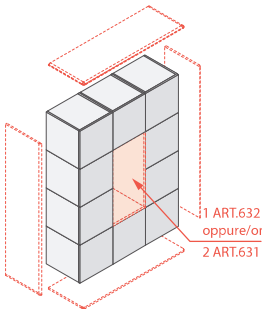
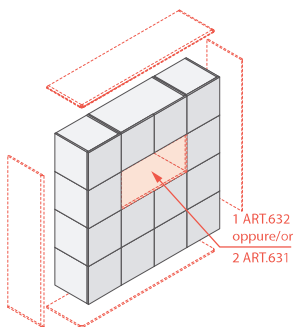
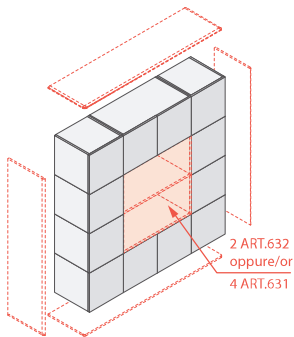
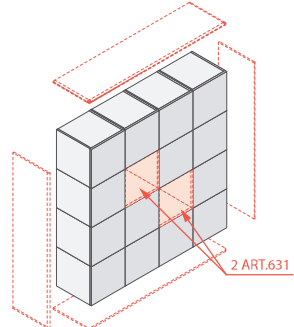
**MOBILI MONOLITICI H.90**  
*monolith cabinets h.90 cms***COMPLETARE CON: BASE+TOP+2 FIANCHI FINALI+ELEMENTO LIBRERIA (VEDI PAG. 10-12)**  
*always complete with: base+top + 2 final side panels+bookcase element (please see page 10-12)*


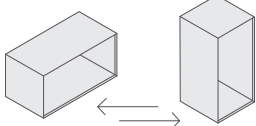
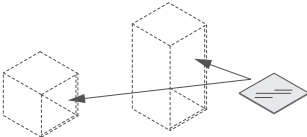
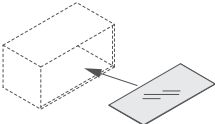
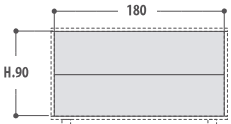
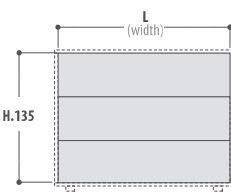
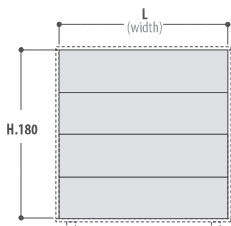
| MOBILE MONOLITICO L.180 X H.90<br><i>monolith cabinet w 180 x h 90 cms</i>                                  |       |             |    |       |    | (*)      | ANTE | STRUTTURA      | doors      | structure   |            |
|---|-------|-------------|----|-------|----|----------|------|----------------|------------|-------------|------------|
| <br>L.180 x p.46,3 x H.90 | L.180 | 158 614 (*) | 64 | 0,746 | 17 | € 621,00 |      |                |            |             |            |
|   |       |             |    |       |    |          |      | 440            | BIANCO BR. | BIANCO BR.  | br. white  |
|   |       |             |    |       |    |          | 480  | OLMO GREY      | BIANCO BR. | grey elm    | br. white  |
|   |       |             |    |       |    |          | 520  | TEAK SAMOA     | ANTRACITE  | samoa teak  | anthracite |
|   |       |             |    |       |    |          | 530  | NOCE BALI      | ANTRACITE  | bali walnut | anthracite |
|   |       |             |    |       |    |          | 570  | FRASSINO BROWN | ANTRACITE  | brown ash   | anthracite |
|   |       |             |    |       |    |          | 580  | OLMO GREY      | ANTRACITE  | grey elm    | anthracite |


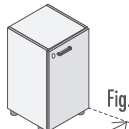
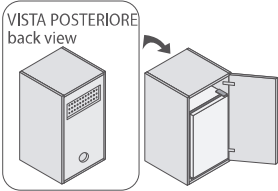

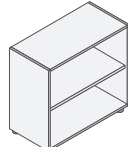
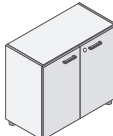
**MOBILI MONOLITICI H.135**  
*monolith cabinets h.135 cms***COMPLETARE CON: BASE+TOP+2 FIANCHI FINALI+ELEMENTO LIBRERIA (VEDI PAG. 10-12)**  
*always complete with: base+top + 2 final side panels+bookcase element (please see page 10-12)*

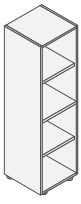

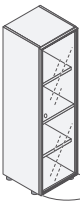
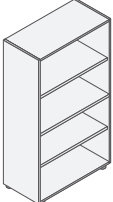

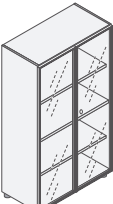
| MOBILE MONOLITICO L.135 X H.135<br><i>monolith cabinet w 135 x h 135 cms</i>                                  |       |             |    |       |    | (*)      | ANTE | STRUTTURA      | doors      | structure   |            |
|---|-------|-------------|----|-------|----|----------|------|----------------|------------|-------------|------------|
| <br>L.135 x p.46,3 x H.135 | L.135 | 158 615 (*) | 88 | 1,000 | 24 | € 872,00 |      |                |            |             |            |
|   |       |             |    |       |    |          |      | 440            | BIANCO BR. | BIANCO BR.  | br. white  |
|   |       |             |    |       |    |          | 480  | OLMO GREY      | BIANCO BR. | grey elm    | br. white  |
|   |       |             |    |       |    |          | 520  | TEAK SAMOA     | ANTRACITE  | samoa teak  | anthracite |
|   |       |             |    |       |    |          | 530  | NOCE BALI      | ANTRACITE  | bali walnut | anthracite |
|   |       |             |    |       |    |          | 570  | FRASSINO BROWN | ANTRACITE  | brown ash   | anthracite |
|   |       |             |    |       |    |          | 580  | OLMO GREY      | ANTRACITE  | grey elm    | anthracite |



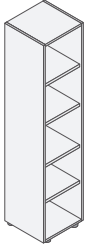

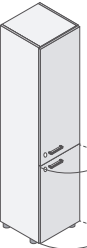
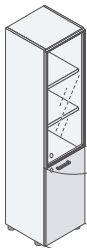
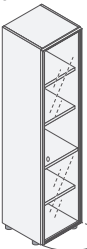
| MOBILI MONOLITICI H.180<br>monolith cabinets h. 180 cms  |        | COMPLETARE CON: BASE+TOP+2 FIANCHI FINALI+ELEMENTO LIBRERIA (VEDI PAG. 10-12)<br>always complete with: base+top+2 final side panels+bookcase element (please see page 10-12) |     |                |       |                 | (*) CODICE FINITURA<br>(*) finish code |                |            |             |            |
|--|--------|--|-----|----------------|-------|-----------------|--|----------------|------------|-------------|------------|
| DESCRIZIONE<br>description   | L<br>w | CODICE<br>code   | KG  | M <sup>3</sup> | COLLI | PREZZO<br>price |  |                |            |             |            |
| MOBILE MONOLITICO L.135 X H.180<br>monolith cabinet w 135 x h 180 cms<br><br><br>L.135 x p.46,3 x H.180   | L.135  | 158 <b>617</b> (*)   | 110 | 1,251          | 30    | € 1.090,00      |  |                |            |             |            |
| MOBILE MONOLITICO L.180 X H.180<br>monolith cabinet w 180 x h 180 cms<br><br><br>L.180 x p.46,3 x H.180  | L.180  | 158 <b>618</b> (*)   | 148 | 1,739          | 39    | € 1.427,00      |  |                |            |             |            |
| MOBILE MONOLITICO L.180 X H.180<br>monolith cabinet w 180 x h 180 cms<br><br><br>L.180 x p.46,3 x H.180 | L.180  | 158 <b>619</b> (*)   | 128 | 1,493          | 34    | € 1.242,00      |  |                |            |             |            |
| MOBILE MONOLITICO L.180 X H.180<br>monolith cabinet w 180 x h 180 cms<br><br><br>L.180 x p.46,3 x H.180 | L.180  | 158 <b>620</b> (*)   | 154 | 1,751          | 42    | € 1.526,00      |  |                |            |             |            |
|  |        |  |     |                |       |                 | (*)                                    | ANTE           | STRUTTURA  | doors       | structure  |
|  |        |  |     |                |       |                 | 440                                    | BIANCO BR.     | BIANCO BR. | br. white   | br. white  |
|  |        |  |     |                |       |                 | 480                                    | OLMO GREY      | BIANCO BR. | grey elm    | br. white  |
|  |        |  |     |                |       |                 | 520                                    | TEAK SAMOA     | ANTRACITE  | samaoa teak | anthracite |
|  |        |  |     |                |       |                 | 530                                    | NOCE BALI      | ANTRACITE  | bali walnut | anthracite |
|  |        |  |     |                |       |                 | 570                                    | FRASSINO BROWN | ANTRACITE  | brown ash   | anthracite |
|  |        |  |     |                |       |                 | 580                                    | OLMO GREY      | ANTRACITE  | grey elm    | anthracite |

| ELEMENTI LIBRERIE   |        |                |     |                |       |                 |  |
|---|--------|----------------|-----|----------------|-------|-----------------|--|
| bookcase elements   |        |                |     |                |       |                 |  |
| DESCRIZIONE<br>description  | L<br>w | CODICE<br>code | KG  | M <sup>3</sup> | COLLI | PREZZO<br>price | (*) CODICE FINITURA<br>(*) finish code                     |
| 1 ELEMENTO LIBRERIA L.45<br>1 bookcase element w 45 cms<br><br>L.45 x p.46,3 x H.45  | L.45   | 158 631 (*)    | 9   | 0,122          | 1     | € 238,00        |  |
|   |        |                |     |                |       |                 | (*)  |
|   |        |                |     |                |       |                 | 130 NOCE BALI bali walnut                                  |
|   |        |                |     |                |       |                 | 200 TEAK SAMOA samoa teak                                  |
|   |        |                |     |                |       |                 | 440 BIANCO BR. br. white                                   |
|   |        |                |     |                |       |                 | 600 LAVA lava  |
|   |        |                |     |                |       |                 | 700 FRASSINO BROWN brown ash                               |
|   |        |                |     |                |       |                 | 800 OLMO GREY grey elm                                     |
| 1 ELEMENTO LIBRERIA L.90<br>(utilizzabile in posizione orizzontale o verticale)<br>1 bookcase element w 90 cms<br>(can be used in horizontal or vertical position)<br><br>L.90 x p.46,3 x H.45 | L.90   | 158 632 (*)    | 13  | 0,232          | 1     | € 473,00        |  |
|   |        |                |     |                |       |                 | (*)  |
|   |        |                |     |                |       |                 | 130 NOCE BALI bali walnut                                  |
|   |        |                |     |                |       |                 | 200 TEAK SAMOA samoa teak                                  |
|   |        |                |     |                |       |                 | 440 BIANCO BR. br. white                                   |
|   |        |                |     |                |       |                 | 600 LAVA lava  |
|   |        |                |     |                |       |                 | 700 FRASSINO BROWN brown ash                               |
|   |        |                |     |                |       |                 | 800 OLMO GREY grey elm                                     |
| 1 RIPIANO VETRO PER LIBRERIE ART.631-632<br>1 glass shelf for bookcases art.631-632<br><br>L.42,6 x p.42,6 x H.0,8   |        | 158 641 (*)    | 3   | 0,020          | 1     | € 20,00         |  |
|   |        |                |     |                |       |                 | (*)  |
|   |        |                |     |                |       |                 | 000 VETRO TEMPERATO TRASPARENTE tempered transparent glass |
| 1 RIPIANO VETRO SOLO PER LIBRERIA ART.632<br>1 glass shelf for bookcase art.632 ONLY<br><br>L.87,6 x p.42,6 x H.0,8   |        | 158 642 (*)    | 4,5 | 0,030          | 1     | € 38,00         |  |
|   |        |                |     |                |       |                 |  |
| <b>PANNELLI DI FINITURA POSTERIORI (OPTIONAL)</b>   |        |                |     |                |       |                 |  |
| <i>rear panels for monolith cabinets (OPTIONAL)</i>   |        |                |     |                |       |                 |  |
| 2 PANNELLI DI FINITURA POSTERIORI<br>PER MOBILI MONOLITICI A CENTROSTANZA H.90<br>2 rear panels for monolith cabinets h.90 cms<br><br>L. 180 x Sp.1,2 x H.90                                 | L.180  | 158 651 (*)    | 11  | 0,046          | 1     | € 239,00        |  |
|   |        |                |     |                |       |                 | (*)  |
|   |        |                |     |                |       |                 | 130 NOCE BALI bali walnut                                  |
|   |        |                |     |                |       |                 | 200 TEAK SAMOA samoa teak                                  |
|   |        |                |     |                |       |                 | 440 BIANCO BR. br. white                                   |
|   |        |                |     |                |       |                 | 700 FRASSINO BROWN brown ash                               |
|   |        |                |     |                |       |                 | 800 OLMO GREY grey elm                                     |
| 3 PANNELLI DI FINITURA POSTERIORI<br>PER MOBILI MONOLITICI A CENTROSTANZA H.135<br>3 rear panels for monolith cabinets h.135 cms<br><br>L. x Sp.1,2 x H.135                                  | L.135  | 158 652 (*)    | 13  | 0,040          | 1     | € 277,00        |  |
|   | L.180  | 158 653 (*)    | 15  | 0,052          | 1     | € 353,00        |  |
|   |        |                |     |                |       |                 | (*)  |
|   |        |                |     |                |       |                 | 130 NOCE BALI bali walnut                                  |
|   |        |                |     |                |       |                 | 200 TEAK SAMOA samoa teak                                  |
|   |        |                |     |                |       |                 | 440 BIANCO BR. br. white                                   |
|   |        |                |     |                |       |                 | 700 FRASSINO BROWN brown ash                               |
|   |        |                |     |                |       |                 | 800 OLMO GREY grey elm                                     |
| 4 PANNELLI DI FINITURA POSTERIORI<br>PER MOBILI MONOLITICI A CENTROSTANZA H.180<br>4 rear panels for monolith cabinets h.180 cms<br><br>L. x Sp.1,2 x H.180                                  | L.135  | 158 654 (*)    | 20  | 0,070          | 2     | € 376,00        |  |
|   | L.180  | 158 655 (*)    | 22  | 0,093          | 2     | € 478,00        |  |
|   |        |                |     |                |       |                 | (*)  |
|   |        |                |     |                |       |                 | 130 NOCE BALI bali walnut                                  |
|   |        |                |     |                |       |                 | 200 TEAK SAMOA samoa teak                                  |
|   |        |                |     |                |       |                 | 440 BIANCO BR. br. white                                   |
|   |        |                |     |                |       |                 | 700 FRASSINO BROWN brown ash                               |
|   |        |                |     |                |       |                 | 800 OLMO GREY grey elm                                     |

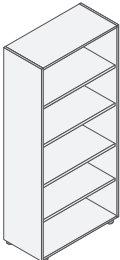
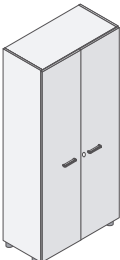
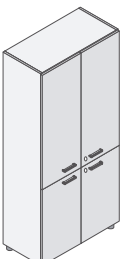
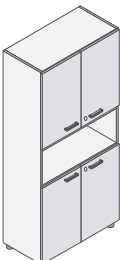
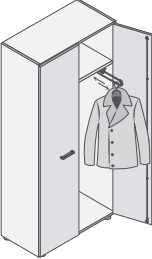
| MOBILI BASSI<br>low cabinets  |  | TUTTE LE COMPOSIZIONI CON I MOBILI CONTENITORI DEVONO ESSERE COMPLETATE CON<br>TOP + 2 FIANCHI FINALI (VEDI PAG. 18)<br>always complete the compositions with with top + 2 final side panels (please see page 18) |  |                |       |                 |           | (*) CODICE FINITURA<br>(*) finish code |                        |             |            |
|---|--|---|--|----------------|-------|-----------------|-----------|--|------------------------|-------------|------------|
| DESCRIZIONE<br>description  | L<br>w   | CODICE<br>code  | KG   | M <sup>3</sup> | COLLI | PREZZO<br>price |           |  |                        |             |            |
| MOBILE BASSO A GIORNO L.45<br>open low cabinet w 45 cms<br><br><br><br>L.45 x p.44,5 x H.81,5  | L.45   | 158 210 (*)   | 20   | 0,048          | 2     | € 94,00         | (*)       | STRUTTURA<br>structure                 |                        |             |            |
|   | (SENZA FORI PER CERNIERE) / (without holes for hinges)   |   |  |                |       |                 | 440       | BIANCO BR.                             | br. white              |             |            |
|   |  |   |  |                |       | 550             | ANTRACITE | anthracite                             |                        |             |            |
| MOBILE BASSO L.45 CON 1 ANTA LEGNO CON SERRATURA<br>low cabinet w 45 cms with 1 wooden door with lock<br><br> Fig.DX/right<br><br>L.45 x p.46,3 x H.81,5   | DX right L.45  | 158 701 (*)   | 27   | 0,072          | 4     | € 169,00        |           |  |                        |             |            |
|   | SX left L.45   | 158 702 (*)   |  |                |       |                 |           |  |                        |             |            |
| MOBILE BASSO L.45 CON 1 ANTA LEGNO DX<br>CON SERRATURA,<br>COMPLETO DI FRIGORIFERO DA LT. 38+ GRIGLIA DI AERAZIONE<br>low cabinet w 45 cms with right wooden door with lock,<br>and refrigerator 38 liters+airing grid<br><br>VISTA POSTERIORE<br>back view<br><br><br>L.45 x p.46,3 x H.81,5 | DX right L.45  | 158 703 (*)   | 46   | 0,186          | 5     | € 981,00        | (*)       | FRONTALI<br>fronts                     | STRUTTURA<br>structure |             |            |
|   | DIMENSIONI FRIGORIFERO: L.39 x p.40 x H.54,2<br>dimensions of refrigerator: w 39 x d 40 x h 54,2 cms |   |  |                |       |                 | 440       | BIANCO BR.                             | BIANCO BR.             | br. white   | br. white  |
|   |  |   |  |                |       |                 | 480       | OLMO GREY                              | BIANCO BR.             | grey elm    | br. white  |
|   |  |   |  |                |       |                 | 520       | TEAK SAMOA                             | ANTRACITE              | samoa teak  | anthracite |
|   |  |   |  |                |       |                 | 530       | NOCE BALI                              | ANTRACITE              | bali walnut | anthracite |
|   |  |   |  |                |       |                 | 570       | FRASSINO BROWN                         | ANTRACITE              | brown ash   | anthracite |
|   |  |   |  |                |       |                 | 580       | OLMO GREY                              | ANTRACITE              | grey elm    | anthracite |
|   |  |   |  |                |       |                 |           |  |                        |             |            |
| MOBILE BASSO L.45 CON 4 CASSETTI<br>low cabinet w 45 cms with 4 drawers<br><br><br><br>L.45 x p.46,3 x H.81,5  | CASSETTI IN LEGNO<br>wooden drawers  |   | CON CHIUSURA AMMORTIZZATA<br>with soft-close |                |       |                 |           |  |                        |             |            |
|   | L.45   | 158 704 (*)   | 31   | 0,230          | 1     | € 334,00        |           |  |                        |             |            |
| MOBILE BASSO A GIORNO L.90<br>open low cabinet w 90 cms<br><br><br><br>L.90 x p.44,5 x H.81,5  | L.90   | 158 221 (*)   | 31   | 0,072          | 2     | € 135,00        | (*)       | STRUTTURA<br>structure                 |                        |             |            |
|   | (SENZA FORI PER CERNIERE) / (without holes for hinges)   |   |  |                |       |                 | 440       | BIANCO BR.                             | br. white              |             |            |
|   |  |   |  |                |       | 550             | ANTRACITE | anthracite                             |                        |             |            |
| MOBILE BASSO L.90 CON 2 ANTE LEGNO CON SERRATURA<br>low cabinet w 90 cms with 2 wooden doors with lock<br><br><br><br>L.90 x p.46,3 x H.81,5   |  |   |  |                |       |                 | (*)       | ANTE                                   | STRUTTURA              | doors       | structure  |
|   |  |   |  |                |       |                 | 440       | BIANCO BR.                             | BIANCO BR.             | br. white   | br. white  |
|   |  |   |  |                |       |                 | 480       | OLMO GREY                              | BIANCO BR.             | grey elm    | br. white  |
|   |  |   |  |                |       |                 | 520       | TEAK SAMOA                             | ANTRACITE              | samoa teak  | anthracite |
|   |  |   |  |                |       |                 | 530       | NOCE BALI                              | ANTRACITE              | bali walnut | anthracite |
|   |  |   |  |                |       |                 | 570       | FRASSINO BROWN                         | ANTRACITE              | brown ash   | anthracite |
|   |  |   |  |                |       | 580             | OLMO GREY | ANTRACITE                              | grey elm               | anthracite  |            |

| MOBILI MEDI<br>medium cabinets   |  | TUTTE LE COMPOSIZIONI CON I MOBILI CONTENITORI DEVONO ESSERE COMPLETATE CON<br>TOP + 2 FIANCHI FINALI (VEDI PAG. 18)<br>always complete the compositions with with top + 2 final side panels (please see page 18) |                    |                |       |                 |                 |  |                        |             |                 |                 |           |
|--|--|---|--------------------|----------------|-------|-----------------|-----------------|--|------------------------|-------------|-----------------|-----------------|-----------|
| DESCRIZIONE<br>description   | L<br>w   | CODICE<br>code  | KG                 | M <sup>3</sup> | COLLI | PREZZO<br>price | PREZZO<br>price | (*) CODICE FINITURA<br>(*) finish code |                        |             |                 |                 |           |
| MOBILE MEDIO A GIORNO L.45<br>open medium cabinet w 45 cms<br><br><br><br>L.45 x p.44,5 x H.158,3   | L.45   | 158 <b>226</b> (*)  | 36                 | 0,090          | 3     |                 | <b>€ 165,00</b> | (*)                                    | STRUTTURA<br>structure |             |                 |                 |           |
|  | (SENZA FORI PER CERNIERE) / (without holes for hinges) |   |                    |                |       |                 |                 | 440                                    | BIANCO BR.             | br. white   |                 |                 |           |
|  |  |   |                    |                |       |                 |                 | 550                                    | ANTRACITE              | anthracite  |                 |                 |           |
| MOBILE MEDIO L.45 CON 1 ANTA LEGNO CON SERR.<br>medium cabinet w 45 cms with 1 wooden door with lock<br><br><br>Fig.DX/right<br><br>L.45 x p.46,3 x H.158,3 | DX<br>right  | L.45  | 158 <b>710</b> (*) | 47             | 0,135 | 5               | <b>€ 272,00</b> | (*)                                    | ANTA                   | STRUTTURA   | door            | structure       |           |
|  | SX<br>left   | L.45  | 158 <b>711</b> (*) |                |       |                 |                 | 440                                    | BIANCO BR.             | BIANCO BR.  | br. white       | br. white       |           |
|  |  |   |                    |                |       |                 |                 | 480                                    | OLMO GREY              | BIANCO BR.  | grey elm        | br. white       |           |
|  |  |   |                    |                |       |                 | 520             | TEAK SAMOA                             | ANTRACITE              | samoa teak  | anthracite      |                 |           |
|  |  |   |                    |                |       |                 | 530             | NOCE BALI                              | ANTRACITE              | bali walnut | anthracite      |                 |           |
|  |  |   |                    |                |       |                 | 570             | FRASSINO BROWN                         | ANTRACITE              | brown ash   | anthracite      |                 |           |
|  |  |   |                    |                |       |                 | 580             | OLMO GREY                              | ANTRACITE              | grey elm    | anthracite      |                 |           |
| MOBILE MEDIO L.45 CON 1 ANTA VETRO CON SERR.<br>medium cabinet w 45 cms with 1 glass door with lock<br><br><br>Fig.DX/right<br><br>L.45 x p.46,3 x H.158,3 | DX<br>right  | L.45  | 158 <b>734</b> (*) | 46             | 0,132 | 5               | <b>€ 323,00</b> | <b>€ 348,00</b>                        | (*)                    | ANTA VETRO  | STRUTTURA       | glass door      | structure |
|  | SX<br>left   | L.45  | 158 <b>735</b> (*) |                |       |                 |                 |  | 499                    | SATINATO    | BIANCO BR.      | satinated glass | br. white |
|  |  |   |                    |                |       |                 |                 | 599                                    | SATINATO               | ANTRACITE   | satinated glass | anthracite      |           |
|  |  |   |                    |                |       |                 | 472             | TORTORA                                | BIANCO BR.             | grey beige  | br. white       |                 |           |
|  |  |   |                    |                |       |                 | 572             | TORTORA                                | ANTRACITE              | grey beige  | anthracite      |                 |           |
| MOBILE MEDIO A GIORNO L.90<br>open medium cabinet w 90 cms<br><br><br><br>L.90 x p.44,5 x H.158,3   | L.90   | 158 <b>227</b> (*)  | 57                 | 0,135          | 3     |                 | <b>€ 244,00</b> | (*)                                    | STRUTTURA<br>structure |             |                 |                 |           |
|  | (SENZA FORI PER CERNIERE) / (without holes for hinges) |   |                    |                |       |                 |                 | 440                                    | BIANCO BR.             | br. white   |                 |                 |           |
|  |  |   |                    |                |       |                 |                 | 550                                    | ANTRACITE              | anthracite  |                 |                 |           |
| MOBILE MEDIO L.90 CON 2 ANTE LEGNO CON SERRATURA<br>medium cabinet w 90 cms with 2 wooden doors with lock<br><br><br><br>L.90 x p.46,3 x H.158,3          | L.90   | 158 <b>712</b> (*)  | 78                 | 0,206          | 5     |                 | <b>€ 445,00</b> | (*)                                    | ANTE                   | STRUTTURA   | doors           | structure       |           |
|  |  |   |                    |                |       |                 |                 | 440                                    | BIANCO BR.             | BIANCO BR.  | br. white       | br. white       |           |
|  |  |   |                    |                |       |                 |                 | 480                                    | OLMO GREY              | BIANCO BR.  | grey elm        | br. white       |           |
|  |  |   |                    |                |       |                 | 520             | TEAK SAMOA                             | ANTRACITE              | samoa teak  | anthracite      |                 |           |
|  |  |   |                    |                |       |                 | 530             | NOCE BALI                              | ANTRACITE              | bali walnut | anthracite      |                 |           |
|  |  |   |                    |                |       |                 | 570             | FRASSINO BROWN                         | ANTRACITE              | brown ash   | anthracite      |                 |           |
|  |  |   |                    |                |       |                 | 580             | OLMO GREY                              | ANTRACITE              | grey elm    | anthracite      |                 |           |
| MOBILE MEDIO L.90 CON 2 ANTE VETRO CON SERRATURA<br>medium cabinet w 90 cms with 2 glass doors with lock<br><br><br><br>L.90 x p.46,3 x H.158,3           | L.90   | 158 <b>740</b> (*)  | 78                 | 0,217          | 6     |                 | <b>€ 552,00</b> | <b>€ 601,00</b>                        | (*)                    | ANTE VETRO  | STRUTTURA       | glass doors     | structure |
|  |  |   |                    |                |       |                 |                 | 499                                    | SATINATO               | BIANCO BR.  | satinated glass | br. white       |           |
|  |  |   |                    |                |       |                 |                 | 599                                    | SATINATO               | ANTRACITE   | satinated glass | anthracite      |           |
|  |  |   |                    |                |       |                 | 472             | TORTORA                                | BIANCO BR.             | grey beige  | br. white       |                 |           |
|  |  |   |                    |                |       |                 | 572             | TORTORA                                | ANTRACITE              | grey beige  | anthracite      |                 |           |

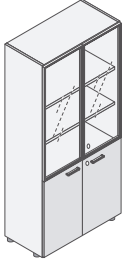
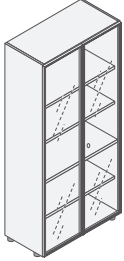


| MOBILI ALTI<br>high cabinets  |  | TUTTE LE COMPOSIZIONI CON I MOBILI CONTENITORI DEVONO ESSERE COMPLETATE CON<br>TOP + 2 FIANCHI FINALI (VEDI PAG. 18)<br>always complete the compositions with with top + 2 final side panels (please see page 18) |                    |                |       |                 |   |  |   |                 |                 |                 |           |            |            |            |                 |            |     |           |            |                 |            |     |            |           |            |            |     |           |           |             |            |     |                |           |           |            |     |           |           |          |            |
|---|--|---|--------------------|----------------|-------|-----------------|---|--|---|-----------------|-----------------|-----------------|-----------|------------|------------|------------|-----------------|------------|-----|-----------|------------|-----------------|------------|-----|------------|-----------|------------|------------|-----|-----------|-----------|-------------|------------|-----|----------------|-----------|-----------|------------|-----|-----------|-----------|----------|------------|
| DESCRIZIONE<br>description  | L<br>w   | CODICE<br>code  | KG                 | M <sup>3</sup> | COLLI | PREZZO<br>price | PREZZO<br>price   | (*) CODICE FINITURA<br>(* finish code)   |   |                 |                 |                 |           |            |            |            |                 |            |     |           |            |                 |            |     |            |           |            |            |     |           |           |             |            |     |                |           |           |            |     |           |           |          |            |
| MOBILE ALTO A GIORNO L.45<br>open high cabinet w 45 cms<br><br>L.45 x p.44,5 x H.196,7   | L.45   | 158 <b>228</b> (*)  | 47                 | 0,104          | 3     |                 | <b>€ 199,00</b>   | (*)  |   |                 |                 |                 |           |            |            |            |                 |            |     |           |            |                 |            |     |            |           |            |            |     |           |           |             |            |     |                |           |           |            |     |           |           |          |            |
|   | (SENZA FORI PER CERNIERE) / (without holes for hinges) |   |                    |                |       |                 |   |  | <table border="1"> <thead> <tr> <th>(*)</th> <th>STRUTTURA</th> <th>structure</th> </tr> </thead> <tbody> <tr> <td>440</td> <td>BIANCO BR.</td> <td>br. white</td> </tr> <tr> <td>550</td> <td>ANTRACITE</td> <td>anthracite</td> </tr> </tbody> </table> | (*)             | STRUTTURA       | structure       | 440       | BIANCO BR. | br. white  | 550        | ANTRACITE       | anthracite |     |           |            |                 |            |     |            |           |            |            |     |           |           |             |            |     |                |           |           |            |     |           |           |          |            |
| (*)   | STRUTTURA  | structure   |                    |                |       |                 |   |  |   |                 |                 |                 |           |            |            |            |                 |            |     |           |            |                 |            |     |            |           |            |            |     |           |           |             |            |     |                |           |           |            |     |           |           |          |            |
| 440   | BIANCO BR.   | br. white   |                    |                |       |                 |   |  |   |                 |                 |                 |           |            |            |            |                 |            |     |           |            |                 |            |     |            |           |            |            |     |           |           |             |            |     |                |           |           |            |     |           |           |          |            |
| 550   | ANTRACITE  | anthracite  |                    |                |       |                 |   |  |   |                 |                 |                 |           |            |            |            |                 |            |     |           |            |                 |            |     |            |           |            |            |     |           |           |             |            |     |                |           |           |            |     |           |           |          |            |
| MOBILE ALTO L.45 CON 1 ANTA LEGNO CON SERR.<br>high cabinet w 45 cms with 1 wooden door<br>with lock<br><br>L.45 x p.46,3 x H.196,7<br>Fig.DX/right  | DX<br>right  | L.45  | 158 <b>721</b> (*) | 57             | 0,175 | 5               |   | <b>€ 362,00</b>  |   |                 |                 |                 |           |            |            |            |                 |            |     |           |            |                 |            |     |            |           |            |            |     |           |           |             |            |     |                |           |           |            |     |           |           |          |            |
|   | SX<br>left   | L.45  | 158 <b>722</b> (*) |                |       |                 |   |  |   |                 |                 |                 |           |            |            |            |                 |            |     |           |            |                 |            |     |            |           |            |            |     |           |           |             |            |     |                |           |           |            |     |           |           |          |            |
| MOBILE ALTO L.45 CON 2 ANTE LEGNO CON SERR.<br>high cabinet w 45 cms with 2 wooden doors<br>with lock<br><br>L.45 x p.46,3 x H.196,7<br>Fig.DX/right  | DX<br>right  | L.45  | 158 <b>723</b> (*) | 62             | 0,177 | 6               |   | <b>€ 373,00</b>  |   |                 |                 |                 |           |            |            |            |                 |            |     |           |            |                 |            |     |            |           |            |            |     |           |           |             |            |     |                |           |           |            |     |           |           |          |            |
|   | SX<br>left   | L.45  | 158 <b>724</b> (*) |                |       |                 |   |  |   |                 |                 |                 |           |            |            |            |                 |            |     |           |            |                 |            |     |            |           |            |            |     |           |           |             |            |     |                |           |           |            |     |           |           |          |            |
| MOBILE ALTO L.45 CON 1 ANTA<br>LEGNO E 1 ANTA VETRO COMPLETE<br>DI SERRATURE<br>high cabinet w 45 cms with 1 wooden<br>door and 1 glass door with locks<br><br>L.45 x p.46,3 x H.196,7<br>Fig.DX/right | DX<br>right  | L.45  | 158 <b>741</b> (*) | 63             | 0,161 | 7               | <table border="1"> <thead> <tr> <th>VETRO<br/>SATINATO<br/>satinated glass</th> <th>VETRO<br/>TORTORA<br/>grey beige glass</th> </tr> </thead> <tbody> <tr> <td><b>€ 404,00</b></td> <td><b>€ 421,00</b></td> </tr> </tbody> </table> | VETRO<br>SATINATO<br>satinated glass   | VETRO<br>TORTORA<br>grey beige glass  | <b>€ 404,00</b> | <b>€ 421,00</b> | <b>€ 404,00</b> |           |            |            |            |                 |            |     |           |            |                 |            |     |            |           |            |            |     |           |           |             |            |     |                |           |           |            |     |           |           |          |            |
|   | VETRO<br>SATINATO<br>satinated glass                   | VETRO<br>TORTORA<br>grey beige glass  |                    |                |       |                 |   |  |   |                 |                 |                 |           |            |            |            |                 |            |     |           |            |                 |            |     |            |           |            |            |     |           |           |             |            |     |                |           |           |            |     |           |           |          |            |
| <b>€ 404,00</b>   | <b>€ 421,00</b>  |   |                    |                |       |                 |   |  |   |                 |                 |                 |           |            |            |            |                 |            |     |           |            |                 |            |     |            |           |            |            |     |           |           |             |            |     |                |           |           |            |     |           |           |          |            |
| SX<br>left  | L.45   | 158 <b>742</b> (*)  |                    |                |       |                 |   |  |   |                 |                 |                 |           |            |            |            |                 |            |     |           |            |                 |            |     |            |           |            |            |     |           |           |             |            |     |                |           |           |            |     |           |           |          |            |
| ANTA VETRO CON TELAIO ALLUMINIO COLOR INOX GREY<br>glass door with aluminium frame in color grey inox   |  |   |                    |                |       |                 |   | <table border="1"> <thead> <tr> <th>(*)</th> <th>ANTA LEGNO</th> <th>STRUTTURA</th> <th>wooden door</th> <th>structure</th> </tr> </thead> <tbody> <tr> <td>409</td> <td>BIANCO BR.</td> <td>BIANCO BR.</td> <td>br. white</td> <td>br. white</td> </tr> <tr> <td>489</td> <td>OLMO GREY</td> <td>BIANCO BR.</td> <td>grey elm</td> <td>br. white</td> </tr> <tr> <td>529</td> <td>TEAK SAMOA</td> <td>ANTRACITE</td> <td>samoa teak</td> <td>anthracite</td> </tr> <tr> <td>533</td> <td>NOCE BALI</td> <td>ANTRACITE</td> <td>bali walnut</td> <td>anthracite</td> </tr> <tr> <td>579</td> <td>FRASSINO BROWN</td> <td>ANTRACITE</td> <td>brown ash</td> <td>anthracite</td> </tr> <tr> <td>589</td> <td>OLMO GREY</td> <td>ANTRACITE</td> <td>grey elm</td> <td>anthracite</td> </tr> </tbody> </table> | (*)   | ANTA LEGNO      | STRUTTURA       | wooden door     | structure | 409        | BIANCO BR. | BIANCO BR. | br. white       | br. white  | 489 | OLMO GREY | BIANCO BR. | grey elm        | br. white  | 529 | TEAK SAMOA | ANTRACITE | samoa teak | anthracite | 533 | NOCE BALI | ANTRACITE | bali walnut | anthracite | 579 | FRASSINO BROWN | ANTRACITE | brown ash | anthracite | 589 | OLMO GREY | ANTRACITE | grey elm | anthracite |
| (*)   | ANTA LEGNO   | STRUTTURA   | wooden door        | structure      |       |                 |   |  |   |                 |                 |                 |           |            |            |            |                 |            |     |           |            |                 |            |     |            |           |            |            |     |           |           |             |            |     |                |           |           |            |     |           |           |          |            |
| 409   | BIANCO BR.   | BIANCO BR.  | br. white          | br. white      |       |                 |   |  |   |                 |                 |                 |           |            |            |            |                 |            |     |           |            |                 |            |     |            |           |            |            |     |           |           |             |            |     |                |           |           |            |     |           |           |          |            |
| 489   | OLMO GREY  | BIANCO BR.  | grey elm           | br. white      |       |                 |   |  |   |                 |                 |                 |           |            |            |            |                 |            |     |           |            |                 |            |     |            |           |            |            |     |           |           |             |            |     |                |           |           |            |     |           |           |          |            |
| 529   | TEAK SAMOA   | ANTRACITE   | samoa teak         | anthracite     |       |                 |   |  |   |                 |                 |                 |           |            |            |            |                 |            |     |           |            |                 |            |     |            |           |            |            |     |           |           |             |            |     |                |           |           |            |     |           |           |          |            |
| 533   | NOCE BALI  | ANTRACITE   | bali walnut        | anthracite     |       |                 |   |  |   |                 |                 |                 |           |            |            |            |                 |            |     |           |            |                 |            |     |            |           |            |            |     |           |           |             |            |     |                |           |           |            |     |           |           |          |            |
| 579   | FRASSINO BROWN   | ANTRACITE   | brown ash          | anthracite     |       |                 |   |  |   |                 |                 |                 |           |            |            |            |                 |            |     |           |            |                 |            |     |            |           |            |            |     |           |           |             |            |     |                |           |           |            |     |           |           |          |            |
| 589   | OLMO GREY  | ANTRACITE   | grey elm           | anthracite     |       |                 |   |  |   |                 |                 |                 |           |            |            |            |                 |            |     |           |            |                 |            |     |            |           |            |            |     |           |           |             |            |     |                |           |           |            |     |           |           |          |            |
| ANTA VETRO TORTORA / grey beige glass door  |  |   |                    |                |       |                 |   | <table border="1"> <thead> <tr> <th>(*)</th> <th>ANTA LEGNO</th> <th>STRUTTURA</th> <th>wooden door</th> <th>structure</th> </tr> </thead> <tbody> <tr> <td>402</td> <td>BIANCO BR.</td> <td>BIANCO BR.</td> <td>br. white</td> <td>br. white</td> </tr> <tr> <td>482</td> <td>OLMO GREY</td> <td>BIANCO BR.</td> <td>grey elm</td> <td>br. white</td> </tr> <tr> <td>522</td> <td>TEAK SAMOA</td> <td>ANTRACITE</td> <td>samoa teak</td> <td>anthracite</td> </tr> <tr> <td>532</td> <td>NOCE BALI</td> <td>ANTRACITE</td> <td>bali walnut</td> <td>anthracite</td> </tr> <tr> <td>752</td> <td>FRASSINO BROWN</td> <td>ANTRACITE</td> <td>brown ash</td> <td>anthracite</td> </tr> <tr> <td>582</td> <td>OLMO GREY</td> <td>ANTRACITE</td> <td>grey elm</td> <td>anthracite</td> </tr> </tbody> </table> | (*)   | ANTA LEGNO      | STRUTTURA       | wooden door     | structure | 402        | BIANCO BR. | BIANCO BR. | br. white       | br. white  | 482 | OLMO GREY | BIANCO BR. | grey elm        | br. white  | 522 | TEAK SAMOA | ANTRACITE | samoa teak | anthracite | 532 | NOCE BALI | ANTRACITE | bali walnut | anthracite | 752 | FRASSINO BROWN | ANTRACITE | brown ash | anthracite | 582 | OLMO GREY | ANTRACITE | grey elm | anthracite |
| (*)   | ANTA LEGNO   | STRUTTURA   | wooden door        | structure      |       |                 |   |  |   |                 |                 |                 |           |            |            |            |                 |            |     |           |            |                 |            |     |            |           |            |            |     |           |           |             |            |     |                |           |           |            |     |           |           |          |            |
| 402   | BIANCO BR.   | BIANCO BR.  | br. white          | br. white      |       |                 |   |  |   |                 |                 |                 |           |            |            |            |                 |            |     |           |            |                 |            |     |            |           |            |            |     |           |           |             |            |     |                |           |           |            |     |           |           |          |            |
| 482   | OLMO GREY  | BIANCO BR.  | grey elm           | br. white      |       |                 |   |  |   |                 |                 |                 |           |            |            |            |                 |            |     |           |            |                 |            |     |            |           |            |            |     |           |           |             |            |     |                |           |           |            |     |           |           |          |            |
| 522   | TEAK SAMOA   | ANTRACITE   | samoa teak         | anthracite     |       |                 |   |  |   |                 |                 |                 |           |            |            |            |                 |            |     |           |            |                 |            |     |            |           |            |            |     |           |           |             |            |     |                |           |           |            |     |           |           |          |            |
| 532   | NOCE BALI  | ANTRACITE   | bali walnut        | anthracite     |       |                 |   |  |   |                 |                 |                 |           |            |            |            |                 |            |     |           |            |                 |            |     |            |           |            |            |     |           |           |             |            |     |                |           |           |            |     |           |           |          |            |
| 752   | FRASSINO BROWN   | ANTRACITE   | brown ash          | anthracite     |       |                 |   |  |   |                 |                 |                 |           |            |            |            |                 |            |     |           |            |                 |            |     |            |           |            |            |     |           |           |             |            |     |                |           |           |            |     |           |           |          |            |
| 582   | OLMO GREY  | ANTRACITE   | grey elm           | anthracite     |       |                 |   |  |   |                 |                 |                 |           |            |            |            |                 |            |     |           |            |                 |            |     |            |           |            |            |     |           |           |             |            |     |                |           |           |            |     |           |           |          |            |
| MOBILE ALTO L.45 CON 1 ANTA VETRO CON SERR.<br>high cabinet w 45 cms with 1 glass door with lock<br><br>L.45 x p.46,3 x H.196,7<br>Fig.DX/right  | DX<br>right  | L.45  | 158 <b>743</b> (*) | 62             | 0,156 | 5               | <table border="1"> <thead> <tr> <th>VETRO<br/>SATINATO<br/>satinated glass</th> <th>VETRO<br/>TORTORA<br/>grey beige glass</th> </tr> </thead> <tbody> <tr> <td><b>€ 373,00</b></td> <td><b>€ 404,00</b></td> </tr> </tbody> </table> | VETRO<br>SATINATO<br>satinated glass   | VETRO<br>TORTORA<br>grey beige glass  | <b>€ 373,00</b> | <b>€ 404,00</b> | <b>€ 373,00</b> |           |            |            |            |                 |            |     |           |            |                 |            |     |            |           |            |            |     |           |           |             |            |     |                |           |           |            |     |           |           |          |            |
|   | VETRO<br>SATINATO<br>satinated glass                   | VETRO<br>TORTORA<br>grey beige glass  |                    |                |       |                 |   |  |   |                 |                 |                 |           |            |            |            |                 |            |     |           |            |                 |            |     |            |           |            |            |     |           |           |             |            |     |                |           |           |            |     |           |           |          |            |
| <b>€ 373,00</b>   | <b>€ 404,00</b>  |   |                    |                |       |                 |   |  |   |                 |                 |                 |           |            |            |            |                 |            |     |           |            |                 |            |     |            |           |            |            |     |           |           |             |            |     |                |           |           |            |     |           |           |          |            |
| SX<br>left  | L.45   | 158 <b>744</b> (*)  |                    |                |       |                 |   |  |   |                 |                 |                 |           |            |            |            |                 |            |     |           |            |                 |            |     |            |           |            |            |     |           |           |             |            |     |                |           |           |            |     |           |           |          |            |
| ANTA VETRO CON TELAIO ALLUMINIO COLOR INOX GREY<br>glass door with aluminium frame in color grey inox   |  |   |                    |                |       |                 |   | <table border="1"> <thead> <tr> <th>(*)</th> <th>ANTA VETRO</th> <th>STRUTTURA</th> <th>glass door</th> <th>structure</th> </tr> </thead> <tbody> <tr> <td>499</td> <td>SATINATO</td> <td>BIANCO BR.</td> <td>satinated glass</td> <td>br. white</td> </tr> <tr> <td>599</td> <td>SATINATO</td> <td>ANTRACITE</td> <td>satinated glass</td> <td>anthracite</td> </tr> </tbody> </table>  | (*)   | ANTA VETRO      | STRUTTURA       | glass door      | structure | 499        | SATINATO   | BIANCO BR. | satinated glass | br. white  | 599 | SATINATO  | ANTRACITE  | satinated glass | anthracite |     |            |           |            |            |     |           |           |             |            |     |                |           |           |            |     |           |           |          |            |
| (*)   | ANTA VETRO   | STRUTTURA   | glass door         | structure      |       |                 |   |  |   |                 |                 |                 |           |            |            |            |                 |            |     |           |            |                 |            |     |            |           |            |            |     |           |           |             |            |     |                |           |           |            |     |           |           |          |            |
| 499   | SATINATO   | BIANCO BR.  | satinated glass    | br. white      |       |                 |   |  |   |                 |                 |                 |           |            |            |            |                 |            |     |           |            |                 |            |     |            |           |            |            |     |           |           |             |            |     |                |           |           |            |     |           |           |          |            |
| 599   | SATINATO   | ANTRACITE   | satinated glass    | anthracite     |       |                 |   |  |   |                 |                 |                 |           |            |            |            |                 |            |     |           |            |                 |            |     |            |           |            |            |     |           |           |             |            |     |                |           |           |            |     |           |           |          |            |
| ANTA VETRO TORTORA / grey beige glass door  |  |   |                    |                |       |                 |   | <table border="1"> <thead> <tr> <th>(*)</th> <th>ANTA VETRO</th> <th>STRUTTURA</th> <th>glass door</th> <th>structure</th> </tr> </thead> <tbody> <tr> <td>472</td> <td>TORTORA</td> <td>BIANCO BR.</td> <td>grey beige</td> <td>br. white</td> </tr> <tr> <td>572</td> <td>TORTORA</td> <td>ANTRACITE</td> <td>grey beige</td> <td>anthracite</td> </tr> </tbody> </table>  | (*)   | ANTA VETRO      | STRUTTURA       | glass door      | structure | 472        | TORTORA    | BIANCO BR. | grey beige      | br. white  | 572 | TORTORA   | ANTRACITE  | grey beige      | anthracite |     |            |           |            |            |     |           |           |             |            |     |                |           |           |            |     |           |           |          |            |
| (*)   | ANTA VETRO   | STRUTTURA   | glass door         | structure      |       |                 |   |  |   |                 |                 |                 |           |            |            |            |                 |            |     |           |            |                 |            |     |            |           |            |            |     |           |           |             |            |     |                |           |           |            |     |           |           |          |            |
| 472   | TORTORA  | BIANCO BR.  | grey beige         | br. white      |       |                 |   |  |   |                 |                 |                 |           |            |            |            |                 |            |     |           |            |                 |            |     |            |           |            |            |     |           |           |             |            |     |                |           |           |            |     |           |           |          |            |
| 572   | TORTORA  | ANTRACITE   | grey beige         | anthracite     |       |                 |   |  |   |                 |                 |                 |           |            |            |            |                 |            |     |           |            |                 |            |     |            |           |            |            |     |           |           |             |            |     |                |           |           |            |     |           |           |          |            |



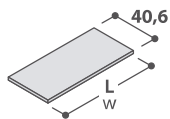
| <b>MOBILI ALTI</b><br><i>high cabinets</i>   |  | <b>TUTTE LE COMPOSIZIONI CON I MOBILI CONTENITORI DEVONO ESSERE COMPLETATE CON TOP + 2 FIANCHI FINALI (VEDI PAG. 18)</b><br><b>always complete the compositions with top + 2 final side panels (please see page 18)</b> |                    |                   |       |                        |  |  |           |                  |           |              |                  |     |            |                   |                  |                  |     |           |            |                 |                  |     |            |           |                   |                   |     |           |           |                    |                   |     |                |           |                  |                   |     |           |           |                 |
|--|--|---|--------------------|-------------------|-------|------------------------|--|--|-----------|------------------|-----------|--------------|------------------|-----|------------|-------------------|------------------|------------------|-----|-----------|------------|-----------------|------------------|-----|------------|-----------|-------------------|-------------------|-----|-----------|-----------|--------------------|-------------------|-----|----------------|-----------|------------------|-------------------|-----|-----------|-----------|-----------------|
| DESCRIZIONE<br><i>description</i>  | L<br>w   | CODICE<br><i>code</i>   | KG                 | M <sup>3</sup>    | COLLI | PREZZO<br><i>price</i> | (*) CODICE FINITURA<br><i>(*) finish code</i>  |  |           |                  |           |              |                  |     |            |                   |                  |                  |     |           |            |                 |                  |     |            |           |                   |                   |     |           |           |                    |                   |     |                |           |                  |                   |     |           |           |                 |
| MOBILE ALTO A GIORNO L.90<br><i>open high cabinet w 90 cms</i><br><br><br><br>L.90 x p.44,5 x H.196,7   | L.90   | 158 <b>229</b> (*)  | 73                 | 0,162             | 3     | € <b>290,00</b>        | (*)  |  |           |                  |           |              |                  |     |            |                   |                  |                  |     |           |            |                 |                  |     |            |           |                   |                   |     |           |           |                    |                   |     |                |           |                  |                   |     |           |           |                 |
|  | (SENZA FORI PER CERNIERE) / (without holes for hinges) |   |                    |                   |       |                        | <table border="1"> <thead> <tr> <th>(*)</th> <th>STRUTTURA</th> <th><i>structure</i></th> </tr> </thead> <tbody> <tr> <td>440</td> <td>BIANCO BR.</td> <td><i>br. white</i></td> </tr> <tr> <td>550</td> <td>ANTRACITE</td> <td><i>anthracite</i></td> </tr> </tbody> </table> | (*)  | STRUTTURA | <i>structure</i> | 440       | BIANCO BR.   | <i>br. white</i> | 550 | ANTRACITE  | <i>anthracite</i> |                  |                  |     |           |            |                 |                  |     |            |           |                   |                   |     |           |           |                    |                   |     |                |           |                  |                   |     |           |           |                 |
| (*)  | STRUTTURA  | <i>structure</i>  |                    |                   |       |                        |  |  |           |                  |           |              |                  |     |            |                   |                  |                  |     |           |            |                 |                  |     |            |           |                   |                   |     |           |           |                    |                   |     |                |           |                  |                   |     |           |           |                 |
| 440  | BIANCO BR.   | <i>br. white</i>  |                    |                   |       |                        |  |  |           |                  |           |              |                  |     |            |                   |                  |                  |     |           |            |                 |                  |     |            |           |                   |                   |     |           |           |                    |                   |     |                |           |                  |                   |     |           |           |                 |
| 550  | ANTRACITE  | <i>anthracite</i>   |                    |                   |       |                        |  |  |           |                  |           |              |                  |     |            |                   |                  |                  |     |           |            |                 |                  |     |            |           |                   |                   |     |           |           |                    |                   |     |                |           |                  |                   |     |           |           |                 |
| MOBILE ALTO L.90 CON 2 ANTE LEGNO CON SERRATURA<br><i>high cabinet w 90 cms with 2 wooden doors with lock</i><br><br><br><br>L.90 x p.46,3 x H.196,7  | L.90   | 158 <b>745</b> (*)  | 98                 | 0,250             | 5     | € <b>587,00</b>        |  |  |           |                  |           |              |                  |     |            |                   |                  |                  |     |           |            |                 |                  |     |            |           |                   |                   |     |           |           |                    |                   |     |                |           |                  |                   |     |           |           |                 |
|  |  |   |                    |                   |       |                        |  |  |           |                  |           |              |                  |     |            |                   |                  |                  |     |           |            |                 |                  |     |            |           |                   |                   |     |           |           |                    |                   |     |                |           |                  |                   |     |           |           |                 |
| MOBILE ALTO L.90 CON 4 ANTE LEGNO CON SERRATURE<br><i>high cabinet w 90 cms with 4 wooden doors with locks</i><br><br><br><br>L.90 x p.46,3 x H.196,7   | L.90   | 158 <b>746</b> (*)  | 99                 | 0,249             | 6     | € <b>600,00</b>        |  |  |           |                  |           |              |                  |     |            |                   |                  |                  |     |           |            |                 |                  |     |            |           |                   |                   |     |           |           |                    |                   |     |                |           |                  |                   |     |           |           |                 |
|  |  |   |                    |                   |       |                        |  | <table border="1"> <thead> <tr> <th>(*)</th> <th>ANTE</th> <th>STRUTTURA</th> <th><i>doors</i></th> <th><i>structure</i></th> </tr> </thead> <tbody> <tr> <td>440</td> <td>BIANCO BR.</td> <td>BIANCO BR.</td> <td><i>br. white</i></td> <td><i>br. white</i></td> </tr> <tr> <td>480</td> <td>OLMO GREY</td> <td>BIANCO BR.</td> <td><i>grey elm</i></td> <td><i>br. white</i></td> </tr> <tr> <td>520</td> <td>TEAK SAMOA</td> <td>ANTRACITE</td> <td><i>samoa teak</i></td> <td><i>anthracite</i></td> </tr> <tr> <td>530</td> <td>NOCE BALI</td> <td>ANTRACITE</td> <td><i>bali walnut</i></td> <td><i>anthracite</i></td> </tr> <tr> <td>570</td> <td>FRASSINO BROWN</td> <td>ANTRACITE</td> <td><i>brown ash</i></td> <td><i>anthracite</i></td> </tr> <tr> <td>580</td> <td>OLMO GREY</td> <td>ANTRACITE</td> <td><i>grey elm</i></td> <td><i>anthracite</i></td> </tr> </tbody> </table> | (*)       | ANTE             | STRUTTURA | <i>doors</i> | <i>structure</i> | 440 | BIANCO BR. | BIANCO BR.        | <i>br. white</i> | <i>br. white</i> | 480 | OLMO GREY | BIANCO BR. | <i>grey elm</i> | <i>br. white</i> | 520 | TEAK SAMOA | ANTRACITE | <i>samoa teak</i> | <i>anthracite</i> | 530 | NOCE BALI | ANTRACITE | <i>bali walnut</i> | <i>anthracite</i> | 570 | FRASSINO BROWN | ANTRACITE | <i>brown ash</i> | <i>anthracite</i> | 580 | OLMO GREY | ANTRACITE | <i>grey elm</i> |
| (*)  | ANTE   | STRUTTURA   | <i>doors</i>       | <i>structure</i>  |       |                        |  |  |           |                  |           |              |                  |     |            |                   |                  |                  |     |           |            |                 |                  |     |            |           |                   |                   |     |           |           |                    |                   |     |                |           |                  |                   |     |           |           |                 |
| 440  | BIANCO BR.   | BIANCO BR.  | <i>br. white</i>   | <i>br. white</i>  |       |                        |  |  |           |                  |           |              |                  |     |            |                   |                  |                  |     |           |            |                 |                  |     |            |           |                   |                   |     |           |           |                    |                   |     |                |           |                  |                   |     |           |           |                 |
| 480  | OLMO GREY  | BIANCO BR.  | <i>grey elm</i>    | <i>br. white</i>  |       |                        |  |  |           |                  |           |              |                  |     |            |                   |                  |                  |     |           |            |                 |                  |     |            |           |                   |                   |     |           |           |                    |                   |     |                |           |                  |                   |     |           |           |                 |
| 520  | TEAK SAMOA   | ANTRACITE   | <i>samoa teak</i>  | <i>anthracite</i> |       |                        |  |  |           |                  |           |              |                  |     |            |                   |                  |                  |     |           |            |                 |                  |     |            |           |                   |                   |     |           |           |                    |                   |     |                |           |                  |                   |     |           |           |                 |
| 530  | NOCE BALI  | ANTRACITE   | <i>bali walnut</i> | <i>anthracite</i> |       |                        |  |  |           |                  |           |              |                  |     |            |                   |                  |                  |     |           |            |                 |                  |     |            |           |                   |                   |     |           |           |                    |                   |     |                |           |                  |                   |     |           |           |                 |
| 570  | FRASSINO BROWN   | ANTRACITE   | <i>brown ash</i>   | <i>anthracite</i> |       |                        |  |  |           |                  |           |              |                  |     |            |                   |                  |                  |     |           |            |                 |                  |     |            |           |                   |                   |     |           |           |                    |                   |     |                |           |                  |                   |     |           |           |                 |
| 580  | OLMO GREY  | ANTRACITE   | <i>grey elm</i>    | <i>anthracite</i> |       |                        |  |  |           |                  |           |              |                  |     |            |                   |                  |                  |     |           |            |                 |                  |     |            |           |                   |                   |     |           |           |                    |                   |     |                |           |                  |                   |     |           |           |                 |
| MOBILE ALTO L.90 CON 4 ANTE LEGNO CON SERRATURE<br>E VANO A GIORNO<br><i>high cabinet w 90 cms with 4 wooden doors with locks and open space</i><br><br><br><br>L.90 x p.46,3 x H.196,7                                 | L.90   | 158 <b>747</b> (*)  | 102                | 0,253             | 7     | € <b>565,00</b>        |  |  |           |                  |           |              |                  |     |            |                   |                  |                  |     |           |            |                 |                  |     |            |           |                   |                   |     |           |           |                    |                   |     |                |           |                  |                   |     |           |           |                 |
|  |  |   |                    |                   |       |                        |  |  |           |                  |           |              |                  |     |            |                   |                  |                  |     |           |            |                 |                  |     |            |           |                   |                   |     |           |           |                    |                   |     |                |           |                  |                   |     |           |           |                 |
| MOBILE ALTO L.90 CON 2 ANTE LEGNO CON SERRATURA<br>E 2 APPENDIABITI ESTRAIBILI<br><i>high cabinet w 90 cms with 2 wooden doors with lock and 2 pull-out clothes-hanger rails</i><br><br><br><br>L.90 x p.46,3 x H.196,7 | L.90   | 158 <b>748</b> (*)  | 81                 | 0,212             | 4     | € <b>567,00</b>        |  |  |           |                  |           |              |                  |     |            |                   |                  |                  |     |           |            |                 |                  |     |            |           |                   |                   |     |           |           |                    |                   |     |                |           |                  |                   |     |           |           |                 |
|  |  |   |                    |                   |       |                        |  |  |           |                  |           |              |                  |     |            |                   |                  |                  |     |           |            |                 |                  |     |            |           |                   |                   |     |           |           |                    |                   |     |                |           |                  |                   |     |           |           |                 |



| MOBILI ALTI<br>high cabinets   |                | TUTTE LE COMPOSIZIONI CON I MOBILI CONTENITORI DEVONO ESSERE COMPLETATE CON<br>TOP + 2 FIANCHI FINALI (VEDI PAG. 18)<br>always complete the compositions with with top + 2 final side panels (please see page 18) |             |                |       |                 |                 |   |                |              |               |  |  |  |  |
|--|----------------|---|-------------|----------------|-------|-----------------|-----------------|---|----------------|--------------|---------------|--|--|--|--|
| DESCRIZIONE<br>description   | L<br>w         | CODICE<br>code  | KG          | M <sup>3</sup> | COLLI | PREZZO<br>price | PREZZO<br>price | (*) CODICE FINITURA<br>(* finish code)  |                |              |               |  |  |  |  |
| MOBILE ALTO L.90 CON 2 ANTE<br>LEGNO E 2 ANTE VETRO CON<br>SERRATURE<br><i>high cabinet w 90 cms with 2 wooden<br/>           doors and 2 glass doors with locks</i><br><br><br><br>L.90 x p.46,3 x H.196,7 | L.90           | 158 <b>749</b> (*)  | 102         | 0,263          | 8     | <b>€ 680,00</b> | <b>€ 715,00</b> | <b>ANTE VETRO SATINATA / satined glass doors</b>  |                |              |               |  |  |  |  |
|  |                |   |             |                |       |                 |                 | (*) ANTE LEGNO  | STRUTTURA      | wooden doors | structure     |  |  |  |  |
|  |                |   |             |                |       |                 |                 | 409   | BIANCO BR.     | BIANCO BR.   | br. white     | br. white  |  |  |  |
|  |                |   |             |                |       |                 |                 | 489   | OLMO GREY      | BIANCO BR.   | grey elm      | br. white  |  |  |  |
|  |                |   |             |                |       |                 |                 | 529   | TEAK SAMOA     | ANTRACITE    | samoa teak    | anthracite   |  |  |  |
|  |                |   |             |                |       |                 |                 | 533   | NOCE BALI      | ANTRACITE    | bali walnut   | anthracite   |  |  |  |
|  |                |   |             |                |       |                 |                 | 579   | FRASSINO BROWN | ANTRACITE    | brown ash     | anthracite   |  |  |  |
|  |                |   |             |                |       |                 |                 | 589   | OLMO GREY      | ANTRACITE    | grey elm      | anthracite   |  |  |  |
|  |                |   |             |                |       |                 |                 | <b>ANTE VETRO CON TELAIO ALLUMINIO COLOR INOX GREY</b><br>glass doors with aluminium frame in color grey inox |                |              |               | <b>ANTE VETRO TORTORA / grey beige glass doors</b> |  |  |  |
|  |                |   |             |                |       |                 |                 | (*) ANTE LEGNO  | STRUTTURA      | wooden doors | structure     |  |  |  |  |
| 402  | BIANCO BR.     | BIANCO BR.  | br. white   | br. white      |       |                 |                 |   |                |              |               |  |  |  |  |
| 482  | OLMO GREY      | BIANCO BR.  | grey elm    | br. white      |       |                 |                 |   |                |              |               |  |  |  |  |
| 522  | TEAK SAMOA     | ANTRACITE   | samoa teak  | anthracite     |       |                 |                 |   |                |              |               |  |  |  |  |
| 532  | NOCE BALI      | ANTRACITE   | bali walnut | anthracite     |       |                 |                 |   |                |              |               |  |  |  |  |
| 752  | FRASSINO BROWN | ANTRACITE   | brown ash   | anthracite     |       |                 |                 |   |                |              |               |  |  |  |  |
| 582  | OLMO GREY      | ANTRACITE   | grey elm    | anthracite     |       |                 |                 |   |                |              |               |  |  |  |  |
| MOBILE ALTO L.90 CON 2 ANTE<br>VETRO CON SERRATURA<br><i>high cabinet w 90 cms with 2 glass<br/>           doors with lock</i><br><br><br><br>L.90 x p.46,3 x H.196,7                                      | L.90           | 158 <b>750</b> (*)  | 102         | 0,265          | 6     | <b>€ 634,00</b> | <b>€ 696,00</b> | (*) ANTE VETRO  |                |              |               |  |  |  |  |
|  |                |   |             |                |       |                 |                 | STRUTTURA   | glass doors    | structure    |               |  |  |  |  |
|  |                |   |             |                |       |                 |                 | 499   | SATINATO       | BIANCO BR.   | satined glass | br. white  |  |  |  |
|  |                |   |             |                |       |                 |                 | 599   | SATINATO       | ANTRACITE    | satined glass | anthracite   |  |  |  |
|  |                |   |             |                |       |                 |                 | <b>ANTE VETRO CON TELAIO ALLUMINIO COLOR INOX GREY</b><br>glass doors with aluminium frame in color grey inox |                |              |               | <b>ANTE VETRO TORTORA / grey beige glass doors</b> |  |  |  |
|  |                |   |             |                |       |                 |                 | (*) ANTE VETRO  | STRUTTURA      | glass doors  | structure     |  |  |  |  |
|  |                |   |             |                |       |                 |                 | 472   | TORTORA        | BIANCO BR.   | grey beige    | br. white  |  |  |  |
|  |                |   |             |                |       |                 |                 | 572   | TORTORA        | ANTRACITE    | grey beige    | anthracite   |  |  |  |

**RIPIANI REGISTRABILI PER MOBILI***adjustable shelves for cabinets*

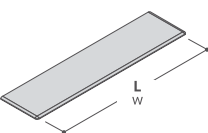
| DESCRIZIONE<br><i>description</i>  | L<br><i>w</i> | CODICE<br><i>code</i> | KG | M <sup>3</sup> | COLLI | PREZZO<br><i>price</i> | (*) CODICE FINITURA<br><i>(*) finish code</i> |
|--|---------------|-----------------------|----|----------------|-------|------------------------|---|
| 1 RIPIANO REGISTRABILE SUPPLEMENTARE PER MOBILI<br><i>1 adjustable additional shelf for cabinets</i> |               |                       |    |                |       |                        |   |
|  | L.41,2        | 158 751 (*)           | 3  | 0,009          | 1     | € 14,00                | (*) 440 BIANCO BR. <i>br. white</i>           |
|  | L.86,2        | 158 752 (*)           | 6  | 0,018          | 1     | € 22,00                | (*) 550 ANTRACITE <i>anthracite</i>           |



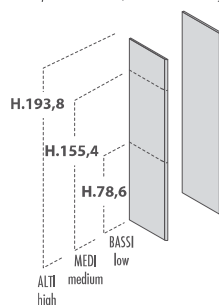
L. x p. 40,6 x H.2,5

**TOPS + COPPIA DI FIANCHI FINALI***tops + set of 2 final side panels*

| TOPS PER MOBILI<br><i>tops for cabinets</i>  | L       | CODICE      | KG | M <sup>3</sup> | COLLI | PREZZO   | (*) CODICE FINITURA                     |
|--|---------|-------------|----|----------------|-------|----------|---|
| <br>L. x p.46,5 x H.1,8  | L.48,7  | 158 754 (*) | 5  | 0,012          | 1     | € 52,00  |   |
|  | L.93,7  | 158 756 (*) | 8  | 0,023          | 1     | € 94,00  |   |
|  | L.138,6 | 158 757 (*) | 11 | 0,032          | 1     | € 136,00 |   |
|  | L.183,6 | 158 758 (*) | 14 | 0,041          | 1     | € 164,00 |   |
|  | L.228,5 | 158 759 (*) | 17 | 0,046          | 1     | € 213,00 |   |
|  | L.273,5 | 158 760 (*) | 19 | 0,060          | 1     | € 251,00 |   |
| <b>COMPLETARE SEMPRE CON FIANCHI FINALI</b><br><i>always complete with final side panels</i><br>ART.761-762-763            |         |             |    |                |       |          | (*) 130 NOCE BALI <i>bali walnut</i>    |
|  |         |             |    |                |       |          | (*) 200 TEAK SAMOA <i>samoa teak</i>    |
|  |         |             |    |                |       |          | (*) 440 BIANCO BR. <i>br. white</i>     |
|  |         |             |    |                |       |          | (*) 600 LAVA <i>lava</i>                |
|  |         |             |    |                |       |          | (*) 700 FRASSINO BROWN <i>brown ash</i> |
|  |         |             |    |                |       |          | (*) 800 OLMO GREY <i>grey elm</i>       |
| COPPIA FIANCHI FINALI PER MOBILI BASSI, MEDI E ALTI<br><i>set of 2 final side panels for low, medium and high cabinets</i> | H.78,6  | 158 761 (*) | 9  | 0,027          | 1     | € 144,00 |   |
|  | H.155,4 | 158 762 (*) | 19 | 0,051          | 1     | € 205,00 |   |
|  | H.193,8 | 158 763 (*) | 23 | 0,060          | 1     | € 333,00 |   |
| <b>COMPLETARE SEMPRE CON TOP</b><br><i>always complete with top</i><br>ART. 754-756-757-758-759-760                        |         |             |    |                |       |          |   |



L. x p.46,5 x H.1,8



sp.1,8 x p.46,3 x H.

**MODANATURA PERIMETRALE**  
COLORE INOX GREY  
*inox grey molding perimeter*

**CON TOP + FIANCHI FINALI**  
*with top+ final side panels*

**TOP ART.754-756-757**  
**758-759-760**

**FIANCHI FINALI**  
*final side panels*

**TOP**  
cm 1,8

**LARGHEZZA MOBILI**  
*cabinets width* cm 1,8

**(SPESORE FIANCHI FINALI)**  
*(final side panels thick)*

**COPPIA FIANCHI FINALI**  
*set of 2 final side panels*  
ART.761-762-763

**TELAIO ANTA VETRO**  
*frame of glazed door*  
CON PROFILO MANIGLIA VERTICALE  
*with vertical handle profile*

**MOBILI CONTENITORI**  
**BASSI, MEDI E ALTI**  
*low, medium and high cabinets*

**MAX ALTEZZA COMPRESO IL TOP**  
*max height with top*

H.198,5  
H.160,1  
H.83,3

**MOBILI BASSI**  
*low cabinets*

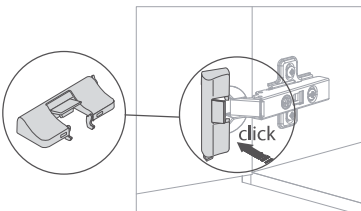
**MOBILI MEDI**  
*medium cabinets*

**MOBILI ALTI**  
*high cabinets*

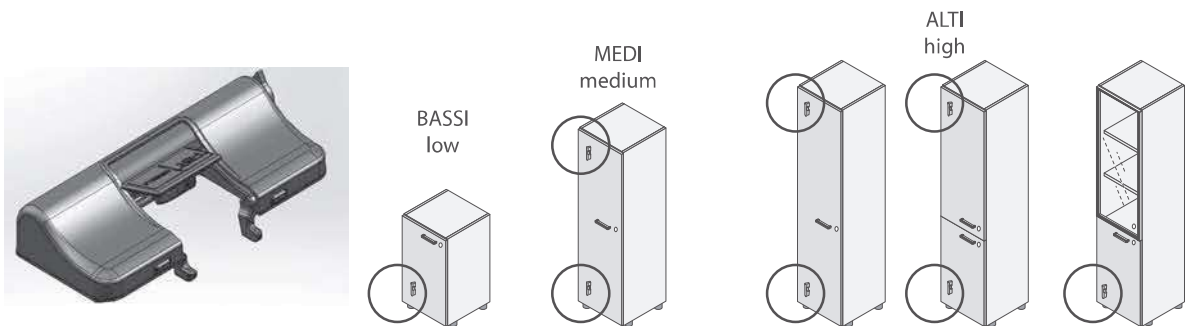


**KIT AMMORTIZZATORI (PER ANTE LEGNO)**

dampers set (for wooden doors)

| DESCRIZIONE<br>description  | L<br>w | CODICE<br>code     | KG | M <sup>3</sup> | COLLI | PREZZO<br>price | (*) CODICE FINITURA<br>(*) finish code |
|---|--------|--------------------|----|----------------|-------|-----------------|--|
| KIT AMMORTIZZATORI PER ANTE LEGNO<br>dampers kit for soft-close wooden doors<br><br> | 1 Pz.  | 114 <b>354</b> (*) | 1  | 0,001          | 1     | <b>€ 8,00</b>   | (*)<br>000 ARGENTO silver              |
|   | 2 Pz.  | 114 <b>355</b> (*) | 1  | 0,001          | 1     | <b>€ 12,00</b>  |  |
|   | 3 Pz.  | 114 <b>356</b> (*) | 1  | 0,001          | 1     | <b>€ 16,00</b>  |  |
|   |        |                    |    |                |       |                 |  |

**Applicazione ammortizzatore: / Damper application:**



IULIO

## DESCRIZIONE TECNICA

### SCRIVANIE E TAVOLI RIUNIONE CON TELAIO METALLICO

Costituiti da piani (legno o vetro) con struttura metallica.

I piani legno sono realizzati con pannello di fibre di legno tipo MDF sp. mm 25 con bordi perimetrali sagomati. Rivestiti nella parte a vista con 3d-foil e controplaccati in melaminico nella parte inferiore.

Sono disponibili nei colori: OLMO GREY 12, FRASSINO BROWN 52, NOCE BALI 30, TEAK SAMOA 67, BIANCO BR. 69.

Modanatura perimetrale decorativa a T da mm 6 colore INOX GREY incassato in apposita fresata.

I piani dei tavoli riunione sono dotati di top access integrato con apertura "flip-top" in tinta con la superficie stessa e vaschetta passacavi sottopiano in lamiera metallica sp. 1 verniciata a polveri epossidiche.

I piani in vetro temperato retro-laccato, spessore mm 12, con bordi perimetrali lavorati a filo lucido, sono utilizzabili solo in abbinamento alla struttura metallica ed ancorati alla stessa mediante supporti torniti in acciaio inox. I piani in vetro sono disponibili nei colori: TORTORA 72.

La struttura metallica è formata da telaio realizzato in tubolare metallico a sezione rettangolare 50 x 25 sp. mm 1,5 trattato con vernici a polveri epossidiche colore INOX GREY.

Le gambe sono in estruso di alluminio colore INOX GREY con vano verticale passacavi ispezionabile tramite carter rimovibile, sono dotate di anima strutturale in acciaio spessore mm 3 opportunamente sagomata e forata per l'ancoraggio ai telai e per i piedini livellatori. Le decorazioni sono costituite da profilature verticali in mdf sagomato, rivestito con 3d-foil, nei colori: LAVA 14, OLMO GREY 12, FRASSINO BROWN 52, NOCE BALI 30, BIANCO BR.69. Testate di finitura in abs stampato INOX GREY.

Le scrivanie con struttura metallica possono essere corredate da modesty panel (optional) realizzate con pannelli di fibre di legno tipo MDF sp. mm 18 rivestite in 3d-foil nei colori: LAVA 14, OLMO GREY 12, FRASSINO BROWN 52, NOCE BALI 30, TEAK SAMOA 67, BIANCO BR. 69.

### TAVOLO RIUNIONE CIRCOLARE CON BASAMENTO A COLONNA

Costituito da: piano e basamento metallico.

Il piano legno e' realizzato con pannello di fibre di legno tipo MDF sp. mm 25 con bordi perimetrali sagomati. Rivestiti nella parte a vista con 3d-foil e controplaccati in melaminico nella parte inferiore.

Disponibile nei colori: OLMO GREY 12, FRASSINO BROWN 52, NOCE BALI 30, TEAK SAMOA 67, BIANCO BR. 69.

Modanatura perimetrale decorativa a T da mm 6 colore INOX GREY incassato in apposita fresata.

Basamento metallico verniciato a polveri epossidiche INOX GREY, composto da: base circolare Ø590mm, tubo verticale e crociera superiore.

Il tubo verticale ha una sezione rastremata con base Ø128mm e sommità Ø89mm.

La crociera è realizzata con lamiera metallica sp. mm 4 dotata di asole per il fissaggio sottopiano.

### MOBILE DI SERVIZIO SU PIEDINI (SOTTOPIANO O FREESTANDING)

La struttura interna è realizzata con pannelli di particelle di legno sp. mm 18 nobilitati in melaminico colore ANTRACITE 55 o BIANCO BR. 69 rifiniti perimetralmente con bordo melaminico sp. mm 0,4 in tinta con la superficie.

Schiena e ante scorrevoli sono realizzate con pannelli di fibre di legno tipo MDF sp. mm 18 con il lato interno nobilitato e le parti a vista rivestite in 3d-foil nei colori: OLMO GREY 12, FRASSINO BROWN 52, NOCE BALI 30, TEAK SAMOA 67, BIANCO BR. 69.

Le antine scorrevoli sono dotate di chiusura ammortizzata.

I tops ed i fianchi finali sono realizzati con pannelli di fibre di legno tipo MDF sp. mm 18 con il lato interno nobilitato e le parti a vista rivestite in 3d-foil nei colori: LAVA 14, OLMO GREY 12, FRASSINO BROWN 52, NOCE BALI 30, TEAK SAMOA 67, BIANCO BR. 69.

I fianchi hanno sagoma arrotondata lungo i lati verticali anteriori e posteriori.

Il top è sagomato lungo tutto in perimetro con modanatura perimetrale decorativa a T da mm 6 colore INOX GREY incassato in apposita fresata. La struttura poggia su 5 piedini regolabili in altezza realizzati in nylon.

Le maniglie sono realizzate in metallo presso-fuso colore INOX GREY.

### CASSETTIERE E MOBILI DI SERVIZIO

La struttura interna è realizzata con pannelli di particelle di legno sp. mm 18 nobilitati in melaminico colore ANTRACITE 55 o BIANCO BR. 69, rifiniti perimetralmente con bordo melaminico sp. mm 0,4 in tinta con la superficie.

Schiena e frontali realizzati con pannelli di fibre di legno tipo MDF sp. mm 18 con il lato interno nobilitato e le parti a vista sono rivestite in 3d-foil nei colori: OLMO GREY 12, FRASSINO BROWN 52, NOCE BALI 30, TEAK SAMOA 67, BIANCO BR. 69.

I tops ed i fianchi finali sono realizzati con pannelli di fibre di legno tipo MDF sp. mm 18 con il lato interno nobilitato e le parti a vista sono rivestite in 3d-foil nei colori: LAVA 14, OLMO GREY 12, FRASSINO BROWN 52, NOCE BALI 30, TEAK SAMOA 67, BIANCO BR. 69.

I fianchi hanno sagoma arrotondata lungo i lati verticali anteriori e posteriori.

Il top è sagomato lungo tutto in perimetro con Modanatura perimetrale decorativa a T da mm 6 colore INOX GREY incassato in apposita fresata

La struttura interna dei cassetti è costituita da spondine e fondo in fibra rivestiti in PVC nero che scorrono su guide metalliche con cuscinetti in nylon dotati di fine corsa in apertura e self-closing in chiusura.

Cassettiere e mobili di servizio sono dotati di serratura con chiusura centralizzata.

La struttura poggia su ruote piroettanti realizzate in nylon.

Le maniglie sono realizzate in metallo presso-fuso colore INOX GREY.

### MOBILI MONOLITICI

Costituiti dai seguenti elementi:

>> bussolotti con ante,

>> elemento libreria reversibile,

>> set con base livellabile, top superiore e fianchi di finitura,

>> pannelli posteriori di finitura (optional).

**Le strutture** dei bussolotti sono realizzate con pannelli di particelle legno sp. mm 18 nobilitati in melaminico, disponibili nei colori : ANTRACITE 55 e BIANCO BR. 69, rifiniti perimetralmente con bordo melaminico mm 0,4 in tinta con la superficie.

**Ripiani** realizzati con pannelli di particelle legno sp. mm 25 nobilitato in melaminico, disponibile nei colori : ANTRACITE 55 e BIANCO BR. 69, rifiniti perimetralmente con bordo ABS mm 2 in tinta con la superficie. Sono dotati di ferramenta a scomparsa, posizionabili in altezza con

passo di 32mm.

**Le ante** sono realizzate con pannelli di fibre di legno MDF sp. mm 18 con il lato interno nobilitato e le parti a vista sono rivestite in 3d-foil nei colori: OLMO GREY 12, FRASSINO BROWN 52, NOCE BALI 30, TEAK SAMOA 67, BIANCO BR. 69.

Le ante non presentano maniglia in quanto sono dotate di sistema premi-apri. Tutte le cerniere sono del tipo con ala e scatola metallica con 3 campi di regolazione.

**Elemento-libreria** reversibile realizzato con sistema folding in MDF di spessore mm.18 rivestito in 3d-foil nei colori: LAVA 14, OLMO GREY 12, FRASSINO BROWN 52, NOCE BALI 30, TEAK SAMOA 67, BIANCO BR. 69.

Disponibile nelle dimensioni : L.45/90 x p.46,3 x H.45. Accessoriabile con ripiano in vetro temperato trasparente sp. mm 8.

**Base, top e fianchi finali** realizzati con pannelli di fibre di legno sp. mm 18 con parti a vista rivestite in 3d-foil nei colori: LAVA 14, OLMO GREY 12, FRASSINO BROWN 52, NOCE BALI 30, TEAK SAMOA 67, BIANCO BR. 69.

La base e' dotata di piedini regolabili in altezza, in nylon nero, con campo di regolazione di mm 15.

Il top di finitura è sagomato su 3 lati con Modanatura perimetrale decorativa a T da mm 6 colore INOX GREY incassato in apposita fresata .

I fianchi di finitura hanno sagoma arrotondata lungo il lato verticale anteriore.

**Pannelli posteriori di finitura (optional)** realizzati con pannelli di fibre di legno tipo MDF sp. mm 12 rivestiti in 3d-foil nei colori: OLMO GREY 12, FRASSINO BROWN 52, NOCE BALI 30, TEAK SAMOA 67, BIANCO BR. 69.

### MOBILI CONTENITORI BASSI, MEDI E ALTI

Struttura costituita da: base, cappello, fianchi e schiena (da sp. mm 18 inserita in fresata).

E' realizzata con pannelli di particelle legno sp. mm 18 nobilitati in melaminico, disponibili nei colori : ANTRACITE 55 e BIANCO BR. 69, rifiniti perimetralmente con bordo melaminico mm 0,4.

Sulla base sono inseriti piedini regolabili in altezza, in nylon nero ( 4 su mobili L.45, 5 su mobili L.90), con campo di regolazione di mm 15.

Ripiani realizzati con pannelli di particelle legno sp. mm 25 nobilitato in melaminico , disponibile nei colori : ANTRACITE 55 e BIANCO BR. 69, rifiniti perimetralmente con bordo bordo melaminico mm 0,4 in tinta con la superficie. Sono dotati di ferramenta a scomparsa, posizionabili in altezza con passo di 25mm.

I frontali e le ante sono realizzati con pannelli di fibre di legno tipo MDF sp. mm 18 con il lato interno nobilitato e le parti a vista rivestite in 3d-foil nei colori: OLMO GREY 12, FRASSINO BROWN 52, NOCE BALI 30, TEAK SAMOA 67, BIANCO BR. 69.

Le cerniere sono del tipo ad ala metallica con apertura a 110°, complete di basi, con regolazione 3D.

Le cerniere delle ante legno possono essere accessoriate con kit ammortizzatori, optional.

Le ante vetro sono con telaio in alluminio INOX GREY e profilo maniglia verticale integrato , vetro satinato oppure retro-laccato colore TORTORA 72 sp. mm 4, con serratura.

Tutte le ante con serratura hanno il cilindro estraibile e sono fornite con doppia chiave pieghevole anti-infortunistica.

Le maniglie sono realizzate in metallo presso-fuso INOX GREY.

**Le composizioni dei mobili sono da completare sempre con top+fianchi finali (forniti a parte) .**

### TOP DI FINITURA E FIANCHI FINALI

Tops e fianchi finali realizzati con pannelli di fibre di legno tipo MDF sp. mm 18 con il lato interno nobilitato e le parti a vista rivestite in 3d-foil nei colori: LAVA 14, OLMO GREY 12, FRASSINO BROWN 52, NOCE BALI 30, TEAK SAMOA 67, BIANCO BR. 69.

Il top è sagomato sul perimetro con Modanatura a T da mm 6 colore INOX GREY incassato in apposita fresata.

I fianchi finali hanno sagoma arrotondata lungo il lato verticale anteriore.

### IMBALLO

Tutti i componenti sono forniti smontati ed imballati con involucro pieghevole in cartone triplo, listelli di protezione perimetrale e per i riempimenti ove occorre. Gli angoli sono protetti , ove occorre, con parasigoli anti-urto. La chiusura dell'imballo avviene mediante nastro adesivo e reggetta in nylon termosaldato.

Le cassette sono fornite montate, protette sui lati con angolari in polistirolo ed imballate con foglia di polietilene termoretraibile.

| CARATTERISTICHE FISICO-MECCANICHE DEI PANNELLI DI PARTICELLE DI LEGNO DI SPESSORE mm 18 NOBILITATI IN MELAMINICO: |                                      |                           |
|---|--------------------------------------|---------------------------|
| DESCRIZIONE   | VALORE MINIMO                        | NORMA DI RIFERIMENTO      |
| Massa volumica  | 650 Kg / m <sup>3</sup> ± 10%        | UNI EN 323 :1994          |
| Umidità relativa  | 5 - 13%                              | UNI EN 322 :1994          |
| Tolleranza spessore   | ± 0,3 mm                             | UNI EN 324-1/1994         |
| Rigonfiamento a 24 ore  | 15%                                  | UNI EN 317 :1994          |
| Distacco strati esterni   | 0,8 Mpa                              | UNI EN 311 :2003          |
| Flessione statica   | 16 Mpa                               | UNI EN 310 :1994          |
| Modulo di elasticità  | 1600 Mpa                             | UNI EN 310 :1994          |
| Estrazione viti sui bordi   | > 400 N                              | UNI EN 320 :1994          |
| Contenuto di formaldeide  | ≤ a 3,5 mg H2CO (m <sup>2</sup> x h) | UNI EN ISO 12460 - 3:2015 |

Emesso da Ufficio Tecnico LAS MOBILI

Data ultima revisione:

GENNAIO 2020

## TECHNICAL DESCRIPTION

### DESKS AND MEETING TABLES WITH METAL FRAME

Composed of tops (wood or glass) with metal structure.

The wooden tops are made of MDF panels 25 mm thick with shaped edges. The visible part is coated with 3d-foil while the bottom is covered with melamine.

Available in the following colours: ELM GREY 12, BROWN ASH 52, BALI WALNUT 30, SAMOA TEAK 67, BR. WHITE 69.

Perimetral decorative molding T of 6 mm in GREY INOX built-in in a special milling. Meeting table tops are equipped with an integral top-access with flip-flop opening in the same colour as the surface. The cable channel under the top is made of metal sheet 1 mm thick, painted with epoxy powders.

The glass tops are 12 mm thick, tempered and rear-lacquered with a shiny rimmed perimeter edge. They can only be used in combination with metal structure, to which they are anchored by Inox steel supports. The glass tops are available in GREY BEIGE 72.

The metal structure is made of frame composed of metal tubular with rectangular section 50x25, 1.5 mm thick, treated with stainless steel coloured with epoxy powder paints.

The legs are made of extruded aluminium GREY INOX coloured. They are equipped with a compartment with vertical cable guides that can be inspected by a removable cover, they have a structural steel core 3 mm thick shaped and perforated for fixing the frames and the levelling feet.

The decorations consist of vertical profiles MDF shaped, covered with 3d-foil, in the following colours: LAVA 14, ELM GREY 12, BROWN ASH 52, BALI WALNUT 30, BR. WHITE 69. Finishing taps in printed abs GREY INOX.

The desks with metal structure can be fitted with modesty panel (optional) made of fibreboard panels type MDF 18 mm thick coated in 3d-foil, colours: LAVA 14, ELM GREY 12, BROWN ASH 52, BALI WALNUT 30, SAMOA TEAK 67, BR. WHITE 69.

### CIRCULAR MEETING TABLE WITH COLUMN BASE

Consisting of: top and base metal.

The wooden top is made of MDF 25 mm thick with shaped edges. The visible part is coated with 3d-foil while the bottom is covered with melamine.

Available colours: ELM GREY 12, BROWN ASH 52, BALI WALNUT 30, SAMOA TEAK 67, BR. WHITE 69.

Perimetral decorative molding T of 6 mm in GREY INOX built-in in a special milling.

Metal base powder coated GREY INOX, consisting of: circular base Ø590mm, vertical tube and upper cross.

The vertical tube has a tapered section with Ø128mm base and top Ø 89mm.

The cross is made of metal sheet 4 mm thick with slots for under-top fixing.

### SERVICE UNIT WITH FEET (UNDERBENCH OR FREESTANDING)

The internal structure is made using 18 mm thick chipboard panels, melamine faced in ANTHRACITE 55 or BR. WHITE 69. The perimeters are finished with a 0.4 mm thick melamine edge in the same colour as the surface.

Back panel and sliding doors are made in 18 mm thick MDF fibreboard panels, with melamine faced inner side and visible parts coated in 3d-foil in the following colours: GREY ELM 12, BROWN ASH 52, BALI WALNUT 30, SAMOA TEAK 67, BR. WHITE 69.

The sliding doors are fitted with a soft-close mechanism.

Tops and final sides are made in 18 mm thick MDF fibreboard panels, with melamine faced inner side and visible parts coated in 3d-foil in the following colours: LAVA 14, GREY ELM 12, BROWN ASH 52, BALI WALNUT 30, SAMOA TEAK 67, BR. WHITE 69.

The side panels have rounded edges along the front and rear vertical sides.

The top is shaped along the entire perimeter with a 6 mm perimetral decorative molding T in GREY INOX, built-in in a special milling. The structure is supported by 5 height-adjustable nylon feet.

Handles are made in die-cast metal in GREY INOX.

### PEDESTAL AND SERVICE UNITS ON WHEELS

The internal structure is made using 18 mm thick chipboard panels, melamine faced in ANTHRACITE 55 or BR. WHITE 69. The perimeters are finished with a 0.4 mm thick melamine edge in the same colour as the surface.

Back and front panels are made in 18 mm thick MDF fibreboard panels, with melamine faced inner side and visible parts coated in 3d-foil in the following colours: GREY ELM 12, BROWN ASH 52, BALI WALNUT 30, SAMOA TEAK 67, BR. WHITE 69.

Tops and final sides made in 18 mm thick MDF fibreboard panels, with melamine faced inner side and visible parts coated in 3d-foil in the following colours: LAVA 14, GREY ELM 12, BROWN ASH 52, BALI WALNUT 30, SAMOA TEAK 67, BR. WHITE 69.

The side panels have rounded edges along the front and rear vertical sides.

The top is shaped along the entire perimeter with a 6 mm perimetral decorative molding T in GREY INOX, built-in in a special milling.

The inner structure of the drawers consists in fibre sides and bottom coated in black PVC, running along metal guides with nylon bearings, fitted with a drawer stop for opening and self-closing mechanism.

Pedestal and service units are fitted with locks with centralised closure.

The structure rests on swivel wheels made in nylon.

Handles are made in die-cast metal in GREY INOX.

### MONOLITHIC FURNITURE

Composed of the following elements:

>> cubes with doors,

>> reversible bookshelf element,

>> set with levelling base, upper top and side finish

>> rear panel finishes (optional).

The structures of the cubes are made using 18 mm thick chipboard panels, melamine faced and available in the colours: ANTHRACITE 55 and BR. WHITE 69. The perimeters are finished with a 0.4 mm thick melamine edge in the same colour as the surface.

Shelves are made using 25 mm thick chipboard panels, melamine faced and available in the colours: ANTHRACITE 55 and BR. WHITE 69, perimeters finished with ABS edge, 2 mm thick in the same colour as the surface. Fitted with disappearing hardware, positionable at height at intervals of 32mm.

Doors made in 18 mm thick MDF fibreboard panels, with melamine faced inner side and visible parts coated in 3d-foil in the following colours:

GREY ELM 12, BROWN ASH 52, BALI WALNUT 30, SAMOA TEAK 67, BR. WHITE 69.

The doors do not have a handle insofar as they are fitted with a push release mechanism. All hinges are the type with wing and plate, with 3 regulation ranges.

Reversible bookshelf element, made with folding system in 18 mm thick MDF, coated in 3d-foil in the following colours: LAVA 14, GREY ELM 12, BROWN ASH 52, BALI WALNUT 30, SAMOA TEAK 67, BR. WHITE 69.

Available in the following sizes: Wd.45/90 x Dpt.46,3 x Ht.45. Can be accessorised with clear tempered glass shelf, thickness 8 mm.

Base, top and final sides made in 18 mm thick fibreboard panels, with visible parts coated in 3d-foil in the following colours: LAVA 14, GREY ELM 12, BROWN ASH 52, BALI WALNUT 30, SAMOA TEAK 67, BR. WHITE 69.

The base is fitted with black nylon height-adjustable feet with regulation range of 15 mm.

The top finish is shaped along 3 sides with a 6 mm. perimetral decorative molding T in GREY INOX, built-in in a special milling.

The side finishes have a rounded edge along the front vertical side.

Rear panel finishes (optional) made in 12 mm thick MDF fibreboard panels, coated in 3d-foil in the following colours: GREY ELM 12, BROWN ASH 52, BALI WALNUT 30, SAMOA TEAK 67, BR. WHITE 69.

### LOW, MEDIUM AND HIGH STORAGE CABINETS

Structure consisting in: base, top, sides and back panel (thickness 18 mm inserted by milling).

It is made using 18 mm thick chipboard panels, melamine faced and available in the colours: ANTHRACITE 55 and BR. WHITE 69, perimeters finished with 0.4 mm melamine edge.

The base is fitted with black nylon height-adjustable feet (4 on version with width 45, 5 on version with width 90), with regulation range of 15 mm.

Shelves are made using 25 mm thick chipboard panels, melamine faced and available in the colours: ANTHRACITE 55 and BR. WHITE 69, perimeters finished with melamine edge, 0,4 mm thick in the same colour as the surface. Fitted with disappearing hardware, positionable at height at intervals of 32mm.

Front panels and doors are made in 18 mm thick MDF fibreboard panels, with melamine faced inner side and visible parts coated in 3d-foil in the following colours: GREY ELM 12, BROWN ASH 52, BALI WALNUT 30, SAMOA TEAK 67, BR. WHITE 69.

Hinges are the metal wing type with 110° opening, complete with bases, with 3D regulation.

The wooden door hinges can be accessorised with soft-close kits, optional.

The glass doors are with an GREY INOX aluminium frame and an integrated vertical profile handle, with satin-finished or rear-lacquered glass, in GREY BEIGE 72, thickness 4 mm with lock.

All doors with lock have an extractable cylinder and are supplied with two anti-accident flip keys.

Handles are made in die-cast metal in GREY INOX.

Furniture compositions are always to be completed with top+final sides (supplied separately).

### TOP FINISHES AND FINAL SIDES PANELS

Tops and final sides are made in 18 mm thick MDF fibreboard panels, with melamine faced inner side and visible parts coated in 3d-foil in the following colours: LAVA 14, GREY ELM 12, BROWN ASH 52, BALI WALNUT 30, SAMOA TEAK 67, BR. WHITE 69.

The top is shaped along the perimeter with a 6 mm. perimetral decorative molding T in GREY INOX, built-in in a special milling.

The side finishes have a rounded edge along the front vertical side.

### PACKAGING

All the components are disassembled and packed when supplied, and have paper triple type folding packaging, fillets for the perimetral protection and for the fillings up, where needed. The corners are protected, where needed, through shock resistant edges protector. The packing closure occurs through sticky tape and welded nylon strap. Pedestals are assembled, when supplied, protected through polystyrene angle bars on the sides and packed using thermo-retractable polyethylene leave when provided.

| PHYSICAL-MECHANICAL CHARACTERISTICS OF 18 MM THICK PARTICLEBOARD PANELS, MELAMINE-FACED: |   |                           |
|--|---|---------------------------|
| DESCRIPTION  | MINIMUM VALUE                                     | STANDARD NUMBERS          |
| Volume Mass  | 650 Kg / m <sup>3</sup> ± 10%                     | UNI EN 323 :1994          |
| Relative Humidity  | 5 - 13%   | UNI EN 322 :1994          |
| Thickness Allowance  | ± 0,3 mm  | UNI EN 324-1/1994         |
| 24 hour Swelling   | 15%   | UNI EN 317 :1994          |
| External Surfaces Detachment   | 0,8 Mpa   | UNI EN 311 :2003          |
| Static Flexure   | 16 Mpa  | UNI EN 310 :1994          |
| Elastic Modulus  | 1600 Mpa  | UNI EN 310 :1994          |
| Edge Screws Extraction   | > 400 N   | UNI EN 320 :1994          |
| Formaldehyde Content   | ≤ a 3,5 mg H <sub>2</sub> CO (m <sup>2</sup> x h) | UNI EN ISO 12460 - 3:2015 |

Released by the Technical Office of LAS  
MOBILI

last revision date:  
JANUARY 2020

\* = INDICARE IL CODICE FINITURA  
 = complete with finish code

| CODICE<br>code | DESCRIZIONE<br>description   | PAG.<br>page | PR1<br>€   | PR2<br>€ |
|----------------|--|--------------|------------|----------|
| 114 354 *      | KIT 1 AMMORTIZZATORE PER ANTE LEGNO<br>kit 1 damper for soft-close wooden doors  | 19           | € 8,00     | -        |
| 114 355 *      | KIT 2 AMMORTIZZATORI PER ANTE LEGNO<br>kit 2 dampers for soft-close wooden doors   | 19           | € 12,00    | -        |
| 114 356 *      | KIT 3 AMMORTIZZATORI PER ANTE LEGNO<br>kit 3 dampers for soft-close wooden doors   | 19           | € 16,00    | -        |
| <hr/>          |  |              |            |          |
| 158 210 *      | MOBILE BASSO A GIORNO L.45<br>open low cabinet w 45 cms  | 13           | € 94,00    | -        |
| 158 221 *      | MOBILE BASSO A GIORNO L.90<br>open low cabinet w 90 cms  | 13           | € 135,00   | -        |
| 158 226 *      | MOBILE MEDIO A GIORNO L.45<br>open medium cabinet w 45 cms   | 14           | € 165,00   | -        |
| 158 227 *      | MOBILE MEDIO A GIORNO L.90<br>open medium cabinet w 90 cms   | 14           | € 244,00   | -        |
| 158 228 *      | MOBILE ALTO A GIORNO L.45<br>open high cabinet w 45 cms  | 15           | € 199,00   | -        |
| 158 229 *      | MOBILE ALTO A GIORNO L.90<br>open high cabinet w 90 cms  | 16           | € 290,00   | -        |
| 158 421 *      | SCRIVANIA DIREZIONALE L.180<br>executive desk w 180 cms  | 5            | € 833,00   | -        |
| 158 422 *      | SCRIVANIA DIREZIONALE L.200<br>executive desk w 200 cms  | 5            | € 873,00   | -        |
| 158 423 *      | SCRIVANIA DIREZIONALE L.218<br>executive desk w 218 cms  | 5            | € 906,00   | -        |
| 158 424 *      | SCRIVANIA DIREZIONALE L.180 CON 1 DISTANZIALE DX O SX<br>executive desk w 180 cms with 1 right or left short leg                         | 5            | € 779,00   | -        |
| 158 425 *      | SCRIVANIA DIREZIONALE L.200 CON 1 DISTANZIALE DX O SX<br>executive desk w 200 cms with 1 right or left short leg                         | 5            | € 819,00   | -        |
| 158 426 *      | SCRIVANIA DIREZIONALE L.218 CON 1 DISTANZIALE DX O SX<br>executive desk w 218 cms with 1 right or left short leg                         | 5            | € 852,00   | -        |
| 158 427 *      | SCRIVANIA DIREZIONALE L.180 CON ALLUNGO DX O SX L.100<br>executive desk w 180 cms with right or left extension w 100 cms                 | 5            | € 1.163,00 | -        |
| 158 428 *      | SCRIVANIA DIREZIONALE L.200 CON ALLUNGO DX O SX L.100<br>executive desk w 200 cms with right or left extension w 100 cms                 | 5            | € 1.203,00 | -        |
| 158 429 *      | SCRIVANIA DIREZIONALE L.218 CON ALLUNGO DX O SX L.100<br>executive desk w 218 cms with right or left extension w 100 cms                 | 5            | € 1.236,00 | -        |
| 158 430 *      | SCRIVANIA DIREZIONALE L.180 CON ALLUNGO DX O SX L.120<br>executive desk w 180 cms with right or left extension w 120 cms                 | 5            | € 1.192,00 | -        |
| 158 431 *      | SCRIVANIA DIREZIONALE L.200 CON ALLUNGO DX O SX L.120<br>executive desk w 200 cms with right or left extension w 120 cms                 | 5            | € 1.232,00 | -        |
| 158 432 *      | SCRIVANIA DIREZIONALE L.218 CON ALLUNGO DX O SX L.120<br>executive desk w 218 cms with right or left extension w 120 cms                 | 5            | € 1.265,00 | -        |
| 158 434 *      | PENISOLA FRONTALE PER SCRIVANIE<br>front terminal for executive desks  | 5            | € 563,00   | -        |
| 158 440 *      | SCRIVANIA DIREZIONALE SAGOMATA L.180<br>shaped executive desk w 180 cms  | 6            | € 852,00   | -        |
| 158 441 *      | SCRIVANIA DIREZIONALE SAGOMATA L.200<br>shaped executive desk w 200 cms  | 6            | € 895,00   | -        |
| 158 442 *      | SCRIVANIA DIREZIONALE SAGOMATA L.218<br>shaped executive desk w 218 cms  | 6            | € 932,00   | -        |
| 158 443 *      | SCRIVANIA DIREZIONALE SAGOMATA L.180 CON 1 DISTANZIALE DX O SX<br>shaped executive desk w 180 cms with 1 right or left short leg         | 6            | € 798,00   | -        |
| 158 444 *      | SCRIVANIA DIREZIONALE SAGOMATA L.200 CON 1 DISTANZIALE DX O SX<br>shaped executive desk w 200 cms with 1 right or left short leg         | 6            | € 841,00   | -        |
| 158 445 *      | SCRIVANIA DIREZIONALE SAGOMATA L.218 CON 1 DISTANZIALE DX O SX<br>shaped executive desk w 218 cms with 1 right or left short leg         | 6            | € 878,00   | -        |
| 158 446 *      | SCRIVANIA DIREZIONALE SAGOMATA L.180 CON ALLUNGO DX O SX L.100<br>shaped executive desk w 180 cms with right or left extension w 100 cms | 6            | € 1.182,00 | -        |
| 158 447 *      | SCRIVANIA DIREZIONALE SAGOMATA L.200 CON ALLUNGO DX O SX L.100<br>shaped executive desk w 200 cms with right or left extension w 100 cms | 6            | € 1.225,00 | -        |
| 158 448 *      | SCRIVANIA DIREZIONALE SAGOMATA L.218 CON ALLUNGO DX O SX L.100<br>shaped executive desk w 218 cms with right or left extension w 100 cms | 6            | € 1.262,00 | -        |
| 158 449 *      | SCRIVANIA DIREZIONALE SAGOMATA L.180 CON ALLUNGO DX O SX L.120<br>shaped executive desk w 180 cms with right or left extension w 120 cms | 6            | € 1.211,00 | -        |



\* = INDICARE IL CODICE FINITURA  
= complete with finish code

| CODICE code | DESCRIZIONE description   | PAG. page | PR1 €      | PR2 € |
|-------------|---|-----------|------------|-------|
| 158 450 *   | SCRIVANIA DIREZIONALE SAGOMATA L.200 CON ALLUNGO DX O SX L.120<br>shaped executive desk w 200 cms with right or left extension w 120 cms        | 6         | € 1.254,00 | -     |
| 158 451 *   | SCRIVANIA DIREZIONALE SAGOMATA L.218 CON ALLUNGO DX O SX L.120<br>shaped executive desk w 218 cms with right or left extension w 120 cms        | 6         | € 1.291,00 | -     |
| 158 460 *   | SCRIVANIA DIREZIONALE VETRO L.180<br>glass executive desk w 180 cms   | 7         | € 1.207,00 | -     |
| 158 461 *   | SCRIVANIA DIREZIONALE VETRO L.200<br>glass executive desk w 200 cms   | 7         | € 1.255,00 | -     |
| 158 462 *   | SCRIVANIA DIREZIONALE VETRO L.218<br>glass executive desk w 218 cms   | 7         | € 1.387,00 | -     |
| 158 463 *   | SCRIVANIA DIREZIONALE VETRO L.180 CON 1 DISTANZIALE DX O SX<br>glass executive desk w 180 cms with 1 right or left short leg                    | 7         | € 1.153,00 | -     |
| 158 464 *   | SCRIVANIA DIREZIONALE VETRO L.200 CON 1 DISTANZIALE DX O SX<br>glass executive desk w 200 cms with 1 right or left short leg                    | 7         | € 1.201,00 | -     |
| 158 465 *   | SCRIVANIA DIREZIONALE VETRO L.218 CON 1 DISTANZIALE DX O SX<br>glass executive desk w 218 cms with 1 right or left short leg                    | 7         | € 1.333,00 | -     |
| 158 466 *   | SCRIVANIA DIREZIONALE VETRO L.180 CON ALLUNGO DX O SX L.120<br>glass executive desk w 180 cms with right or left extension w 120 cms            | 7         | € 1.761,00 | -     |
| 158 467 *   | SCRIVANIA DIREZIONALE VETRO L.200 CON ALLUNGO DX O SX L.120<br>glass executive desk w 200 cms with right or left extension w 120 cms            | 7         | € 1.809,00 | -     |
| 158 468 *   | SCRIVANIA DIREZIONALE VETRO L.218 CON ALLUNGO DX O SX L.120<br>glass executive desk w 218 cms with right or left extension w 120 cms            | 7         | € 1.941,00 | -     |
| 158 502 *   | TAVOLO RIUNIONE L.200 x p.120 (CON TOP ACCESS)<br>meeting table w 200 x d 120 cms (with top access)   | 8         | € 1.048,00 | -     |
| 158 503 *   | TAVOLO RIUNIONE L.260 x p.120 (CON TOP ACCESS)<br>meeting table w 260 x d 120 cms (with top access)   | 8         | € 1.165,00 | -     |
| 158 504 *   | TAVOLO RIUNIONE L.200 x p.120 (SENZA TOP ACCESS)<br>meeting table w 200 x d 120 cms (without top access)  | 8         | € 942,00   | -     |
| 158 506 *   | TAVOLO RIUNIONE L.260 x p.120 (SENZA TOP ACCESS)<br>meeting table w 260 x d 120 cms (without top access)  | 8         | € 1.055,00 | -     |
| 158 510 *   | TAVOLO RIUNIONE CIRCOLARE Ø 120<br>round meeting table Ø 120 cms  | 8         | € 595,00   | -     |
| 158 523     | MOBILE DI SERVIZIO L.140,3 CON 2 ANTE SCORREVOLI (CON CHIUSURA AMMORTIZZATA)<br>service unit w 140,3 cms with 2 sliding doors (with soft-close) | 9         | € 770,00   | -     |
| 158 524 *   | CASSETTIERA 3 CASSETTI SU RUOTE + SERR. (CON CHIUSURA AMMORTIZZATA)<br>3 drawer pedestal on wheels + lock (with soft-close)                     | 9         | € 422,00   | -     |
| 158 525 *   | CASSETTIERA -CLASSIFICATORE SU RUOTE + SERR. (CON CHIUSURA AMMORTIZZATA)<br>File-pedestal on wheels + lock (with soft-close)                    | 9         | € 443,00   | -     |
| 158 526 *   | MOBILE DI SERVIZIO L.73,7 SU RUOTE + SERR. (CON CHIUSURA AMMORTIZZATA)<br>service unit w 73,7 cms on wheels + lock (with soft-close)            | 9         | € 550,00   | -     |
| 158 527 *   | MOBILE DI SERVIZIO L.93,7 SU RUOTE + SERR. (CON CHIUSURA AMMORTIZZATA)<br>service unit w 93,7 cms on wheels + lock (with soft-close)            | 9         | € 595,00   | -     |
| 158 528 *   | MOBILE DI SERVIZIO L.124,6 SU RUOTE + SERR. (CON CHIUSURA AMMORTIZZATA)<br>service unit w 124,6 cms on wheels + lock (with soft-close)          | 9         | € 653,00   | -     |
| 158 535 *   | SCHIENA PER SCRIVANIE L.180<br>modesty panel for executive desks w 180 cms  | 7         | € 61,00    | -     |
| 158 536 *   | SCHIENA PER SCRIVANIE L.200<br>modesty panel for executive desks w 200 cms  | 7         | € 68,00    | -     |
| 158 537 *   | SCHIENA PER SCRIVANIE L.218<br>modesty panel for executive desks w 218 cms  | 7         | € 74,00    | -     |
| 158 538 *   | VASCHETTA, PRESE ELETTRICHE E CAVO DI ALIMENTAZIONE L.290<br>cable tray, set of sockets and power cable w 290 cms                               | 7         | € 234,00   | -     |
| 158 601 *   | BASE+TOP L.138,6 PER MONOLITICI<br>base+top w 138,6 cms for monolith cabinets   | 10        | € 184,00   | -     |
| 158 602 *   | BASE+TOP L.183,6 PER MONOLITICI<br>base+top w 183,6 cms for monolith cabinets   | 10        | € 244,00   | -     |
| 158 606 *   | COPPIA FIANCHI FINALI PER MONOLITICI H.90<br>set of 2 final side panels for monolith cabinets h. 90 cms   | 10        | € 118,00   | -     |
| 158 607 *   | COPPIA FIANCHI FINALI PER MONOLITICI H.135<br>set of 2 final side panels for monolith cabinets h. 135 cms                                       | 10        | € 176,00   | -     |
| 158 608 *   | COPPIA FIANCHI FINALI PER MONOLITICI H.180<br>set of 2 final side panels for monolith cabinets h. 180 cms                                       | 10        | € 223,00   | -     |
| 158 614 *   | MOBILE MONOLITICO L.180 X H.90<br>monolith cabinet w 180 x h 90 cms   | 10        | € 621,00   | -     |
| 158 615 *   | MOBILE MONOLITICO L.135 X H.135<br>monolith cabinet w 135 x h 135 cms   | 10        | € 872,00   | -     |

\* = INDICARE IL CODICE FINITURA  
= complete with finish code

| CODICE<br>code | DESCRIZIONE<br>description  | PAG.<br>page | PR1<br>€   | PR2<br>€ |
|----------------|---|--------------|------------|----------|
| 158 616 *      | MOBILE MONOLITICO L.180 X H.135<br>monolith cabinet w 180 x h 135 cms   | 10           | € 1.024,00 | -        |
| 158 617 *      | MOBILE MONOLITICO L.135 X H.180<br>monolith cabinet w 135 x h 180 cms   | 11           | € 1.090,00 | -        |
| 158 618 *      | MOBILE MONOLITICO L.180 X H.180<br>monolith cabinet w 180 x h 180 cms   | 11           | € 1.427,00 | -        |
| 158 619 *      | MOBILE MONOLITICO L.180 X H.180<br>monolith cabinet w 180 x h 180 cms   | 11           | € 1.242,00 | -        |
| 158 620 *      | MOBILE MONOLITICO L.180 X H.180<br>monolith cabinet w 180 x h 180 cms   | 11           | € 1.526,00 | -        |
| 158 631 *      | 1 ELEMENTO LIBRERIA L.45<br>1 bookcase element w 45   | 12           | € 238,00   | -        |
| 158 632 *      | 1 ELEMENTO LIBRERIA L.90<br>1 bookcase element w 90   | 12           | € 473,00   | -        |
| 158 641 *      | 1 RIPIANO VETRO L.45<br>1 glass shelf w 45  | 12           | € 20,00    | -        |
| 158 642 *      | 1 RIPIANO VETRO L.90<br>1 glass shelf w 90  | 12           | € 38,00    | -        |
| 158 651 *      | 2 PANNELLI DI FINITURA POSTERIORI L.180 X H.90 PER MONOLITICI<br>2 back panels w 180 x h 90 cms for monolith cabinets   | 12           | € 239,00   | -        |
| 158 652 *      | 3 PANNELLI DI FINITURA POSTERIORI L.135 X H.135 PER MONOLITICI<br>3 back panels w 135 x h 135 cms for monolith cabinets   | 12           | € 277,00   | -        |
| 158 653 *      | 3 PANNELLI DI FINITURA POSTERIORI L.180 X H.135 PER MONOLITICI<br>3 back panels w 180 x h 135 cms for monolith cabinets   | 12           | € 353,00   | -        |
| 158 654 *      | 4 PANNELLI DI FINITURA POSTERIORI L.135 X H.180 PER MONOLITICI<br>4 back panels w 135 x h 180 cms for monolith cabinets   | 12           | € 376,00   | -        |
| 158 655 *      | 4 PANNELLI DI FINITURA POSTERIORI L.180 X H.180 PER MONOLITICI<br>4 back panels w 180 x h 180 cms for monolith cabinets   | 12           | € 478,00   | -        |
| 158 701 *      | MOBILE BASSO L.45 CON 1 ANTA LEGNO DX + SERR.<br>low cabinet w 45 cms with 1 right wooden door + lock   | 13           | € 169,00   | -        |
| 158 702 *      | MOBILE BASSO L.45 CON 1 ANTA LEGNO SX + SERR.<br>low cabinet w 45 cms with 1 left wooden door + lock  | 13           | € 169,00   | -        |
| 158 703 *      | MOBILE BASSO L.45 CON 1 ANTA LEGNO DX + SERR.+FRIGORIFERO DA LT.38COMPLETO DI<br>GRIGLIA DI AERAZIONE<br>low cabinet w 45 cms with 1 right wooden door + lock+refrigerator 38 liters with airing grid | 13           | € 981,00   | -        |
| 158 704 *      | MOBILE BASSO L.45 CON 4 CASSETTI (CON CHIUSURA AMMORTIZZATA)<br>low cabinet w 45 cms with 4 drawers (with soft-close)   | 13           | € 334,00   | -        |
| 158 706 *      | MOBILE BASSO L.90 CON 2 ANTE LEGNO + SERR.<br>low cabinet w 90 cms with 2 wooden doors + lock   | 13           | € 265,00   | -        |
| 158 710 *      | MOBILE MEDIO L.45 CON 1 ANTA LEGNO DX + SERR.<br>Medium cabinet w 45 cms with 1 right wooden door + lock  | 14           | € 272,00   | -        |
| 158 711 *      | MOBILE MEDIO L.45 CON 1 ANTA LEGNO SX + SERR.<br>Medium cabinet w 45 cms with 1 left wooden door + lock   | 14           | € 272,00   | -        |
| 158 712 *      | MOBILE MEDIO L.90 CON 2 ANTE LEGNO + SERR.<br>Medium cabinet w 90 cms with 2 wooden doors + lock  | 14           | € 445,00   | -        |
| 158 721 *      | MOBILE ALTO L.45 CON 1 ANTA LEGNO DX + SERR.<br>high cabinet w 45 cms with 1 right wooden door + lock   | 15           | € 362,00   | -        |
| 158 722 *      | MOBILE ALTO L.45 CON 1 ANTA LEGNO SX + SERR.<br>high cabinet w 45 cms with 1 left wooden door + lock  | 15           | € 362,00   | -        |
| 158 723 *      | MOBILE ALTO L.45 CON 2 ANTE LEGNO DX + SERR.<br>high cabinet w 45 cms with 2 right wooden doors + lock  | 15           | € 373,00   | -        |
| 158 724 *      | MOBILE ALTO L.45 CON 2 ANTE LEGNO SX + SERR.<br>high cabinet w 45 cms with 2 left wooden doors + lock   | 15           | € 373,00   | -        |
| 158 734 *      | MOBILE MEDIO L.45 CON 1 ANTA VETRO DX + SERR.<br>Medium cabinet w 45 cms with 1 right glass door + lock   | 14           | € 323,00   | € 348,00 |
| 158 735 *      | MOBILE MEDIO L.45 CON 1 ANTA VETRO SX + SERR.<br>Medium cabinet w 45 cms with 1 left glass door + lock  | 14           | € 323,00   | € 348,00 |
| 158 740 *      | MOBILE MEDIO L.90 CON 2 ANTE VETRO + SERR.<br>Medium cabinet w 90 cms with 2 glass doors + lock   | 14           | € 552,00   | € 601,00 |
| 158 741 *      | MOBILE ALTO L.45 CON 1 ANTA LEGNO DX E 1 ANTA VETRO DX + SERR.<br>high cabinet w 45 cms with 1 right wooden door and 1 right glass door+ locks  | 15           | € 404,00   | € 421,00 |
| 158 742 *      | MOBILE ALTO L.45 CON 1 ANTA LEGNO SX E 1 ANTA VETRO SX + SERR.<br>high cabinet w 45 cms with 1 left wooden door and 1 left glass door+ locks  | 15           | € 404,00   | € 421,00 |
| 158 743 *      | MOBILE ALTO L.45 CON 1 ANTA VETRO DX + SERR.<br>high cabinet w 45 cms with 1 right glass door + lock  | 15           | € 373,00   | € 404,00 |
| 158 744 *      | MOBILE ALTO L.45 CON 1 ANTA VETRO SX + SERR.<br>high cabinet w 45 cms with 1 left glass door + lock   | 15           | € 373,00   | € 404,00 |

\* = INDICARE IL CODICE FINITURA  
= complete with finish code

| CODICE<br>code | DESCRIZIONE<br>description  | PAG.<br>page | PR1<br>€ | PR2<br>€ |
|----------------|---|--------------|----------|----------|
| 158 745 *      | MOBILE ALTO L.90 CON 2 ANTE LEGNO + SERR.<br>high cabinet w 90 cms with 2 wooden doors + lock                                   | 16           | € 587,00 | -        |
| 158 746 *      | MOBILE ALTO L.90 CON 4 ANTE LEGNO + SERR.<br>high cabinet w 90 cms with 4 wooden doors + locks                                  | 16           | € 600,00 | -        |
| 158 747 *      | MOBILE ALTO L.90 CON 4 ANTE LEGNO + SERR. E VANO A GIORNO<br>high cabinet w 90 cms with 4 wooden doors + locks and open space   | 16           | € 565,00 | -        |
| 158 748 *      | MOBILE ALTO PORTA-ABITI L.90 CON SERRATURA<br>high cabinet with wardrobe w 90 cms with lock                                     | 16           | € 567,00 | -        |
| 158 749 *      | MOBILE ALTO L.90 CON 2 ANTE LEGNO E 2 ANTE VETRO + SERR.<br>high cabinet w 90 cms with 2 wooden doors and 2 glass doors + locks | 17           | € 680,00 | € 715,00 |
| 158 750 *      | MOBILE ALTO L.90 CON 2 ANTE VETRO + SERR.<br>high cabinet w 90 cms with 2 glass doors + lock                                    | 17           | € 634,00 | € 696,00 |
| 158 751 *      | RIPIANO REGISTRABILE SUPPLEMENTARE PER MOBILI L.45<br>adjustable additional shelf for cabinets w 45 cms                         | 18           | € 14,00  | -        |
| 158 752 *      | RIPIANO REGISTRABILE SUPPLEMENTARE PER MOBILI L.90<br>adjustable additional shelf for cabinets w 90 cms                         | 18           | € 22,00  | -        |
| 158 754 *      | TOP L.48,7<br>top w 48,7 cms  | 18           | € 52,00  | -        |
| 158 756 *      | TOP L.93,7<br>top w 93,7 cms  | 18           | € 94,00  | -        |
| 158 757 *      | TOP L.138,6<br>top w 138,6 cms  | 18           | € 136,00 | -        |
| 158 758 *      | TOP L.183,6<br>top w 183,6 cms  | 18           | € 164,00 | -        |
| 158 759 *      | TOP L.228,5<br>top w 228,5 cms  | 18           | € 213,00 | -        |
| 158 760 *      | TOP L.273,5<br>top w 273,5 cms  | 18           | € 251,00 | -        |
| 158 761 *      | 2 FIANCHI FINALI PER MOBILI BASSI<br>2 final side-panels for low cabinets   | 18           | € 144,00 | -        |
| 158 762 *      | 2 FIANCHI FINALI PER MOBILI MEDI<br>2 final side-panels for medium cabinets   | 18           | € 205,00 | -        |
| 158 763 *      | 2 FIANCHI FINALI PER MOBILI ALTI<br>2 final side-panels for high cabinets   | 18           | € 333,00 | -        |



# IULIO HG

Design  
STUDIO SI

Engineering  
C.S.R. LAS MOBILI

Conforme al DLGS 81/2008 (già 626/\*94)  
apply to RULE 81/2008 (626/\*94)

## IMPORTANTE / it's very important

SULL'ORDINE INDICARE SEMPRE IL CODICE COMPLETO A 9 CIFRE  
always indicate on the order the complete 9-digit code

ESEMPIO: PER ORDINARE 1 SCRIVANIA **ART.891** BIANCA INDICARE IL CODICE =  
example: to order 1 DESK **ART.891** WHITE indicate the code =

|                  |                      |   |
|------------------|----------------------|---|
| 161              | 891                  | 478                                     |
| MODELLO<br>model | ARTICOLO<br>art.cdc: | CODICE FINITURA (*)<br>finish code (**) |

DECODIFICA  
decoding



Certif. n°07-08/2019

In vigore dal:  
Valid from:  
01/01/2018

Valido fino a nuova emissione  
Valid until new emission

---

---

## SOMMARIO / summary

|  |           |
|--|-----------|
| <b>CARTELLA COLORI</b> .....                           | <b>3</b>  |
| <i>colours samples card</i>                            |           |
| <b>SCRIVANIE CON TELAIO METALLICO</b> .....            | <b>5</b>  |
| <i>desks with metal frame</i>                          |           |
| <b>TAVOLI RIUNIONE</b> .....                           | <b>5</b>  |
| <i>meeting tables</i>                                  |           |
| <b>CASSETTIERE E MOBILE DI SERVIZIO SU RUOTE</b> ..... | <b>6</b>  |
| <i>pedestals and service unit on wheels</i>            |           |
| <b>MOBILI, TOP E FIANCHI FINALI</b> .....              | <b>7</b>  |
| <i>cabinets, top and final side panels</i>             |           |
| <b>DESCRIZIONE TECNICA</b> .....                       | <b>8</b>  |
| <b>TECHNICAL DESCRIPTION</b> .....                     | <b>9</b>  |
| <b>INDICE DEI CODICI</b> .....                         | <b>10</b> |
| <i>codes index</i>                                     |           |

**CARTELLA COLORI**  
*colours samples card*

**GAMBE SCRIVANIE**  
legs of desks  
**HIGH GLOSS**



**COD. 48**   
**BIANCO HIGH GLOSS** | HIGH GLOSS WHITE



**COD. 49**   
**NERO HIGH GLOSS** | HIGH GLOSS BLACK

**SCHIENE SCRIVANIE, RIVESTIMENTO ESTERNO CASSETTIERA, TOP+ FIANCHI FINALI DEI MOBILI CONTENITORI**  
modesty panels for desks, external panels pedestal, top+final side panels of the cabinets

**NATUR MAT**



**COD. 15**   
**BIANCO NATUR MAT** | NATUR MAT WHITE




**COD. 16**   
**NERO NATUR MAT** | NATUR MAT BLACK

**PIANI SCRIVANIE E TAVOLI RIUNIONE IN VETRO - FRONTALI E ANTE IN VETRO**  
glass tops of desks and meeting tables - fronts of drawers and glass doors



**COD. 10**  
**NERO** | BLACK




**COD. 78**  
**BIANCO EXTRA** | EXTRA WHITE

**CARCASSE MOBILI**  
structure of cabinets



**COD. 55**   
**ANTRACITE** | ANTHRACITE

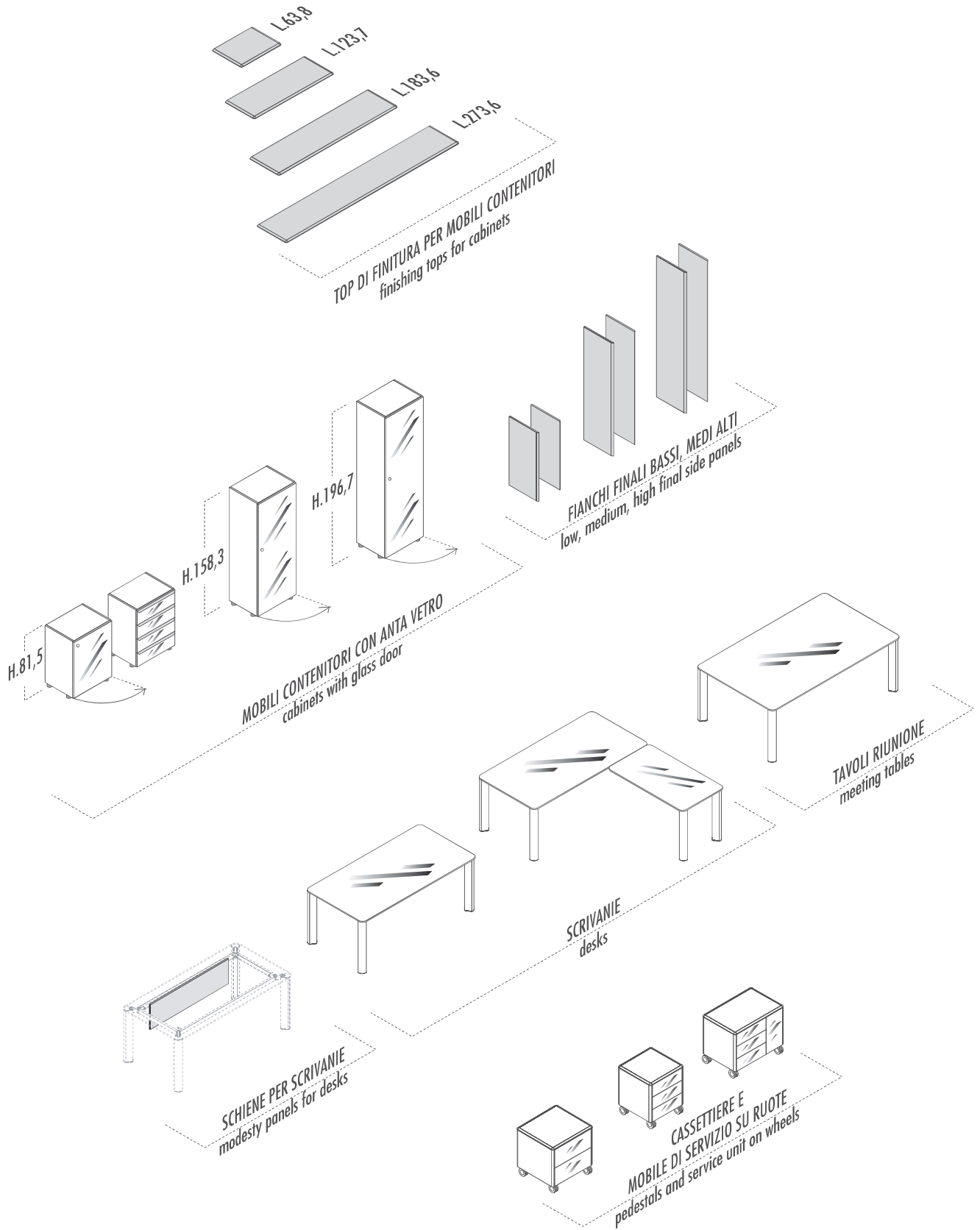


**COD. 69**   
**BIANCO BR.** | BR. WHITE

**COMPONENTI IN METALLO**  
metal components

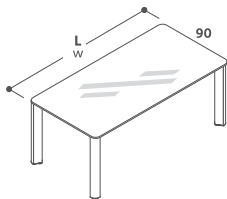


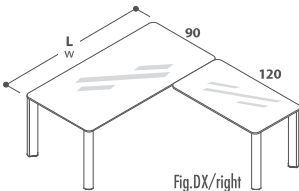
**COD. SL 01**  
**SILVER LIGHT** | SILVER LIGHT

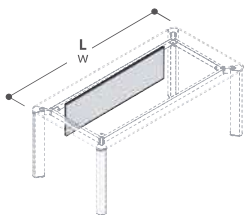




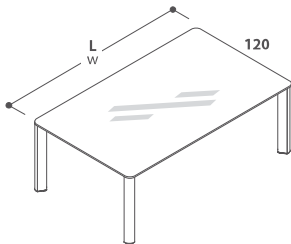
**SCRIVANIE CON TELAIO METALLICO**  
desks with metal frame

| DESCRIZIONE<br>description  | L<br>w             | CODICE<br>code  | KG    | M <sup>3</sup> | COLLI      | PREZZO<br>price | PREZZO<br>price | (*) CODICE FINITURA<br>(* finish code)   |   |   |  |  |  |     |       |       |     |      |     |      |            |       |             |
|---|--------------------|---|-------|----------------|------------|-----------------|-----------------|--|---|---|--|--|--|-----|-------|-------|-----|------|-----|------|------------|-------|-------------|
| SCRIVANIE CON PIANO IN VETRO<br>desks with glass top<br><br><br><br>L. x p.90 x H.75 | L.200              | 161 <b>891</b> (*)  | 80    | 0,317          | 7          | € 1.323,00      | € 1.501,00      | <table border="1"> <tr> <td>●</td> <td colspan="4">VETRO FLOAT TEMPERATO RETROLACCATO<br/>tempered float glass rear-lacquered</td> </tr> <tr> <td>(*)</td> <td>PIANO</td> <td>GAMBE</td> <td>top</td> <td>legs</td> </tr> <tr> <td>510</td> <td>NERO</td> <td>NERO H. G.</td> <td>black</td> <td>h. g. black</td> </tr> </table> | ● | VETRO FLOAT TEMPERATO RETROLACCATO<br>tempered float glass rear-lacquered |  |  |  | (*) | PIANO | GAMBE | top | legs | 510 | NERO | NERO H. G. | black | h. g. black |
|   | ●                  | VETRO FLOAT TEMPERATO RETROLACCATO<br>tempered float glass rear-lacquered |       |                |            |                 |                 |  |   |   |  |  |  |     |       |       |     |      |     |      |            |       |             |
|   | (*)                | PIANO   | GAMBE | top            | legs       |                 |                 |  |   |   |  |  |  |     |       |       |     |      |     |      |            |       |             |
| 510   | NERO               | NERO H. G.  | black | h. g. black    |            |                 |                 |  |   |   |  |  |  |     |       |       |     |      |     |      |            |       |             |
| L.218   | 161 <b>892</b> (*) | 85,8  | 0,323 | 7              | € 1.454,00 | € 1.637,00      |                 |  |   |   |  |  |  |     |       |       |     |      |     |      |            |       |             |
| PIANO IN VETRO TEMPERATO COPRENTE<br>tempered glass top, hiding effect  |                    |   |       |                |            |                 |                 |  |   |   |  |  |  |     |       |       |     |      |     |      |            |       |             |

|   |                    |  |             |             |            |            |            |   |   |  |  |  |  |     |       |       |     |      |     |              |              |             |             |
|---|--------------------|--|-------------|-------------|------------|------------|------------|---|---|--|--|--|--|-----|-------|-------|-----|------|-----|--------------|--------------|-------------|-------------|
| SCRIVANIE CON PIANO IN VETRO E ALLUNGO<br>DX O SX<br>desks with glass top and right or left extension<br><br><br>Fig.DX/right<br><br>L. x p.210 x H.75 | L.200              | 161 <b>894</b> (*)   | 111,4       | 0,410       | 10         | € 1.898,00 | € 2.135,00 | <table border="1"> <tr> <td>△</td> <td colspan="4">VETRO EXTRACHIARO TEMPERATO RETROLACCATO<br/>tempered extraclear glass rear-lacquered</td> </tr> <tr> <td>(*)</td> <td>PIANO</td> <td>GAMBE</td> <td>top</td> <td>legs</td> </tr> <tr> <td>478</td> <td>BIANCO EXTRA</td> <td>BIANCO H. G.</td> <td>extra white</td> <td>h. g. white</td> </tr> </table> | △ | VETRO EXTRACHIARO TEMPERATO RETROLACCATO<br>tempered extraclear glass rear-lacquered |  |  |  | (*) | PIANO | GAMBE | top | legs | 478 | BIANCO EXTRA | BIANCO H. G. | extra white | h. g. white |
|   | △                  | VETRO EXTRACHIARO TEMPERATO RETROLACCATO<br>tempered extraclear glass rear-lacquered |             |             |            |            |            |   |   |  |  |  |  |     |       |       |     |      |     |              |              |             |             |
|   | (*)                | PIANO  | GAMBE       | top         | legs       |            |            |   |   |  |  |  |  |     |       |       |     |      |     |              |              |             |             |
| 478   | BIANCO EXTRA       | BIANCO H. G.   | extra white | h. g. white |            |            |            |   |   |  |  |  |  |     |       |       |     |      |     |              |              |             |             |
| L.218   | 161 <b>895</b> (*) | 117,2  | 0,415       | 10          | € 2.029,00 | € 2.271,00 |            |   |   |  |  |  |  |     |       |       |     |      |     |              |              |             |             |
| PIANO IN VETRO TEMPERATO COPRENTE<br>tempered glass top, hiding effect  |                    |  |             |             |            |            |            |   |   |  |  |  |  |     |       |       |     |      |     |              |              |             |             |

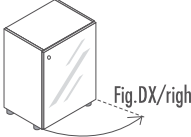
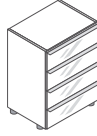
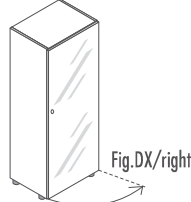
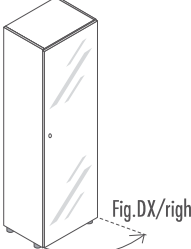
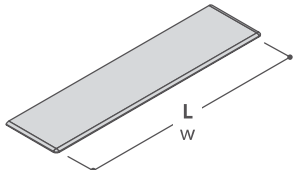
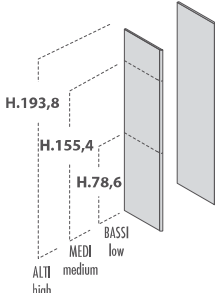
|   |                            |                  |                 |   |         |  |  |  |     |         |                |     |                  |                 |     |                |                 |
|---|----------------------------|------------------|-----------------|---|---------|--|--|--|-----|---------|----------------|-----|------------------|-----------------|-----|----------------|-----------------|
| SCHIENE PER SCRIVANIE CON PIANO VETRO<br>modesty panels for desks with glazed top<br><br><br><br>L.152-170 x sp.1,8 x H.35 | PER SCRIVANIE<br>for desks |                  |                 |   |         |  |  | <table border="1"> <tr> <td>(*)</td> <td>SCHIENE</td> <td>modesty panels</td> </tr> <tr> <td>415</td> <td>BIANCO NATUR MAT</td> <td>natur mat white</td> </tr> <tr> <td>516</td> <td>NERO NATUR MAT</td> <td>natur mat black</td> </tr> </table> | (*) | SCHIENE | modesty panels | 415 | BIANCO NATUR MAT | natur mat white | 516 | NERO NATUR MAT | natur mat black |
|   | (*)                        | SCHIENE          | modesty panels  |   |         |  |  |  |     |         |                |     |                  |                 |     |                |                 |
|   | 415                        | BIANCO NATUR MAT | natur mat white |   |         |  |  |  |     |         |                |     |                  |                 |     |                |                 |
| 516   | NERO NATUR MAT             | natur mat black  |                 |   |         |  |  |  |     |         |                |     |                  |                 |     |                |                 |
| L.200   | 161 <b>896</b> (*)         | 8                | 0,024           | 1 | € 72,00 |  |  |  |     |         |                |     |                  |                 |     |                |                 |
| L.218   | 161 <b>897</b> (*)         | 9                | 0,030           | 1 | € 77,00 |  |  |  |     |         |                |     |                  |                 |     |                |                 |

**TAVOLI RIUNIONE**  
meeting tables

|   |                    |   |       |             |            |            |            |  |   |   |  |  |  |     |       |       |     |      |     |      |            |       |             |
|---|--------------------|---|-------|-------------|------------|------------|------------|--|---|---|--|--|--|-----|-------|-------|-----|------|-----|------|------------|-------|-------------|
| TAVOLI RIUNIONI RETTANGOLARI<br>CON PIANO IN VETRO<br>rectangular meeting tables with glass top<br><br><br><br>L. x p.120 x H.75 | L.200              | 161 <b>902</b> (*)  | 97    | 0,356       | 7          | € 1.547,00 | € 1.754,00 | <table border="1"> <tr> <td>●</td> <td colspan="4">VETRO FLOAT TEMPERATO RETROLACCATO<br/>tempered float glass rear-lacquered</td> </tr> <tr> <td>(*)</td> <td>PIANO</td> <td>GAMBE</td> <td>top</td> <td>legs</td> </tr> <tr> <td>510</td> <td>NERO</td> <td>NERO H. G.</td> <td>black</td> <td>h. g. black</td> </tr> </table> | ● | VETRO FLOAT TEMPERATO RETROLACCATO<br>tempered float glass rear-lacquered |  |  |  | (*) | PIANO | GAMBE | top | legs | 510 | NERO | NERO H. G. | black | h. g. black |
|   | ●                  | VETRO FLOAT TEMPERATO RETROLACCATO<br>tempered float glass rear-lacquered |       |             |            |            |            |  |   |   |  |  |  |     |       |       |     |      |     |      |            |       |             |
|   | (*)                | PIANO   | GAMBE | top         | legs       |            |            |  |   |   |  |  |  |     |       |       |     |      |     |      |            |       |             |
| 510   | NERO               | NERO H. G.  | black | h. g. black |            |            |            |  |   |   |  |  |  |     |       |       |     |      |     |      |            |       |             |
| L.260   | 161 <b>903</b> (*) | 119,6   | 0,417 | 7           | € 1.778,00 | € 2.044,00 |            |  |   |   |  |  |  |     |       |       |     |      |     |      |            |       |             |
| PIANO IN VETRO TEMPERATO COPRENTE<br>tempered glass top, hiding effect  |                    |   |       |             |            |            |            |  |   |   |  |  |  |     |       |       |     |      |     |      |            |       |             |





| MOBILI, TOP E FIANCHI FINALI<br><i>cabinets, top and final side panels</i>   |   | TUTTE LE COMPOSIZIONI CON I MOBILI CONTENITORI DEVONO ESSERE COMPLETATE CON<br><b>TOP + 2 FIANCHI FINALI</b><br>always complete the compositions with <b>top + 2 final side panels</b> |                    |                    |           |                        |  |  |
|--|---|--|--------------------|--------------------|-----------|------------------------|--|--|
| DESCRIZIONE<br><i>description</i>  | L<br><i>w</i>   | CODICE<br><i>code</i>  | KG<br>             | M <sup>3</sup><br> | COLLI<br> | PREZZO<br><i>price</i> | (*) CODICE FINITURA<br><i>(*) finish code</i>  |  |
| MOBILE BASSO L.60 CON 1 ANTA VETRO CON SERR.<br><i>low cabinet w 60 cms with 1 glass door with lock</i><br><br><br>Fig.DX/right<br><br>L.60 x p.46,3 x H.81,5   | DX<br><i>right</i>  | L.60   | 161 <b>937</b> (*) | 32                 | 0,070     | 4                      | € 315,00                                       |  |
|  | SX<br><i>left</i>   | L.60   | 161 <b>938</b> (*) |                    |           |                        |  |  |
|  | ANTA CON TELAIO ALLUMINIO E VETRO TEMPERATO EFFETTO COPRENTE<br><i>door with aluminium frame and tempered glass, hiding effect</i>        |  |                    |                    |           |                        |  |  |
| MOBILE BASSO L.60 CON 4 CASSETTI VETRO<br><i>low cabinet w 60 cms with 4 glass drawers</i><br><br><br><br>L.60 x p.46,3 x H.81,5  | L.60  | 161 <b>923</b> (*)   | 37                 | 0,241              | 1         | € 508,00               |  |  |
|  | CASSETTI CON TELAIO ALLUMINIO E VETRO TEMPERATO EFFETTO COPRENTE<br><i>drawers with aluminium frame and tempered glass, hiding effect</i> |  |                    |                    |           |                        |  |  |
|  |   |  |                    |                    |           |                        |  |  |
| MOBILE MEDIO L.60 CON 1 ANTA VETRO CON SERR.<br><i>medium cabinet w 60 cms with 1 glass door with lock</i><br><br><br>Fig.DX/right<br><br>L.60 x p.46,3 x H.158,3  | DX<br><i>right</i>  | L.60   | 161 <b>940</b> (*) | 48                 | 0,137     | 5                      | € 460,00                                       |  |
|  | SX<br><i>left</i>   | L.60   | 161 <b>941</b> (*) |                    |           |                        |  |  |
|  | ANTA CON TELAIO ALLUMINIO E VETRO TEMPERATO EFFETTO COPRENTE<br><i>door with aluminium frame and tempered glass, hiding effect</i>        |  |                    |                    |           |                        |  |  |
| (*) ANTA VETRO e FRONTALI    STRUTTURA <i>glass door and fronts</i> <i>structure</i>   |   |  |                    |                    |           |                        |  |  |
| 478    BIANCO EXTRA    BIANCO BR. <i>extra white</i> <i>br. white</i>  |   |  |                    |                    |           |                        |  |  |
| 510    NERO    ANTRACITE <i>black</i> <i>anthracite</i>  |   |  |                    |                    |           |                        |  |  |
| MOBILE ALTO L.60 CON 1 ANTA VETRO CON SERR.<br><i>high cabinet w 60 cms with 1 glass door with lock</i><br><br><br>Fig.DX/right<br><br>L.60 x p.46,3 x H.196,7  | DX<br><i>right</i>  | L.60   | 161 <b>942</b> (*) | 60                 | 0,157     | 5                      | € 585,00                                       |  |
|  | SX<br><i>left</i>   | L.60   | 161 <b>943</b> (*) |                    |           |                        |  |  |
|  | ANTA CON TELAIO ALLUMINIO E VETRO TEMPERATO EFFETTO COPRENTE<br><i>door with aluminium frame and tempered glass, hiding effect</i>        |  |                    |                    |           |                        |  |  |
| TOPS PER MOBILI<br><i>tops for cabinets</i><br><br><br>L. x p.46,5 x H.1,8  | L.63,8  | 161 <b>766</b> (*)   | 6                  | 0,014              | 1         | € 68,00                |  |  |
|  | L.123,7   | 161 <b>767</b> (*)   | 11                 | 0,038              | 1         | € 110,00               |  |  |
|  | L.183,6   | 161 <b>768</b> (*)   | 14                 | 0,041              | 1         | € 166,00               |  |  |
|  | L.243,6   | 161 <b>769</b> (*)   | 16                 | 0,049              | 1         | € 220,00               |  |  |
|  | COMPLETARE SEMPRE CON FIANCHI FINALI<br><i>always complete with final side panels</i><br>ART.761-762-763                                  |  |                    |                    |           |                        |  |  |
| COPPIA FIANCHI FINALI PER MOBILI BASSI, MEDI E ALTI<br><i>set of 2 final side panels for low, medium and high cabinets</i><br><br><br>sp.1,8 x p.46,3 x H.<br>H.193,8<br>H.155,4<br>H.78,6<br>BASSI low<br>MEDI medium<br>ALTI high | H.78,6  | 161 <b>761</b> (*)   | 9                  | 0,029              | 1         | € 145,00               | (*) TOP E FIANCHI <i>top and side panels</i>   |  |
|  | H.155,4   | 161 <b>762</b> (*)   | 19                 | 0,051              | 1         | € 207,00               | 415    BIANCO NATUR MAT <i>natur mat white</i> |  |
|  | H.193,8   | 161 <b>763</b> (*)   | 23                 | 0,068              | 1         | € 336,00               | 516    NERO NATUR.MAT <i>natur mat black</i>   |  |
|  | COMPLETARE SEMPRE CON TOP<br><i>always complete with top</i><br>ART. 766-767-768-769  |  |                    |                    |           |                        |  |  |

## DESCRIZIONE TECNICA

### SCRIVANIE E TAVOLI RIUNIONE CON PIANI IN VETRO RETROLACCATO

Costituite da piani vetro con struttura metallica.

I piani in vetro temperato retro-laccato, spessore mm 12, con bordi perimetrali lavorati a filo lucido, sono utilizzabili solo in abbinamento alla struttura metallica ed ancorati alla stessa mediante supporti torniti in acciaio inox. I piani in vetro sono disponibili nei colori: NERO 10 e BIANCO EXTRA 78.

La struttura metallica è formata da telaio realizzato in tubolare metallico a sezione rettangolare 50 x 25 sp. mm1,5 trattato con vernici a polveri epossidiche colore nero o bianco.

Le gambe sono in estruso di alluminio lucido con vano verticale passacavi ispezionabile tramite carter rimovibile, sono dotate di anima strutturale in acciaio spessore mm 3 opportunamente sagomata e forata per l'ancoraggio ai telai e per i piedini livellatori. Le decorazioni sono costituite da profilature verticali in mdf sagomato, rivestito con 3d-foil, nei colori: NERO 10 e BIANCO EXTRA 78.

Testate di finitura in abs stampato CROMATO.

Le scrivanie con struttura metallica possono essere corredate da schiene (optional) realizzate con pannelli di fibre di legno tipo MDF sp. mm 18 rivestiti in 3d-foil nei colori: BIANCO NATUR MAT 15 e NERO NATUR MAT 16.

### CASSETTIERA E MOBILI DI SERVIZIO

La struttura interna è realizzata con pannelli di particelle di legno sp. mm 18 nobilitati in melaminico rifiniti perimetralmente con bordo melaminico sp. mm 0,4 in tinta con la superficie.

I frontali sono in vetro temperato retro-laccato, spessore mm 4, disponibili nei colori: NERO 10 e BIANCO EXTRA 78, con telaio perimetrale in alluminio. Apertura senza maniglia, con meccanismo premi-apri.

La schiena, il top ed i fianchi finali sono realizzati con pannelli di fibre di legno tipo MDF sp. mm 18 con il lato interno nobilitato e le parti a vista sono rivestite in 3d-foil nei colori: BIANCO NATUR MAT 15, NERO NATUR MAT 16.

I fianchi hanno sagoma arrotondata lungo i lati verticali anteriori e posteriori.

Il top è sagomato lungo tutto in perimetro con modanatura perimetrale decorativa a T da mm 6 colore cromato, incassato in apposita fresata

La struttura interna dei cassetti è costituita da spondine e fondo in fibra rivestiti in PVC nero che scorrono su guide metalliche con cuscinetti in nylon dotati di fine corsa in apertura e self-closing in chiusura. La struttura poggia su ruote piroettanti realizzate in nylon.

### MOBILI CONTENITORI BASSI, MEDI E ALTI

**Struttura** costituita da: base, cappello, due fianchi e schiena (da sp. mm 18 inserita in fresata).

E' realizzata con pannelli di particelle legno sp. mm 18 nobilitati in melaminico, disponibili nei colori : ANTRACITE 55 e BIANCO BR. 69, rifiniti perimetralmente con bordo melaminico mm 0,4. Sulla base sono inseriti piedini regolabili in altezza, in nylon nero ( 4 unità ), con campo di regolazione di mm 15.

**Ripiani** realizzati con pannelli di particelle legno sp. mm 25 nobilitato in melaminico, disponibile nei colori : ANTRACITE 55 e BIANCO BR. 69, rifiniti perimetralmente con bordo melaminico mm 0,4 in tinta con la superficie. Sono dotati di ferramenta a scomparsa, posizionabili in altezza con passo di 32mm.

**Le ante ed i frontali** (mobile 5 cassetti) sono in vetro temperato retro-laccato, spessore mm 4, disponibili nei colori: NERO 10 e BIANCO EXTRA 78, con telaio perimetrale in alluminio. Apertura con serratura per le ante.

**Le composizioni dei mobili sono da completare sempre con top+fianchi finali (forniti a parte) .**

### TOP DI FINITURA E FIANCHI FINALI

Tops e fianchi finali realizzati con pannelli di fibre di legno tipo MDF sp. mm 18 con il lato interno nobilitato e le parti a vista sono rivestite in 3d-foil nei colori: BIANCO NATUR MAT 15, NERO NATUR MAT 16.

Il top è sagomato sul perimetro con modanatura a T da mm 6 colore cromato incassato in apposita fresata.

I fianchi finali hanno sagoma arrotondata lungo il lato verticale anteriore.

### IMBALLO

Tutti i componenti sono forniti smontati ed imballati con involucro pieghevole in cartone triplo, listelli di protezione perimetrale e per i riempimenti ove occorre. Gli angoli sono protetti, ove occorre, con parasigoli anti-urto. La chiusura dell'imballo avviene mediante nastro adesivo e reggetta in nylon termosaldato.

Le cassettiere sono fornite montate, protette sui lati con angolari in polistirolo ed imballate con foglia di polietilene termoretraibile.

| CARATTERISTICHE FISICO-MECCANICHE DEI PANNELLI DI PARTICELLE DI LEGNO DI SPESSORE mm 18 NOBILITATI IN MELAMINICO: |   |                           |
|---|---|---------------------------|
| DESCRIZIONE   | VALORE MINIMO                                     | NORMA DI RIFERIMENTO      |
| Massa volumica  | 650 Kg / m <sup>3</sup> ± 10%                     | UNI EN 323 :1994          |
| Umidità relativa  | 5 - 13%   | UNI EN 322 :1994          |
| Tolleranza spessore   | ± 0,3 mm  | UNI EN 324-1/1994         |
| Rigonfiamento a 24 ore  | 15%   | UNI EN 317 :1994          |
| Distacco strati esterni   | 0,8 Mpa   | UNI EN 311 :2003          |
| Flessione statica   | 16 Mpa  | UNI EN 310 :1994          |
| Modulo di elasticità  | 1600 Mpa  | UNI EN 310 :1994          |
| Estrazione viti sui bordi   | > 400 N   | UNI EN 320 :1994          |
| Contenuto di formaldeide  | ≤ a 3,5 mg H <sub>2</sub> CO (m <sup>2</sup> x h) | UNI EN ISO 12460 - 3:2015 |

Emesso da Ufficio Tecnico LAS MOBILI

Data ultima revisione:

GENNAIO 2020

# IULIO HG

## TECHNICAL DESCRIPTION

### DESKS AND MEETING TABLES WITH GLASS TOP REAR-LACQUERED

Formed by glass surfaces with a metal structure.

The glass tops are 12 mm thick, tempered and rear-lacquered with a shiny rimmed perimeter edge. They can only be used in combination with metal structure, to which they are anchored by Inox steel supports. The glass tops are available in the following colours: BLACK 10 and EXTRA WHITE 78. The metal structure is made of frame composed of metal tubular with rectangular section 50x25, 1.5 mm thick, treated with stainless steel coloured with epoxy powder paints.

The legs are made of extruded polished aluminum. They are equipped with a compartment with vertical cable guides that can be inspected by a removable cover, they have a structural steel core 3 mm thick shaped and perforated for fixing the frames and the levelling feet. The decorations consist of vertical profiles MDF shaped, covered with 3d-foil, in the following colours: HIGH GLOSS WHITE 48 e HIGH GLOSS BLACK 49. Finishing taps in printed abs CHROMED.

The desks with metal structures can be equipped with modesty panels (optional) with MDF type fibreboard panels of 18mm thick covered in a single layer pressed leaf thermoformable PVC in the following colours: NATUR MAT WHITE 15 and NATUR MAT BLACK 16, anchored on the metal legs through metal moulds appropriately shaped and treated with metallic silver coloured epoxy powdered paint.

### PEDESTALS AND DESK EXTENSIONS

The inside structure are made of melamine bloomed particleboard panels of 18mm thick perimetally finished with a melamine edge of 0.4mm thick in the same colour as the surface.

The glass frontals are tempered rear-lacquered of 4mm thick, are available in the following colours: BLACK 10 and EXTRA WHITE 78. They are perimetally finished with a aluminium frame. Opening without handle, with mechanism push-open.

The back, the top and final side panels are made with MDF type fibreboard panels of 18mm thick with bloomed internal sides, with the outer sides covered with 3d-foil in the following colours: NATUR MAT WHITE 15 and NATUR MAT BLACK 16.

The side panels have rounded edges along the front and rear vertical sides.

The top is shaped along the entire perimeter with a 6 mm perimetral decorative molding T in chromed colour, built-in in a special milling.

The drawers internal structure has small side fibreboard panels and base covered in black PVC that slides on metal guides with nylon bearings fitted with runners for opening and self-closing in the lockup. The structure rests on a pirouette moving wheel made of nylon.

### LOW, MEDIUM AND HIGH CABINETS:

**Structure** consists of: base, upper panel, two side panels and back (of 18mm thick inserted into milled).

Structure made of 18 mm thick particleboards faced with melamine, available in colours : ANTHRACITE 55 and BR. WHITE 69, edge in 0.4 mm melamine. Height-adjustable feet in black nylon fixed under the base (4 pieces), with adjustment range of 15 mm.

**The shelves** are made of 25 mm thick particleboards faced with melamine, available in colours : ANTHRACITE 55 and BR. WHITE 69. The edge surround is made of 0,4 mm melamine to match the surface.

They are equipped with concealed hardware and can be fixed at height pitch of 32mm.

**The glass doors and the glass frontals** (5 drawer furniture) are tempered rear-lacquered of 4mm thick, are available in the following colours: BLACK 10 and EXTRA WHITE 78. They are perimetally finished with a aluminium frame. Opening with lock for doors.

**The cabinets are always completed with top finish + final side panels.**

### FINISHING TOPS AND FINAL SIDE PANELS

Tops and side panels are made with MDF type fibreboard panels of 18mm thick with a bloomed internal sides with the visible parts covered IN 3D-FOIL in the following colours: NATUR MAT WHITE 15 and NATUR MAT BLACK 16.

The top is shaped along the perimeter with a 6 mm. perimetral decorative molding T in chromed colour, built-in in a special milling.

The side finishes have a rounded edge along the front vertical side.

### PACKAGING

All the components are disassembled and packed when supplied, and have paper triple type folding packaging, fillets for the perimetral protection and for the fillings up, where needed. The corners are protected, where needed, through shock resistant edges protector. The packing closure occurs through sticky tape and welded nylon strap. Pedestals are assembled, when supplied, protected through polystyrene angle bars on the sides and packed using thermo-retractable polyethylene leave when provided.

| PHYSICAL-MECHANICAL CHARACTERISTICS OF 18 MM THICK PARTICLEBOARD PANELS, MELAMINE-FACED: |   |                           |
|--|---|---------------------------|
| DESCRIPTION  | MINIMUM VALUE                                     | STANDARD NUMBERS          |
| Volume Mass  | 650 Kg / m <sup>3</sup> ± 10%                     | UNI EN 323 :1994          |
| Relative Humidity  | 5 - 13%   | UNI EN 322 :1994          |
| Thickness Allowance  | ± 0,3 mm  | UNI EN 324-1/1994         |
| 24 hour Swelling   | 15%   | UNI EN 317 :1994          |
| External Surfaces Detachment   | 0,8 Mpa   | UNI EN 311 :2003          |
| Static Flexure   | 16 Mpa  | UNI EN 310 :1994          |
| Elastic Modulus  | 1600 Mpa  | UNI EN 310 :1994          |
| Edge Screws Extraction   | > 400 N   | UNI EN 320 :1994          |
| Formaldehyde Content   | ≤ a 3,5 mg H <sub>2</sub> CO (m <sup>2</sup> x h) | UNI EN ISO 12460 - 3:2015 |

Released by the Technical Office of LAS MOBILI  
last revision date:  
JANUARY 2020

**INDICE DEI CODICI**  
codes index

\* = INDICARE IL CODICE FINITURA  
= complete with finish code

INDICE DEI CODICI  
codes index  
Mod. IULIO HG

| CODICE code | DESCRIZIONE description  | PAG. page | PREZZO price | PREZZO price |
|-------------|--|-----------|--------------|--------------|
| 161 761 *   | COPPIA FIANCHI FINALI PER MOBILI BASSI<br>set of 2 final side-panels for low cabinets  | 7         | € 145,00     | -            |
| 161 762 *   | COPPIA FIANCHI FINALI PER MOBILI MEDI<br>set of 2 final side-panels for medium cabinets  | 7         | € 207,00     | -            |
| 161 763 *   | COPPIA FIANCHI FINALI PER MOBILI ALTI<br>set of 2 final side-panels for high cabinets  | 7         | € 336,00     | -            |
| 161 766 *   | TOP PER MOBILI L.63,8<br>top for cabinets w 63,8 cms   | 7         | € 68,00      | -            |
| 161 767 *   | TOP PER MOBILI L.123,7<br>top for cabinets w 123,7 cms   | 7         | € 110,00     | -            |
| 161 768 *   | TOP PER MOBILI L.183,6<br>top for cabinets w 183,6 cms   | 7         | € 166,00     | -            |
| 161 769 *   | TOP PER MOBILI L.243,6<br>top for cabinets w 243,6 cms   | 7         | € 220,00     | -            |
| 161 891 *   | SCRIVANIA DIREZIONALE CON PIANO IN VETRO L.200<br>executive desk with glass top w 200 cms  | 5         | € 1.323,00   | € 1.501,00   |
| 161 892 *   | SCRIVANIA DIREZIONALE CON PIANO IN VETRO L.218<br>executive desk with glass top w 218 cms  | 5         | € 1.454,00   | € 1.637,00   |
| 161 894 *   | SCRIVANIA DIREZIONALE CON PIANO IN VETRO L.200 E ALLUNGO DX O SX<br>executive desk with glass top w 200 cms and right or left extension  | 5         | € 1.898,00   | € 2.135,00   |
| 161 895 *   | SCRIVANIA DIREZIONALE CON PIANO IN VETRO L.218 CON ALLUNGO DX O SX<br>executive desk with glass top w 218 cms and right or left extension  | 5         | € 2.029,00   | € 2.271,00   |
| 161 896 *   | SCHIENA PER SCRIVANIA DIREZIONALE CON PIANO IN VETRO L.200<br>modesty panel for executive desk with glass top w 200 cms  | 5         | € 72,00      | -            |
| 161 897 *   | SCHIENA PER SCRIVANIA DIREZIONALE CON PIANO IN VETRO L.218<br>modesty panel for executive desk with glass top w 218 cms  | 5         | € 77,00      | -            |
| 161 902 *   | TAVOLO RIUNIONE RETTANGOLARE CON PIANO IN VETRO L.200 x p.120<br>rectangular meeting table with glass top w 200 x d 120 cms  | 5         | € 1.547,00   | € 1.754,00   |
| 161 903 *   | TAVOLO RIUNIONE RETTANGOLARE CON PIANO IN VETRO L.260 x p.120<br>rectangular meeting table with glass top w 260 x d 120 cms  | 5         | € 1.778,00   | € 2.044,00   |
| 161 905 *   | CASSETTIERA SU RUOTE CON 2 CASSETTI ESTERNI + 1 CASSETTO INTERNO (SISTEMA D'APERTURA PREMI-APRI)<br>pedestal on wheels with 2 external drawers + 1 inside drawer (opening with push-open system) | 6         | € 496,00     | -            |
| 161 906 *   | CASSETTIERA 3 CASSETTI SU RUOTE (SISTEMA D'APERTURA PREMI-APRI)<br>3 drawers pedestal on wheels (opening with push-open system)  | 6         | € 518,00     | -            |
| 161 909 *   | MOBILE DI SERVIZIO L.73,7 SU RUOTE (SISTEMA D'APERTURA PREMI-APRI)<br>service unit w 73,7 cms on wheels (opening with push-open system)  | 6         | € 627,00     | -            |
| 161 923 *   | MOBILE BASSO L.60 CON 4 CASSETTI VETRO<br>low cabinet w 60 cms with 4 glass drawers  | 7         | € 508,00     | -            |
| 161 937 *   | MOBILE BASSO L.60 CON 1 ANTA VETRO DX CON SERRATURA<br>low cabinet w 60 cms with 1 right glass door with lock  | 7         | € 315,00     | -            |
| 161 938 *   | MOBILE BASSO L.60 CON 1 ANTA VETRO SX CON SERRATURA<br>low cabinet w 60 cms with 1 left glass door with lock   | 7         | € 315,00     | -            |
| 161 940 *   | MOBILE MEDIO L.60 CON 1 ANTA VETRO DX CON SERRATURA<br>medium cabinet w 60 cms with 1 right glass door with lock   | 7         | € 460,00     | -            |
| 161 941 *   | MOBILE MEDIO L.60 CON 1 ANTA VETRO SX CON SERRATURA<br>medium cabinet w 60 cms with 1 left glass door with lock  | 7         | € 460,00     | -            |
| 161 942 *   | MOBILE ALTO L.60 CON 1 ANTA VETRO DX CON SERRATURA<br>high cabinet w 60 cms with 1 right glass door with lock  | 7         | € 585,00     | -            |
| 161 943 *   | MOBILE ALTO L.60 CON 1 ANTA VETRO SX CON SERRATURA<br>high cabinet w 60 cms with 1 left glass door with lock   | 7         | € 585,00     | -            |

# E.O.S.

Executive Office Symbol

Design Engineering  
GIACOBONE e ROU C.S.P. LAS MOBILI  
Progetto CMR

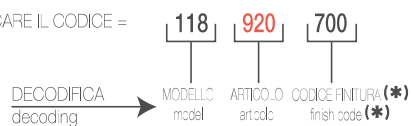
E.O.S.

Conforme al DLGS 81/2008 (già 626/94)  
apply to RULE 81/2008 (626/94)

**IMPORTANTE / it's very important**

SULL'ORDINE INDICARE SEMPRE IL CODICE COMPLETO A 9 CIFRE  
always indicate on the order the complete 9-digit code

ESEMPIO: PER ORDINARE 1 SCRIVANIA **ART.920** CACAO INDICARE IL CODICE =  
example: to order 1 DESK **ART.920** CACAO indicate the code =



Certif. n°07-08/2019

In vigore dal:  
Valid from:  
01/01/2018

Valido fino a nuova emissione  
Valid until new emission

## SOMMARIO / summary

|  |           |
|--|-----------|
| <b>CARTELLA COLORI</b> .....                           | <b>3</b>  |
| <i>colours samples card</i>                            |           |
| <b>SCRIVANIE DIREZIONALI CON PIANO IN LEGNO</b> .....  | <b>5</b>  |
| <i>executive desks with wooden top</i>                 |           |
| <b>SCRIVANIE DIREZIONALI CON PIANO IN VETRO</b> .....  | <b>6</b>  |
| <i>executive desks with glazed top</i>                 |           |
| <b>TAVOLI DA SALOTTO</b> .....                         | <b>7</b>  |
| <i>coffee tables</i>                                   |           |
| <b>TAVOLI RIUNIONE</b> .....                           | <b>7</b>  |
| <i>meeting table</i>                                   |           |
| <b>CASSETTIERA E MOBILE DI SERVIZIO SU RUOTE</b> ..... | <b>8</b>  |
| <i>pedestal and desk extension on wheels</i>           |           |
| <b>CASSETTIERA SU PIEDINI</b> .....                    | <b>8</b>  |
| <i>pedestal on adjustable feet</i>                     |           |
| <b>MONOLITICI H.55</b> .....                           | <b>9</b>  |
| <i>monolith cabinets h.55 cms</i>                      |           |
| <b>MONOLITICI H.100</b> .....                          | <b>9</b>  |
| <i>monolith cabinets h.100 cms</i>                     |           |
| <b>MONOLITICI H.144</b> .....                          | <b>10</b> |
| <i>monolith cabinets h.144 cms</i>                     |           |
| <b>MOBILI BASSI</b> .....                              | <b>12</b> |
| <i>low cabinets</i>                                    |           |
| <b>MOBILI MEDI</b> .....                               | <b>13</b> |
| <i>medium cabinets</i>                                 |           |
| <b>MOBILI ALTI</b> .....                               | <b>14</b> |
| <i>high cabinets</i>                                   |           |
| <b>RIPIANI REGISTRABILI PER MOBILI</b> .....           | <b>16</b> |
| <i>adjustable shelves for cabinets</i>                 |           |
| <b>TOPS e FIANCHI FINALI</b> .....                     | <b>16</b> |
| <i>tops and final side panels</i>                      |           |
| <b>KIT AMMORTIZZATORI (PER ANTE LEGNO)</b> .....       | <b>17</b> |
| <i>dampers set (for wooden doors)</i>                  |           |
| <b>DESCRIZIONE TECNICA</b> .....                       | <b>18</b> |
| <b>TECHNICAL DESCRIPTION</b> .....                     | <b>20</b> |
| <b>INDICE DEI CODICI</b> .....                         | <b>22</b> |
| <i>codes index</i>                                     |           |



**LEGNI | WOOD**



COD. 55  
ANTRACITE | ANTHRACITE ○

**SOLO** PER STRUTTURA  
MOBILI CONTENITORI  
*only for cabinets structure*



COD. 08  
OLMO | ELM ○



COD. 70  
CACAO | CACAO ○

**VETRI | GLASS**



COD. 72  
TORTORA | GREY BEIGE



COD. 74  
ROSSO RUBINO | RUBY RED

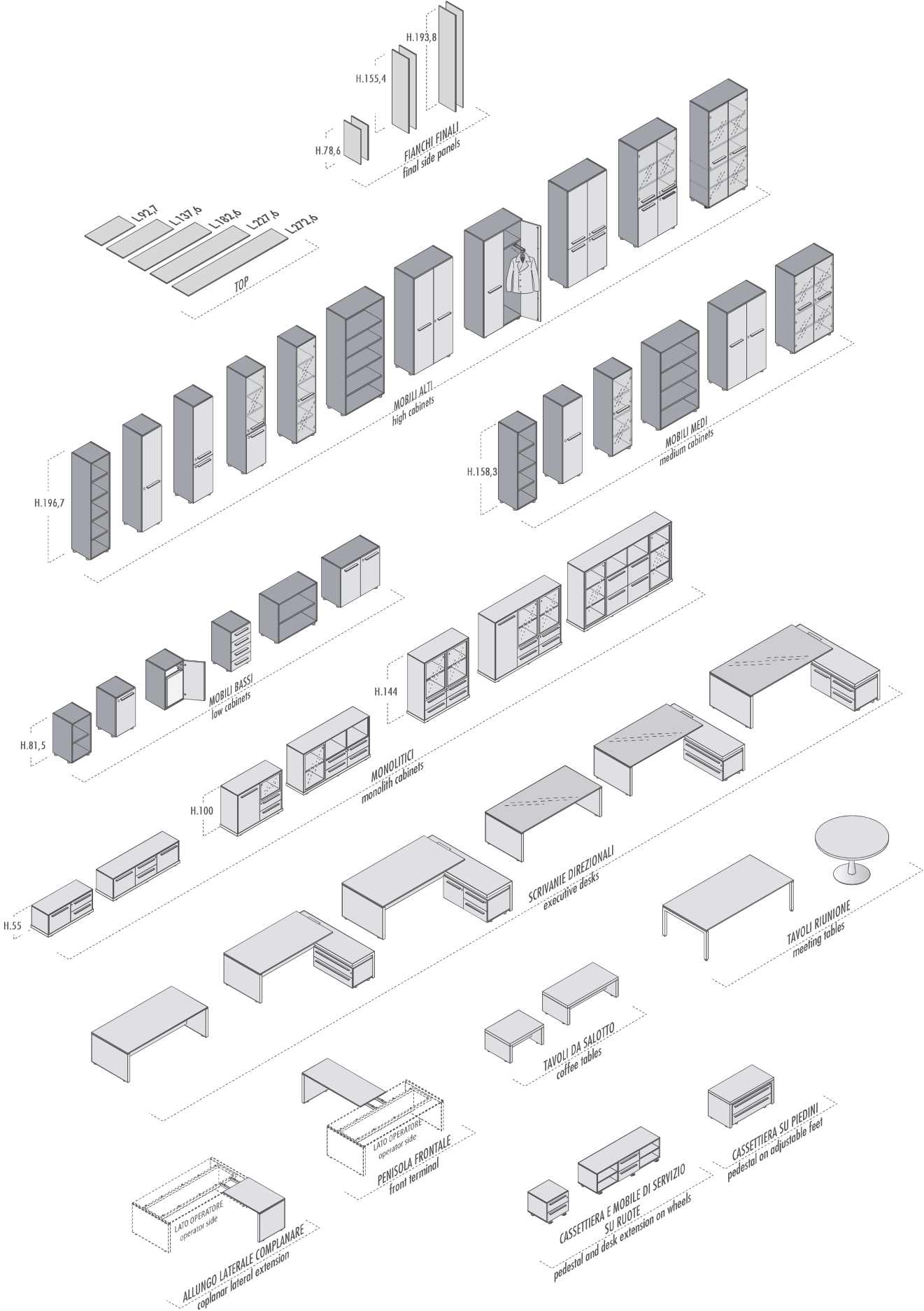


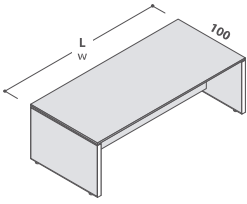
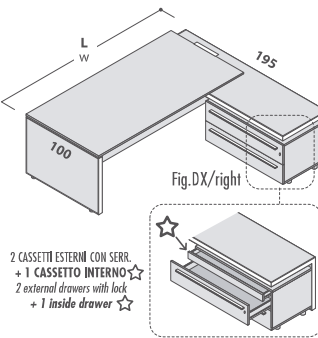
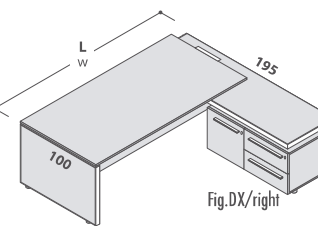
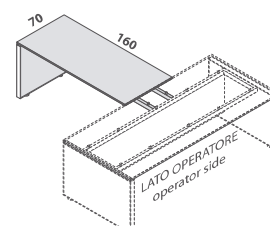
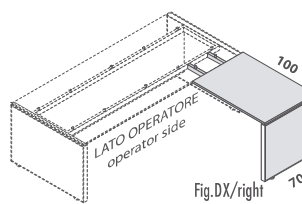
COD. 75  
PISTACCHIO | PISTACHIO



COD. 99  
BIANCO SATINATO | SATINED WHITE

E.O.S.

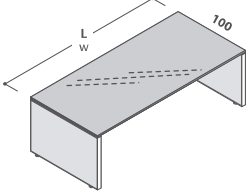
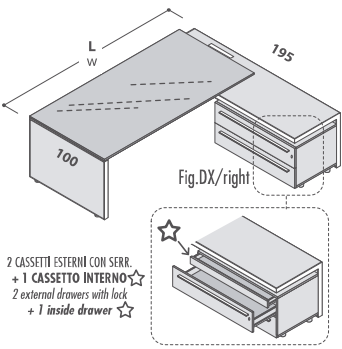
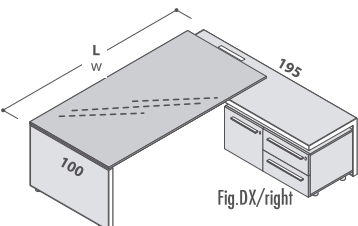


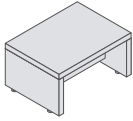
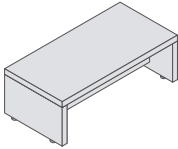

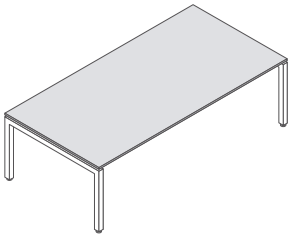
| SCRIVANIE DIREZIONALI CON PIANO IN LEGNO<br>executive desks with wooden top  |          |                |             |                |       |                 |  |  |
|--|----------|----------------|-------------|----------------|-------|-----------------|--|--|
| DESCRIZIONE<br>description   | L<br>w   | CODICE<br>code | KG          | M <sup>3</sup> | COLLI | PREZZO<br>price | (*) CODICE FINITURA<br>(*) finish code |  |
| SCRIVANIE DIREZIONALI<br>executive desks<br><br><br><br>L. x p.100 x H.73,5   | L.180    | 118 920 (*)    | 87          | 0,324          | 5     | € 1.161,00      |  |  |
|  | L.200    | 118 940 (*)    | 93          | 0,337          | 5     | € 1.196,00      |  |  |
|  | L.220    | 118 942 (*)    | 98          | 0,353          | 5     | € 1.270,00      |  |  |
|  |          |                |             |                |       |                 |  |  |
| SCRIVANIE DIREZIONALI CON ALLUNGO (CON TOP ACCESS)<br>executive desks with extension (with top access)<br><br><br><br>L. x p.100-195 x H.73,5  | DX right | L.220          | 118 959 (*) | 191            | 0,798 | 7               | € 2.260,00                             |  |
|  |          | L.240          | 118 961 (*) | 194            | 0,817 | 7               | € 2.294,00                             |  |
|  | SX left  | L.220          | 118 964 (*) | 191            | 0,798 | 7               | € 2.260,00                             |  |
|  |          | L.240          | 118 966 (*) | 194            | 0,817 | 7               | € 2.294,00                             |  |
| SCRIVANIE DIREZIONALI CON ALLUNGO (CON TOP ACCESS)<br>executive desks with extension (with top access)<br><br><br><br>L. x p.100-195 x H.73,5 | DX right | L.220          | 118 930 (*) | 191            | 0,798 | 7               | € 2.345,00                             |  |
|  |          | L.240          | 118 931 (*) | 194            | 0,817 | 7               | € 2.379,00                             |  |
|  | SX left  | L.220          | 118 932 (*) | 191            | 0,798 | 7               | € 2.345,00                             |  |
|  |          | L.240          | 118 933 (*) | 194            | 0,817 | 7               | € 2.379,00                             |  |
| PENISOLA FRONTALE<br>front terminal<br><br><br><br>L.160 x p.70 x H.73,5  | L.160    | 118 969 (*)    | 45          | 0,140          | 3     | € 683,00        |  |  |
|  |          |                |             |                |       |                 |  |  |
| ALLUNGO COMPLANARE DX O SX L.100<br>right or left coplanar extension w 100 cms<br><br><br><br>L.100 x p.70 x H.73,5                           | L.100    | 118 921 (*)    | 34          | 0,103          | 3     | € 618,00        |  |  |
|  |          |                |             |                |       |                 |  |  |






E.O.S.




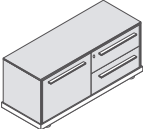
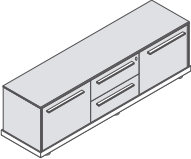
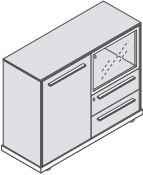
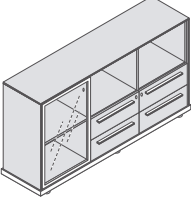
| (*) |       |       |
|-----|-------|-------|
| 700 | CACAO | cacao |
| 880 | OLMO  | elm   |




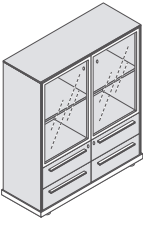
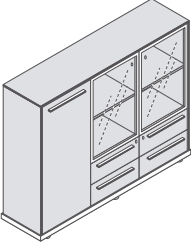
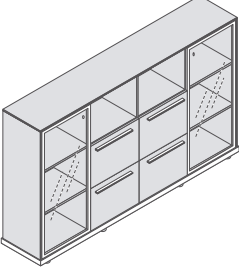


| SCRIVANIE DIREZIONALI CON PIANO IN VETRO<br>executive desks with glazed top   |   |                |             |                |       |                 | (*) CODICE FINITURA<br>(*) finish code |            |              |           |            |           |
|---|---|----------------|-------------|----------------|-------|-----------------|--|------------|--------------|-----------|------------|-----------|
| DESCRIZIONE<br>description  | L<br>w  | CODICE<br>code | KG          | M <sup>3</sup> | COLLI | PREZZO<br>price |  |            |              |           |            |           |
| SCRIVANIE DIREZIONALI CON PIANO IN VETRO<br>executive desks with glazed top<br><br><br><br>L. x p.100 x H.73   | L.200   | 118 970 (*)    | 128         | 0,381          | 5     | € 1.716,00      |  |            |              |           |            |           |
|   | L.220   | 118 971 (*)    | 137         | 0,404          | 5     | € 1.816,00      |  |            |              |           |            |           |
|   |   |                |             |                |       |                 |  |            |              |           |            |           |
| SCRIVANIE DIREZIONALI CON PIANO IN VETRO E ALLUNGO<br>(CON TOP ACCESS)<br>executive desks with glazed top and extension (with top access)<br><br><br><br>L. x p.100-195 x H.73<br><br>2 CASSETTI ESTERNI CON SERR.<br>+ 1 CASSETTO INTERNO<br>2 external drawers with lock<br>+ 1 inside drawer | DX<br>right   | L.220          | 118 982 (*) | 226            | 0,842 | 7               | € 2.780,00                             | (*)        | PIANO        | STRUTTURA | top        | structure |
|   |   | L.240          | 118 983 (*) | 233            | 0,868 | 7               | € 2.840,00                             | 750        | ROSSO RUBINO | CACAO     | ruby red   | cacao     |
|   |   |                |             |                |       |                 |  | 760        | PISTACCHIO   | CACAO     | pistachio  | cacao     |
|   |   |                |             |                |       |                 |  | 772        | TORTORA      | CACAO     | grey beige | cacao     |
|   |   |                |             |                |       |                 |  | 885        | ROSSO RUBINO | OLMO      | ruby red   | elm       |
|   |   |                |             |                |       |                 |  | 886        | PISTACCHIO   | OLMO      | pistachio  | elm       |
|   |   |                |             |                |       |                 |  | 872        | TORTORA      | OLMO      | grey beige | elm       |
|   |   | SX<br>left     | L.220       | 118 985 (*)    | 226   | 0,842           | 7                                      | € 2.780,00 |              |           |            |           |
|   |   |                | L.240       | 118 986 (*)    | 233   | 0,868           | 7                                      | € 2.840,00 |              |           |            |           |
|   | SCRIVANIE DIREZIONALI CON PIANO IN VETRO E ALLUNGO<br>(CON TOP ACCESS)<br>executive desks with glazed top and extension (with top access)<br><br><br><br>L. x p.100-195 x H.73 | DX<br>right    | L.220       | 118 945 (*)    | 226   | 0,842           | 7                                      | € 2.865,00 |              |           |            |           |
|   |   | L.240          | 118 946 (*) | 233            | 0,868 | 7               | € 2.925,00                             |            |              |           |            |           |
|   |   |                |             |                |       |                 |  |            |              |           |            |           |
|   |   |                |             |                |       |                 |  |            |              |           |            |           |
|   | SX<br>left  | L.220          | 118 947 (*) | 226            | 0,842 | 7               | € 2.865,00                             |            |              |           |            |           |
|   |   | L.240          | 118 948 (*) | 233            | 0,868 | 7               | € 2.925,00                             |            |              |           |            |           |
|   |   |                |             |                |       |                 |  |            |              |           |            |           |
|   |   |                |             |                |       |                 |  |            |              |           |            |           |

| TAVOLI DA SALOTTO  |  |                |    |                |       |                 |  |     |       |       |     |      |     |
|--|--|----------------|----|----------------|-------|-----------------|--|-----|-------|-------|-----|------|-----|
| coffee tables  |  |                |    |                |       |                 |  |     |       |       |     |      |     |
| DESCRIZIONE<br>description   | L<br>w                                   | CODICE<br>code | KG | M <sup>3</sup> | COLLI | PREZZO<br>price | (*) CODICE FINITURA<br>(*) finish code |     |       |       |     |      |     |
| TAVOLO DA SALOTTO L.80<br><i>coffee table w 80 cms</i><br><br><br><br>L.80 x p.60 x H.42  | PIANO sp. 50mm<br><i>top thick. 50mm</i> |                |    |                |       |                 |  |     |       |       |     |      |     |
|  | L.80                                     | 118 896 (*)    | 40 | 0,089          | 2     | € 348,00        |  |     |       |       |     |      |     |
| TAVOLO DA SALOTTO L.120<br><i>coffee table w 120 cms</i><br><br><br><br>L.120 x p.60 x H.42                                     | PIANO sp. 50mm<br><i>top thick. 50mm</i> |                |    |                |       |                 |  |     |       |       |     |      |     |
|  | L.120                                    | 118 897 (*)    | 48 | 0,106          | 2     | € 421,00        |  |     |       |       |     |      |     |
| (*) <table border="1"> <tr> <td>700</td> <td>CACAO</td> <td>cacao</td> </tr> <tr> <td>880</td> <td>OLMO</td> <td>elm</td> </tr> </table>   |  |                |    |                |       |                 |  | 700 | CACAO | cacao | 880 | OLMO | elm |
| 700  | CACAO                                    | cacao          |    |                |       |                 |  |     |       |       |     |      |     |
| 880  | OLMO                                     | elm            |    |                |       |                 |  |     |       |       |     |      |     |
| TAVOLI RIUNIONE  |  |                |    |                |       |                 |  |     |       |       |     |      |     |
| meeting table  |  |                |    |                |       |                 |  |     |       |       |     |      |     |
| TAVOLO RIUNIONE CIRCOLARE CON BASAMENTO METALLICO<br><i>round meeting table with metal base</i><br><br><br><br>Ø 120 x H.74,3 | PIANO sp. 50mm<br><i>top thick. 50mm</i> |                |    |                |       |                 |  |     |       |       |     |      |     |
|  | Ø120                                     | 118 955 (*)    | 57 | 0,175          | 3     | € 662,00        |  |     |       |       |     |      |     |
| BASAMENTO ARGENTO<br><i>silver base</i>  |  |                |    |                |       |                 |  |     |       |       |     |      |     |
| TAVOLO RIUNIONE RETTANGOLARE L.240<br><i>rectangular meeting table w 240 cms</i><br><br><br><br>L.240 x p.120 x H.75          | PIANO sp. 50mm<br><i>top thick. 50mm</i> |                |    |                |       |                 |  |     |       |       |     |      |     |
|  | L.240                                    | 118 992 (*)    | 73 | 0,178          | 3     | € 1.488,00      |  |     |       |       |     |      |     |
| STRUTTURA IN COLOR TITANIO<br><i>structure in titanium colour</i>  |  |                |    |                |       |                 |  |     |       |       |     |      |     |

| <b>CASSETTIERA E MOBILE DI SERVIZIO SU RUOTE</b><br><i>pedestal and desk extension on wheels</i>  |               |                       |   |   |  |                        |   |
|---|---------------|-----------------------|---|---|--|------------------------|---|
| DESCRIZIONE<br><i>description</i>   | L<br><i>w</i> | CODICE<br><i>code</i> | KG<br> | M <sup>3</sup><br> | COLLI<br> | PREZZO<br><i>price</i> | (*) CODICE FINITURA<br><i>(*) finish code</i> |
| CASSETTIERA SU RUOTE CON 2 CASSETTI ESTERNI CON<br>SERRATURA + 1 CASSETTO INTERNO <br><i>pedestal on wheels with 2 external drawers with lock + inside<br/>           drawer </i> | L.57,7        | 118 850 (*)           | 24  | 0,194   | 1  | € 341,00               | (*)   |
|   |               |                       |   |   |  |                        | 700   |
| MOBILE DI SERVIZIO SU RUOTE L.173 CON SERRATURA<br><i>desk extension on wheels w 173 cms with lock</i>  | L.173         | 118 851 (*)           | 69  | 0,287   | 3  | € 507,00               | 880   |
|   |               |                       |   |   |  |                        | OLMO  |
| <b>CASSETTIERA SU PIEDINI</b><br><i>pedestal on adjustable feet</i>   |               |                       |   |   |  |                        |   |
| CASSETTIERA SU PIEDINI L.122 CON SERRATURA<br><i>pedestal on adjustable feet w 122 cms with lock</i>  | L.122         | 118 852 (*)           | 88  | 0,459   | 3  | € 767,00               | (*)   |
|   |               |                       |   |   |  |                        | 700   |
|   |               |                       |   |   |  |                        | 880   |
|   |               |                       |   |   |  |                        | OLMO  |
|   |               |                       |   |   |  |                        | elm   |

| <b>MONOLITICI H.55</b><br><i>monolith cabinets h.55 cms</i>  |               |                       |   |   |  |                        |  |
|--|---------------|-----------------------|---|---|--|------------------------|--|
| DESCRIZIONE<br><i>description</i>  | L<br><i>w</i> | CODICE<br><i>code</i> | KG<br> | M <sup>3</sup><br> | COLLI<br> | PREZZO<br><i>price</i> | (*) CODICE FINITURA<br><i>(*) finish code</i>            |
| MONOLITICO L.124,5 x H.55<br><i>monolith cabinet w 124,5 x h.55 cms</i><br><br><br><br>L.124,5 x p.48 x H.55      | L.124,5       | 118 <b>865</b> (*)    | 79  | 0,339   | 7  | € 828,00               |  |
|  |               |                       |   |   |  |                        | (*)  |
|  |               |                       |   |   |  |                        | 700 CACAO cacao  |
|  |               |                       |   |   |  |                        | 880 OLMO elm   |
| MONOLITICO L.183,5 x H.55<br><i>monolith cabinet w 183,5 x h.55 cms</i><br><br><br><br>L.183,5 x p.48 x H.55      | L.183,5       | 118 <b>866</b> (*)    | 105   | 0,390   | 7  | € 1.089,00             |  |
|  |               |                       |   |   |  |                        | (*)  |
|  |               |                       |   |   |  |                        | 700 CACAO cacao  |
|  |               |                       |   |   |  |                        | 880 OLMO elm   |
| <b>MONOLITICI H.100</b><br><i>monolith cabinets h.100 cms</i>  |               |                       |   |   |  |                        |  |
| MONOLITICO L.124,5 x H.100<br><i>monolith cabinet w 124,5 x h.100 cms</i><br><br><br><br>L.124,5 x p.48 x H.100 | L.124,5       | 118 <b>867</b> (*)    | 113   | 0,424   | 9  | € 1.222,00             |  |
|  |               |                       |   |   |  |                        | VETRO TEMPERATO SATINATO / <i>tempered satined glass</i> |
|  |               |                       |   |   |  |                        | (*)  |
|  |               |                       |   |   |  |                        | 700 CACAO cacao  |
|  |               |                       |   |   |  |                        | 880 OLMO elm   |
| MONOLITICO L.183,5 x H.100<br><i>monolith cabinet w 183,5 x h.100 cms</i><br><br><br><br>L.183,5 x p.48 x H.100 | L.183,5       | 118 <b>858</b> (*)    | 144   | 0,629   | 9  | € 1.646,00             |  |
|  |               |                       |   |   |  |                        | VETRO TEMPERATO SATINATO / <i>tempered satined glass</i> |
|  |               |                       |   |   |  |                        | (*)  |
|  |               |                       |   |   |  |                        | 700 CACAO cacao  |
|  |               |                       |   |   |  |                        | 880 OLMO elm   |

| <b>MONOLITICI H.144</b>  |  |                       |   |   |  |                        |   |
|--|--|-----------------------|---|---|--|------------------------|---|
| <i>monolith cabinets h.144 cms</i>   |  |                       |   |   |  |                        |   |
| DESCRIZIONE<br><i>description</i>  | L<br><i>w</i>  | CODICE<br><i>code</i> | KG<br> | M <sup>3</sup><br> | COLLI<br> | PREZZO<br><i>price</i> | (*) CODICE FINITURA<br><i>(*) finish code</i> |
| MONOLITICO L.124,5 x H.144<br><i>monolith cabinet w 124,5 x h.144 cms</i><br><br>   |  |                       |   |   |  |                        |   |
|  | L.124,5  | 118 <b>859</b> (*)    | 147   | 0,629   | 10   | <b>€ 1.890,00</b>      |   |
|  | VETRO TEMPERATO SATINATO / <i>tempered satined glass</i> |                       |   |   |  |                        |   |
| L.124,5 x p.48 x <b>H.144</b>  |  |                       |   |   |  |                        |   |
| MONOLITICO L.183,5 x H.144<br><i>monolith cabinet w 183,5 x h.144 cms</i><br><br>   |  |                       |   |   |  |                        |   |
|  | L.183,5  | 118 <b>870</b> (*)    | 194   | 0,815   | 11   | <b>€ 2.244,00</b>      | (*)   |
|  | VETRO TEMPERATO SATINATO / <i>tempered satined glass</i> |                       |   |   |  |                        | 700   |
|  |  |                       |   |   |  |                        | CACAO   |
|  |  |                       |   |   |  |                        | cacao   |
|  |  |                       |   |   |  |                        | 880   |
|  |  |                       |   |   |  |                        | OLMO  |
|  |  |                       |   |   |  |                        | elm   |
| L.183,5 x p.48 x <b>H.144</b>  |  |                       |   |   |  |                        |   |
| MONOLITICO L.242,5 x H.144<br><i>monolith cabinet w 242,5 x h.144 cms</i><br><br> |  |                       |   |   |  |                        |   |
|  | L.242,5  | 118 <b>871</b> (*)    | 234   | 0,608   | 12   | <b>€ 2.511,00</b>      |   |
|  | VETRO TEMPERATO SATINATO / <i>tempered satined glass</i> |                       |   |   |  |                        |   |
| L.242,5 x p.48 x <b>H.144</b>  |  |                       |   |   |  |                        |   |



## SCHEMA DI UTILIZZO MOBILI CONTENITORI

scheme of using cabinets

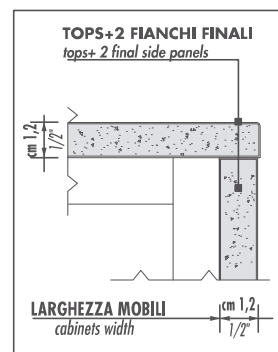


**TUTTE LE COMPOSIZIONI CON I MOBILI CONTENITORI DEVONO ESSERE COMPLETATE CON TOP + FIANCHI FINALI**

*always complete the compositions with top + final side-panels*

ESEMPIO / example

**TOP E FIANCHI FINALI** (vedi pag. 16)  
tops and final side panels (see page 16)



I tops sono disponibili nelle lunghezze:

cm 92,7-137,6-182,6 - 227,6 - 272,6.

I fianchi finali sono disponibili con altezze :  
h.78,6-h.155,4 e h.193,8.

Sono realizzati con pannelli di particelle di legno sp. mm 12 nobilitati in melaminico nei colori: CACAO, OLMO.

I bordi perimetrali sono in ABS mm 2 in tinta con la superficie.

The tops are available with width:

92,7 - 137,6-182,6 - 227,6 - 272,6 cm.

The final side panels are available with heights:  
78,6-155,4-193,8 cms.

Are made with particleboard panels of 12mm thick,  
available in colours: CACAO, ELM.

The edges are in ABS of 2mm thick in the same  
colours of the surface.

La struttura è realizzata con pannelli di particelle di legno sp. mm 18 nobilitati in melaminico nel colore ANTRACITE, rifiniti perimetralmente con bordo melaminico sp. mm 0,4 in tinta con la superficie ed è dotata di piedini livellatori.

The structure is made with particleboard panels of 18mm thick, available in ANTHRACITE colour, perimetrically finished with melamine edge of 0,4mm thick in the same colour as the surface and fitted with leveller feet.

Le ante ed i frontali (mobile 5 cassetti) sono realizzati con pannello di particelle di legno sp. mm 18 nobilitato melaminico e disponibili nei colori: CACAO, OLMO. I bordi perimetrali sono in ABS mm 2 in tinta con la superficie. Tutte le ante sono dotate di serratura.

Le maniglie, di disegno esclusivo LAS, sono realizzate in estruso di alluminio spazzolato effetto TITANIO.

The doors and the frontals (5 drawer furniture) are made of bloomed melamine particleboard panels of 18mm thick and are available in following colours: CACAO, ELM.

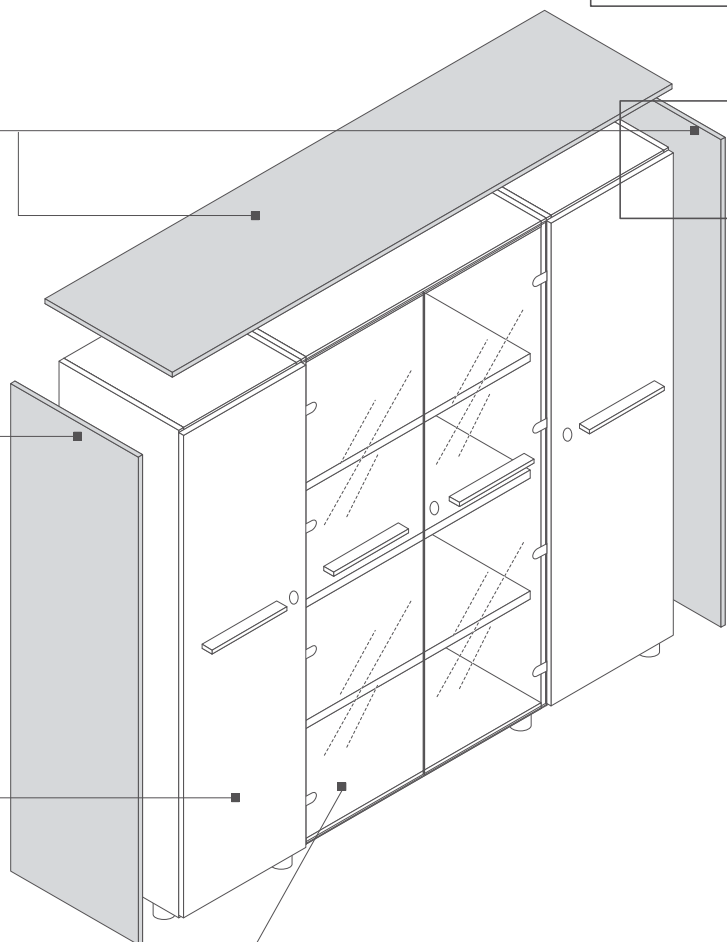
The perimetrical edges are in ABS 2mm in the same colour as the surface. All doors are fitted with locks.

The handles, a LAS exclusive design, are made of aluminium profile TITANIUM effect.

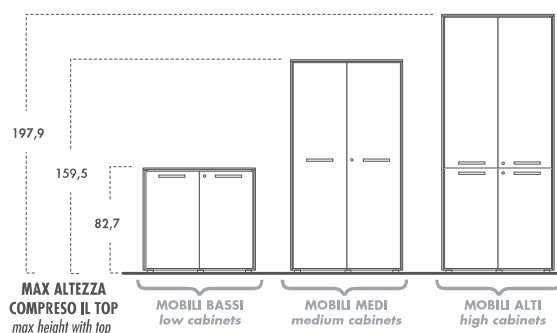
I mobili contenitori sono forniti anche con ante **vetro temperato satinato** sp. mm 5mm dotate di serratura. Le maniglie, di disegno esclusivo LAS, sono realizzate in estruso di alluminio spazzolato effetto TITANIO.




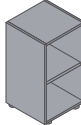
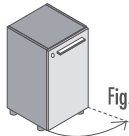
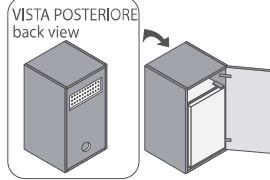
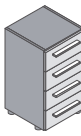
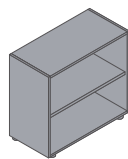
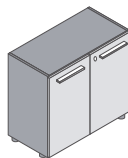
The cabinet furniture is also equipped with **tempered satinated glass doors** of 5mm thick fitted with locks.


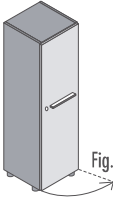
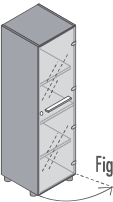
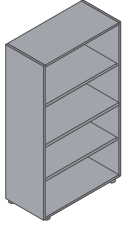
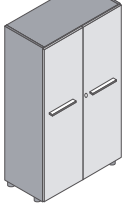

The handles, a LAS exclusive design, are made of aluminium profile TITANIUM effect.

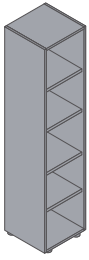
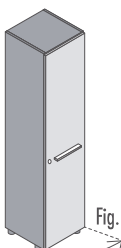
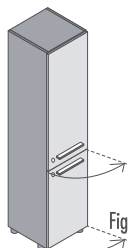
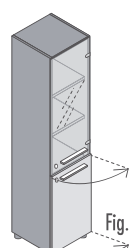
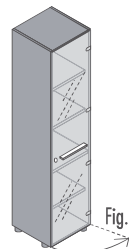


**MOBILI CONTENITORI  
BASSI, MEDI E ALTI**  
*low, medium and high cabinets*

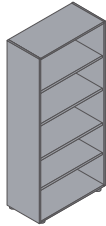
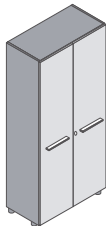

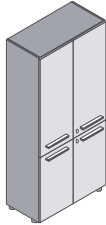
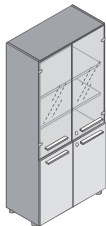
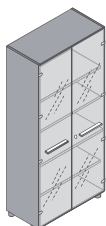


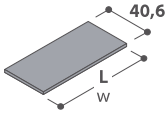
| <b>MOBILI BASSI</b><br><i>low cabinets</i>  |   | <b>COMPLETARE <i>SEMPRE</i> LA COMPOSIZIONE CON TOP + 2 FIANCHI FINALI (VEDI PAG.16)</b><br><i>to be <b>always</b> the composition with top + 2 final side panels (please see page 16)</i> |  |   |   |                               |  |   |           |           |               |            |           |           |       |            |          |           |     |            |
|---|---|--|--|---|---|-------------------------------|--|---|-----------|-----------|---------------|------------|-----------|-----------|-------|------------|----------|-----------|-----|------------|
| <b>DESCRIZIONE</b><br><i>description</i>  | <b>L</b><br><i>w</i>  | <b>CODICE</b><br><i>code</i>   | <b>KG</b><br> | <b>M<sup>3</sup></b><br> | <b>COLLI</b><br> | <b>PREZZO</b><br><i>price</i> | <b>(*) CODICE FINITURA</b><br><i>(*) finish code</i> |   |           |           |               |            |           |           |       |            |          |           |     |            |
| MOBILE BASSO A GIORNO L.45<br><i>open low cabinet w 45 cms</i><br><br><br><br>L.45 x p.44,5 x H.81,5   | L.45  | <b>118 140 (*)</b>   | 20   | 0,047   | <b>2</b>  | <b>€ 94,00</b>                |  |   |           |           |               |            |           |           |       |            |          |           |     |            |
|   | (SENZA FORI PER CERNIERE) / (without holes for hinges)  |  |  |   |   |                               | (*)  | <table border="1"> <thead> <tr> <th>STRUTTURA</th> <th>structure</th> </tr> </thead> <tbody> <tr> <td>551 ANTRACITE</td> <td>anthracite</td> </tr> </tbody> </table>  | STRUTTURA | structure | 551 ANTRACITE | anthracite |           |           |       |            |          |           |     |            |
| STRUTTURA   | structure   |  |  |   |   |                               |  |   |           |           |               |            |           |           |       |            |          |           |     |            |
| 551 ANTRACITE   | anthracite  |  |  |   |   |                               |  |   |           |           |               |            |           |           |       |            |          |           |     |            |
| MOBILE BASSO L.45 CON 1 ANTA LEGNO CON SERRATURA<br><i>low cabinet w 45 cms with 1 wooden door with lock</i><br><br> Fig.DX/right<br><br>L.45 x p.46,3 x H.81,5  | DX<br><i>right</i>  | L.45   | <b>118 141 (*)</b>   | 27  | 0,071   | <b>4</b>                      | <b>€ 182,00</b>                                      |   |           |           |               |            |           |           |       |            |          |           |     |            |
|   | SX<br><i>left</i>   | L.45   | <b>118 142 (*)</b>   |   |   |                               |  |   |           |           |               |            |           |           |       |            |          |           |     |            |
| MOBILE BASSO L.45 CON 1 ANTA LEGNO DX CON SERRATURA,<br>COMPLETO DI FRIGORIFERO DA LT. 38+ GRIGLIA DI AERAZIONE<br><i>low cabinet w 45 cms with right wooden door with lock, and refrigerator 38 liters+airing grid</i><br><br>VISTA POSTERIORE<br><i>back view</i><br><br><br>L.45 x p.46,3 x H.81,5 | DX<br><i>right</i>  | L.45   | <b>118 143 (*)</b>   | 46  | 0,185   | <b>5</b>                      | <b>€ 1.015,00</b>                                    |   |           |           |               |            |           |           |       |            |          |           |     |            |
|   | DIMENSIONI FRIGORIFERO: L.39 x p.40 x H.54,2<br><i>dimensions of refrigerator: w 39 x d 40 x h 54,2 cms</i> |  |  |   |   |                               | (*)  | <table border="1"> <thead> <tr> <th>FRONTALI</th> <th>STRUTTURA</th> <th>frants</th> <th>structure</th> </tr> </thead> <tbody> <tr> <td>571 CACAO</td> <td>ANTRACITE</td> <td>cacao</td> <td>anthracite</td> </tr> <tr> <td>589 OLMO</td> <td>ANTRACITE</td> <td>elm</td> <td>anthracite</td> </tr> </tbody> </table> | FRONTALI  | STRUTTURA | frants        | structure  | 571 CACAO | ANTRACITE | cacao | anthracite | 589 OLMO | ANTRACITE | elm | anthracite |
|   | FRONTALI  | STRUTTURA  | frants   | structure   |   |                               |  |   |           |           |               |            |           |           |       |            |          |           |     |            |
| 571 CACAO   | ANTRACITE   | cacao  | anthracite   |   |   |                               |  |   |           |           |               |            |           |           |       |            |          |           |     |            |
| 589 OLMO  | ANTRACITE   | elm  | anthracite   |   |   |                               |  |   |           |           |               |            |           |           |       |            |          |           |     |            |
|   |   |  |  |   |   |                               |  |   |           |           |               |            |           |           |       |            |          |           |     |            |
| MOBILE BASSO L.45 CON 4 CASSETTI<br><i>low cabinet w 45 cms with 4 drawers</i><br><br><br><br>L.45 x p.46,3 x H.81,5   | L.45  | <b>118 144 (*)</b>   | 31   | 0,230   | <b>1</b>  | <b>€ 402,00</b>               |  |   |           |           |               |            |           |           |       |            |          |           |     |            |
|   |   |  |  |   |   |                               |  |   |           |           |               |            |           |           |       |            |          |           |     |            |
| MOBILE BASSO A GIORNO L.90<br><i>open low cabinet w 90 cms</i><br><br><br><br>L.90 x p.44,5 x H.81,5   | L.90  | <b>118 146 (*)</b>   | 31   | 0,072   | <b>2</b>  | <b>€ 135,00</b>               |  |   |           |           |               |            |           |           |       |            |          |           |     |            |
|   | (SENZA FORI PER CERNIERE) / (without holes for hinges)  |  |  |   |   |                               | (*)  | <table border="1"> <thead> <tr> <th>STRUTTURA</th> <th>structure</th> </tr> </thead> <tbody> <tr> <td>551 ANTRACITE</td> <td>anthracite</td> </tr> </tbody> </table>  | STRUTTURA | structure | 551 ANTRACITE | anthracite |           |           |       |            |          |           |     |            |
| STRUTTURA   | structure   |  |  |   |   |                               |  |   |           |           |               |            |           |           |       |            |          |           |     |            |
| 551 ANTRACITE   | anthracite  |  |  |   |   |                               |  |   |           |           |               |            |           |           |       |            |          |           |     |            |
| MOBILE BASSO L.90 CON 2 ANTE LEGNO CON SERRATURA<br><i>low cabinet w 90 cms with 2 wooden doors with lock</i><br><br><br><br>L.90 x p.46,3 x H.81,5  | L.90  | <b>118 145 (*)</b>   | 43   | 0,107   | <b>4</b>  | <b>€ 285,00</b>               |  |   |           |           |               |            |           |           |       |            |          |           |     |            |
|   |   |  |  |   |   |                               | (*)  | <table border="1"> <thead> <tr> <th>ANTE</th> <th>STRUTTURA</th> <th>doors</th> <th>structure</th> </tr> </thead> <tbody> <tr> <td>571 CACAO</td> <td>ANTRACITE</td> <td>cacao</td> <td>anthracite</td> </tr> <tr> <td>589 OLMO</td> <td>ANTRACITE</td> <td>elm</td> <td>anthracite</td> </tr> </tbody> </table>      | ANTE      | STRUTTURA | doors         | structure  | 571 CACAO | ANTRACITE | cacao | anthracite | 589 OLMO | ANTRACITE | elm | anthracite |
|   | ANTE  | STRUTTURA  | doors  | structure   |   |                               |  |   |           |           |               |            |           |           |       |            |          |           |     |            |
| 571 CACAO   | ANTRACITE   | cacao  | anthracite   |   |   |                               |  |   |           |           |               |            |           |           |       |            |          |           |     |            |
| 589 OLMO  | ANTRACITE   | elm  | anthracite   |   |   |                               |  |   |           |           |               |            |           |           |       |            |          |           |     |            |
|   |   |  |  |   |   |                               |  |   |           |           |               |            |           |           |       |            |          |           |     |            |

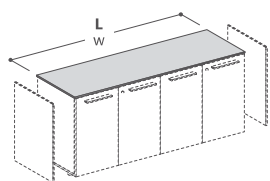
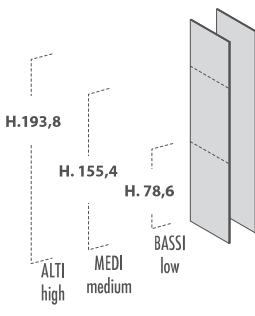
| MOBILI MEDI<br>medium cabinets   |                           | COMPLETARE <b>SEMPRE</b> LA COMPOSIZIONE CON TOP + 2 FIANCHI FINALI (VEDI PAG.16)<br>to be <b>always</b> the composition with top + 2 final side panels (please see page 16) |    |                |       |                 |  |
|--|---------------------------|--|----|----------------|-------|-----------------|--|
| DESCRIZIONE<br>description   | L<br>w                    | CODICE<br>code   | KG | M <sup>3</sup> | COLLI | PREZZO<br>price | (*) CODICE FINITURA<br>(* finish code)   |
| MOBILE MEDIO A GIORNO L.45<br>open medium cabinet w 45 cms<br>  | L.45                      | 118 149 (*)  | 36 | 0,088          | 3     | € 165,00        | (*) STRUTTURA<br>structure<br>551 ANTRACITE anthracite   |
| L.45 x p.44,5 x H.158,3  |                           |  |    |                |       |                 | (SENZA FORI PER CERNIERE) / (without holes for hinges)   |
| MOBILE MEDIO L.45 CON 1 ANTA LEGNO CON SERRATURA<br>medium cabinet w 45 cms with 1 wooden door with lock<br>    | DX<br>right<br>SX<br>left | L.45<br>118 150 (*)<br>L.45<br>118 151 (*)   | 47 | 0,134          | 5     | € 259,00        | (*) ANTA STRUTTURA<br>door structure<br>571 CACAO ANTRACITE cacao anthracite<br>589 OLMO ANTRACITE elm anthracite  |
| L.45 x p.46,3 x H.158,3  |                           |  |    |                |       |                 |  |
| MOBILE MEDIO L.45 CON 1 ANTA VETRO CON SERRATURA<br>medium cabinet w 45 cms with 1 glass door with lock<br>    | DX<br>right<br>SX<br>left | L.45<br>118 152 (*)<br>L.45<br>118 153 (*)   | 48 | 0,136          | 5     | € 343,00        | (*) STRUTTURA<br>structure<br>551 ANTRACITE anthracite   |
| L.45 x p.46,3 x H.158,3  |                           |  |    |                |       |                 | VETRO TEMPERATO SATINATO / tempered satined glass  |
| MOBILE MEDIO A GIORNO L.90<br>open medium cabinet w 90 cms<br>  | L.90                      | 118 164 (*)  | 57 | 0,135          | 3     | € 244,00        | (*) STRUTTURA<br>structure<br>551 ANTRACITE anthracite   |
| L.90 x p.44,5 x H.158,3  |                           |  |    |                |       |                 | (SENZA FORI PER CERNIERE) / (without holes for hinges)   |
| MOBILE MEDIO L.90 CON 2 ANTE LEGNO CON SERRATURA<br>medium cabinet w 90 cms with 2 wooden doors with lock<br> | L.90                      | 118 154 (*)  | 78 | 0,202          | 5     | € 417,00        | (*) ANTE STRUTTURA<br>doors structure<br>571 CACAO ANTRACITE cacao anthracite<br>589 OLMO ANTRACITE elm anthracite |
| L.90 x p.46,3 x H.158,3  |                           |  |    |                |       |                 |  |
| MOBILE MEDIO L.90 CON 2 ANTE VETRO CON SERRATURA<br>medium cabinet w 90 cms with 2 glass doors with lock<br>  | L.90                      | 118 155 (*)  | 80 | 0,227          | 6     | € 577,00        | (*) STRUTTURA<br>structure<br>551 ANTRACITE anthracite   |
| L.90 x p.46,3 x H.158,3  |                           |  |    |                |       |                 | VETRO TEMPERATO SATINATO / tempered satined glass  |

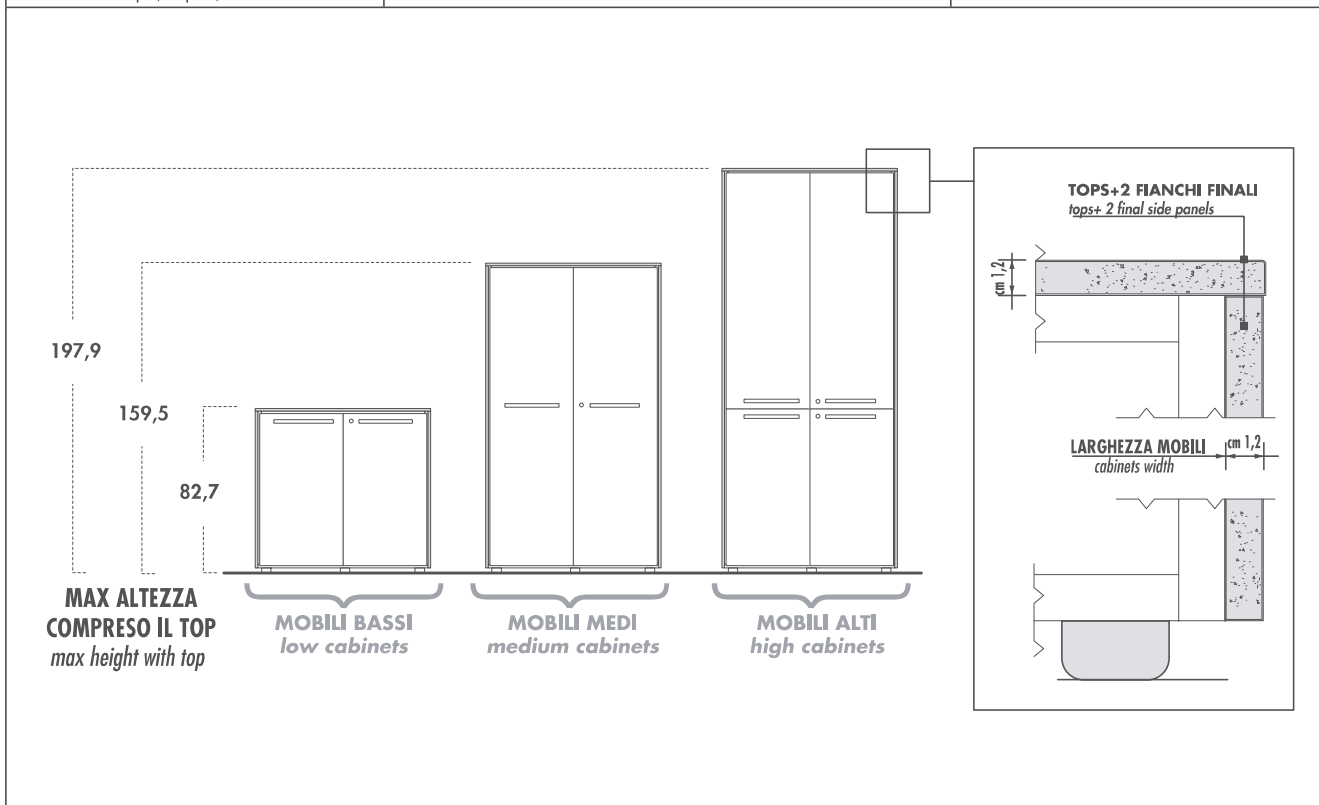
| <b>MOBILI ALTI</b><br><i>high cabinets</i>   |                    | <b>COMPLETARE SEMPRE LA COMPOSIZIONE CON TOP + 2 FIANCHI FINALI (VEDI PAG.16)</b><br><i>to be always the composition with top + 2 final side panels (please see page 16)</i> |    |                |       |                        |  |
|--|--------------------|--|----|----------------|-------|------------------------|--|
| DESCRIZIONE<br><i>description</i>  | L<br><i>w</i>      | CODICE<br><i>code</i>  | KG | M <sup>3</sup> | COLLI | PREZZO<br><i>price</i> | (*) CODICE FINITURA<br><i>(*) finish code</i>              |
| MOBILE ALTO A GIORNO L.45<br><i>open high cabinet w 45 cms</i>   |                    |  |    |                |       |                        |  |
|   | L.45               | 118 168 (*)  | 47 | 0,104          | 3     | € 199,00               |  |
| L.45 x p.44,5 x H.196,7  |                    |  |    |                |       |                        | (*) STRUTTURA<br><i>structure</i>                          |
|  |                    |  |    |                |       |                        | 551 ANTRACITE <i>anthracite</i>                            |
|  |                    |  |    |                |       |                        | (SENZA FORI PER CERNIERE) / (without holes for hinges)     |
| MOBILE ALTO L.45 CON 1 ANTA LEGNO CON SERRATURA<br><i>high cabinet w 45 cms with 1 wooden door with lock</i>   |                    |  |    |                |       |                        |  |
|   | DX<br><i>right</i> | L.45 118 156 (*)   | 60 | 0,149          | 5     | € 373,00               |  |
|  | SX<br><i>left</i>  | L.45 118 157 (*)   |    |                |       |                        |  |
| L.45 x p.46,3 x H.196,7  |                    |  |    |                |       |                        |  |
| MOBILE ALTO L.45 CON 2 ANTE LEGNO CON SERRATURA<br><i>high cabinet w 45 cms with 2 wooden doors with lock</i>  |                    |  |    |                |       |                        |  |
|   | DX<br><i>right</i> | L.45 118 158 (*)   | 63 | 0,162          | 7     | € 388,00               | (*) ANTE STRUTTURA<br><i>doors structure</i>               |
|  | SX<br><i>left</i>  | L.45 118 159 (*)   |    |                |       |                        | 571 CACAO ANTRACITE <i>cacao anthracite</i>                |
| L.45 x p.46,3 x H.196,7  |                    |  |    |                |       |                        | 589 OLMO ANTRACITE <i>elm anthracite</i>                   |
| MOBILE ALTO L.45 CON 1 ANTA LEGNO E 1 ANTA VETRO<br>CON SERRATURE<br><i>high cabinet w 45 cms with 1 wooden door and 1 glass door<br/>with locks</i> |                    |  |    |                |       |                        |  |
|   | DX<br><i>right</i> | L.45 118 160 (*)   | 63 | 0,177          | 7     | € 454,00               |  |
|  | SX<br><i>left</i>  | L.45 118 161 (*)   |    |                |       |                        |  |
| L.45 x p.46,3 x H.196,7  |                    |  |    |                |       |                        | VETRO TEMPERATO SATINATO / <i>tempered satinated glass</i> |
| MOBILE ALTO L.45 CON 1 ANTA VETRO CON SERRATURA<br><i>high cabinet w 45 cms with 1 glass door with lock</i>  |                    |  |    |                |       |                        |  |
|   | DX<br><i>right</i> | L.45 118 162 (*)   | 62 | 0,163          | 5     | € 449,00               | (*) STRUTTURA<br><i>structure</i>                          |
|  | SX<br><i>left</i>  | L.45 118 163 (*)   |    |                |       |                        | 551 ANTRACITE <i>anthracite</i>                            |
| L.45 x p.46,3 x H.196,7  |                    |  |    |                |       |                        | VETRO TEMPERATO SATINATO / <i>tempered satinated glass</i> |

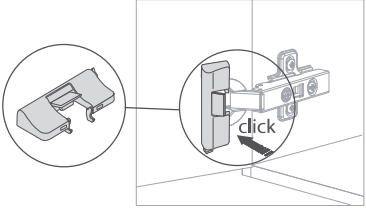
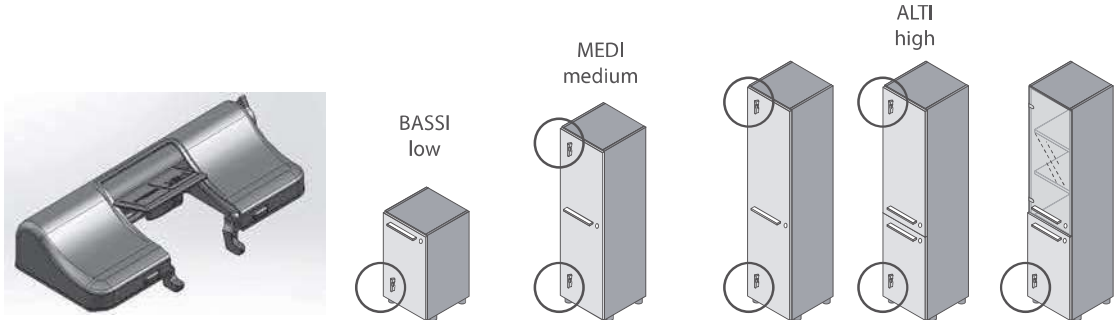


| <b>MOBILI ALTI</b><br><i>high cabinets</i>  |  | <b>COMPLETARE <i>SEMPRE</i> LA COMPOSIZIONE CON TOP + 2 FIANCHI FINALI (VEDI PAG.16)</b><br><i>to be <b>always</b> the composition with top + 2 final side panels (please see page 16)</i> |     |                |       |                        |   |
|---|--|--|-----|----------------|-------|------------------------|---|
| DESCRIZIONE<br><i>description</i>   | L<br>w   | CODICE<br><i>code</i>  | KG  | M <sup>3</sup> | COLLI | PREZZO<br><i>price</i> | (*) CODICE FINITURA<br><i>(*) finish code</i> |
| MOBILE ALTO A GIORNO L.90<br><i>open high cabinet w 90 cms</i><br><br><br><br>L.90 x p.44,5 x H.196,7  | L.90   | 118 171 (*)  | 73  | 0,162          | 3     | € 290,00               | (*)   |
|   | (SENZA FORI PER CERNIERE) / (without holes for hinges) |  |     |                |       |                        | 551   |
| MOBILE ALTO L.90 CON 2 ANTE LEGNO CON SERRATURA<br><i>high cabinet w 90 cms with 2 wooden doors with lock</i><br><br><br><br>L.90 x p.46,3 x H.196,7   | L.90   | 118 165 (*)  | 98  | 0,249          | 5     | € 560,00               | (*)   |
|   |  |  |     |                |       |                        | 571   |
| MOBILE ALTO L.90 CON 2 ANTE LEGNO CON SERRATURA<br>E 2 APPENDIABITI ESTRAIBILI<br><i>high cabinet w 90 cms with 2 wooden doors with lock and<br/>2 pull-out clothes-hanger rails</i><br><br><br><br>L.90 x p.46,3 x H.196,7 | L.90   | 118 166 (*)  | 83  | 0,213          | 5     | € 528,00               | (*)   |
|   |  |  |     |                |       |                        | 589   |
| MOBILE ALTO L.90 CON 4 ANTE LEGNO CON SERRATURE<br><i>high cabinet w 90 cms with 4 wooden doors with locks</i><br><br><br><br>L.90 x p.46,3 x H.196,7  | L.90   | 118 167 (*)  | 100 | 0,249          | 7     | € 602,00               | (*)   |
|   |  |  |     |                |       |                        | 571   |
| MOBILE ALTO L.90 CON 2 ANTE LEGNO E 2 ANTE VETRO CON SERR.<br><i>high cabinet w 90 cms with 2 wooden doors and 2 glass doors with locks</i><br><br><br><br>L.90 x p.46,3 x H.196,7   | L.90   | 118 169 (*)  | 102 | 0,290          | 8     | € 751,00               | (*)   |
|   | VETRO TEMPERATO SATINATO / tempered satined glass      |  |     |                |       |                        | 551   |
| MOBILE ALTO L.90 CON 2 ANTE VETRO CON SERRATURA<br><i>high cabinet w 90 cms with 2 glass doors with lock</i><br><br><br><br>L.90 x p.46,3 x H.196,7  | L.90   | 118 170 (*)  | 102 | 0,275          | 6     | € 757,00               | (*)   |
|   | VETRO TEMPERATO SATINATO / tempered satined glass      |  |     |                |       |                        | 551   |

| RIPIANI REGISTRABILI PER MOBILI  |        |                |    |                |       |                 |  |
|--|--------|----------------|----|----------------|-------|-----------------|--|
| adjustable shelves for cabinets  |        |                |    |                |       |                 |  |
| DESCRIZIONE<br>description   | L<br>w | CODICE<br>code | KG | M <sup>3</sup> | COLLI | PREZZO<br>price | (*) CODICE FINITURA<br>(*) finish code |
| 1 RIPIANO REGISTRABILE SUPPLEMENTARE PER MOBILI<br>1 adjustable additional shelf for cabinets<br><br><br><br>L. x p. 40,6 x H.2,5 | L.41,2 | 118 177 (*)    | 3  | 0,009          | 1     | € 14,00         | (*)                                    |
|  | L.86,2 | 118 178 (*)    | 6  | 0,018          | 1     | € 22,00         | 551 ANTRACITE anthracite               |
|  |        |                |    |                |       |                 |  |

| TOPS e FIANCHI FINALI   |  |             |    |       |   |          |                 |
|---|--|-------------|----|-------|---|----------|-----------------|
| tops and final side panels  |  |             |    |       |   |          |                 |
| TOPS<br>tops<br><br><br><br>L. x p.46,9 x H.1,2  | L.92,7   | 118 182 (*) | 5  | 0,023 | 1 | € 37,00  | (*)             |
|   | L.137,6  | 118 183 (*) | 6  | 0,032 | 1 | € 53,00  | 700 CACAO cacao |
|   | L.182,6  | 118 184 (*) | 8  | 0,041 | 1 | € 67,00  | 880 OLMO elm    |
|   | L.227,6  | 118 185 (*) | 10 | 0,046 | 1 | € 83,00  |                 |
|   | L.272,6  | 118 186 (*) | 10 | 0,060 | 1 | € 97,00  |                 |
|   | COMPLETARE SEMPRE CON FIANCHI FINALI<br>always complete with final side panels<br>ART. 188-189-190 |             |    |       |   |          |                 |
| COPPIA FIANCHI FINALI PER MOBILI BASSI, MEDI E ALTI<br>set of 2 final side panels for low, medium and high cabinets<br><br><br><br>sp.1,2 x p.46,6 x H. | H.78,6   | 118 188 (*) | 9  | 0,023 | 1 | € 59,00  | (*)             |
|   | H.155,4  | 118 189 (*) | 17 | 0,032 | 1 | € 85,00  | 700 CACAO cacao |
|   | H.193,8  | 118 190 (*) | 23 | 0,055 | 1 | € 139,00 | 880 OLMO elm    |
|   | COMPLETARE SEMPRE CON TOP<br>always complete with top<br>ART. 182-183-184-185-186                  |             |    |       |   |          |                 |



| KIT AMMORTIZZATORI (PER ANTE LEGNO)<br>dampers set (for wooden doors)   |        |                |                |                |       |                 |  |                           |
|---|--------|----------------|----------------|----------------|-------|-----------------|--|---------------------------|
| DESCRIZIONE<br>description  | L<br>w | CODICE<br>code | KG             | M <sup>3</sup> | COLLI | PREZZO<br>price | (*) CODICE FINITURA<br>(*) finish code |                           |
| KIT AMMORTIZZATORI PER ANTE LEGNO<br>dampers kit for soft-close wooden doors<br><br> |        |                |                |                |       |                 |  |                           |
|   | 1 Pz.  | 114            | <b>354 (*)</b> | 1              | 0,001 | 1               | <b>€ 8,00</b>                          |                           |
|   | 2 Pz.  | 114            | <b>355 (*)</b> | 1              | 0,001 | 1               | <b>€ 12,00</b>                         | (*)<br>000 ARGENTO silver |
|   | 3 Pz.  | 114            | <b>356 (*)</b> | 1              | 0,001 | 1               | <b>€ 16,00</b>                         |                           |
| <b>Applicazione ammortizzatore: / Damper application:</b>   |        |                |                |                |       |                 |  |                           |
|   |        |                |                |                |       |                 |  |                           |
|   |        |                |                |                |       |                 |  |                           |
|   |        |                |                |                |       |                 |  |                           |
|   |        |                |                |                |       |                 |  |                           |

**DESCRIZIONE TECNICA****SCRIVANIE**

Le scrivanie sono di 2 tipologie: con 2 fianchi oppure con allungo.

Sono costituite da piano (legno o vetro) e da struttura

I piani legno sono realizzati con pannelli di particelle di legno sp. mm 18 nobilitati in melaminico e rifiniti perimetralmente con bordo in ABS mm 2 in tinta con la superficie.

Sulla faccia inferiore dei piani e lungo il perimetro è riportata una cornice in estruso di alluminio effetto titanio di spessore mm 7.

Sono ancorati alla struttura (telaio) mediante supporti torniti in acciaio nichelato.

Sono disponibili nei colori: CACAO 70, OLMO 08.

I piani vetro sono temperati, verniciati effetto coprente, spessore mm 12, con bordi perimetrali lavorati a filo lucido piatto, disponibili nei colori: ROSSO RUBINO 74, PISTACCHIO 75, TORTORA 72.

Sono ancorati alla struttura mediante supporti torniti in acciaio inox.

La struttura è formata da telaio, fianchi, piano allungo e schiene.

Il telaio è realizzato in tubolare metallico a sezione rettangolare 50 x 25 sp. mm 1.5 trattato con vernici a polveri epossidiche colore inox.

I fianchi ed i piani allungo sono realizzati con pannelli di particelle di legno sp. mm 50 nobilitati in melaminico rifiniti perimetralmente con bordo melaminico sp. mm 0,4 e completati da cornice decorativa in alluminio spazzolato effetto titanio. Sono dotati nella parte inferiore di piedini livellatori regolabili.

I piani allungo sono dotati di top access ispezionabile realizzato in alluminio spazzolato effetto titanio.

Le schiene sono realizzate con pannelli di particelle di legno sp. mm 18 nobilitati in melaminico rifiniti perimetralmente con bordo ABS sp. mm 2.

La struttura legno è disponibile nei colori: CACAO 70, OLMO 08 in abbinamento ai colori dei piani.

La versione con allungo ha di serie una cassetiera su piedini dotata di 2 frontali ma contiene al suo interno un ulteriore cassetto che scorre su guide metalliche.

Viene fissata al fianco ed al piano dell'allungo mediante distanziali torniti in acciaio nichelato.

È disponibile nei colori: CACAO 70, OLMO 08 in abbinamento ai colori della struttura.

**TAVOLI DA SALOTTO**

Sono costituiti da piano legno e da basamento legno.

I piani legno sono realizzati con pannelli di particelle di legno sp. mm 50 nobilitati in melaminico e rifiniti perimetralmente con bordo melaminico sp. mm 0,4 e completati da cornice decorativa in alluminio spazzolato effetto titanio. Sono disponibili nei colori: CACAO 70, OLMO 08.

Il basamento legno è costituito da 2 fianchie e una schiena.

I fianchi sono realizzati con pannelli di particelle di legno sp. mm 50, la schiena mm 18, nobilitati in melaminico e rifiniti perimetralmente con bordo melaminico sp. mm 0,4 e completati da cornice decorativa in alluminio spazzolato effetto titanio. Sono dotati nella parte inferiore di piedini livellatori regolabili. Il basamento è disponibile nei colori: CACAO 70, OLMO 08.

**TAVOLO RIUNIONE RETTANGOLARE**

Costituito da piano in legno e da struttura metallica.

I piani legno sono realizzati con pannelli di particelle di legno sp. mm 18 nobilitati in melaminico e rifiniti perimetralmente con bordo in ABS mm 2 in tinta con la superficie. Sono disponibili nei colori: CACAO 70, OLMO 08.

La faccia inferiore dei piani presenta lungo il perimetro una cornice estetica in estruso di alluminio effetto titanio.

Sono ancorati alla struttura (telaio) mediante supporti torniti in acciaio NICHELATO.

La struttura è realizzata in estruso di alluminio spazzolato effetto TITANIO.

**TAVOLO RIUNIONE CIRCOLARE**

Costituito da: piano e basamento metallico.

Piano in legno realizzato con pannello di particelle di legno sp. mm 50 nobilitato in melaminico e rifinito perimetralmente con bordo in ABS mm 2 in tinta con la superficie. Disponibile nei colori: CACAO 70, OLMO 08.

Basamento metallico composto da: base circolare Ø590mm, tubo verticale e crociera superiore.

Il tubo verticale ha una sezione che parte alla base con un Ø128mm e poi sale a un Ø89mm. La crociera è realizzata con lamiera metallica sp. mm 4 dotata di asole per il fissaggio sottopiano. Il basamento è verniciato a polveri epossidiche ARGENTO.

**CASSETTIERE E MOBILI DI SERVIZIO SU RUOTE**

Le carcasse sono realizzate con pannelli di particelle di legno sp. mm 18 nobilitati in melaminico rifiniti perimetralmente con bordo melaminico sp. mm 0,4 in tinta con la superficie.

Sono disponibili nei colori: CACAO 70, OLMO 08.

I frontali hanno bordo perimetrale in ABS mm 2 in tinta con la superficie disponibili nei colori: CACAO 70, OLMO 08.

La struttura interna dei cassetti è costituita da spondine e fondo in fibra rivestiti in PVC nero che scorrono su guide metalliche con cuscinetti in nylon dotati di fine corsa in apertura e self-closing in chiusura.

Cassettiere e mobili di servizio sono dotati di serratura con chiusura centralizzata.

La struttura poggia su ruote piroettanti realizzate in nylon colore nero.

Le maniglie, di disegno esclusivo LAS, sono composte da un estruso di alluminio trattato con processo di anodizzazione effetto titanio e da 2 tappini terminali in zama stampata colore titanio.

La cassetiera su ruote ha 2 frontali ma contiene al suo interno un ulteriore cassetto che scorre su guide metalliche.

**CASSETTIERA SU PIEDINI**

La carcassa ed i frontali sono realizzati con pannelli di particelle di legno sp. mm 18 nobilitati in melaminico.

La carcassa è rifinita perimetralmente con bordo melaminico sp. mm 0,4 in tinta con la superficie, i frontali hanno bordo perimetrale in ABS mm 2 in tinta con la superficie.

La struttura interna dei cassetti è costituita da spondine e fondo in fibra rivestiti in PVC nero che scorrono su guide metalliche con cuscinetti in nylon dotati di fine corsa in apertura e self-closing in chiusura.

La cassetiera è dotata di serratura con chiusura centralizzata.

La struttura poggia su piedini regolabili in nylon colore nero verniciato opaco.



Le maniglie, di disegno esclusivo LAS, sono composte da un estruso estruso di alluminio spazzolato effetto titanio e da 2 tappini terminali in zama stampata colore titanio.

La cassettera viene alloggiata all'interno di una struttura a ponte realizzata in pannelli di particelle di legno sp. mm 50 rifiniti perimetralmente con bordo ABS mm 2 in tinta con la superficie costituita da fianchi e piano. Il fissaggio a tale struttura avviene mediante distanziali in acciaio tornito con finitura nichel.

La cassettera su piedini ha 2 frontali ma contiene al suo interno un ulteriore cassetto che scorre su guide metalliche.

La cassettera è disponibile nei colori: CACAO 70, OLMO 08.

### MONOLITICI

Sono disponibili nelle larghezze cm 124,5-183,5-242,5 ed in 3 diverse tipologie in altezza: cm 55, 100, 144.

Costituiti da: base di appoggio, carcassa, ante e frontali, tops e fianchi di finitura.

Base di appoggio: realizzata con pannelli di particelle di legno sp. mm 50 nobilitati in melaminico rifiniti perimetralmente con bordo melaminico sp. mm 0,4 e completati da cornice decorativa in alluminio spazzolato effetto titanio. Dotata nella parte inferiore di piedini livellatori regolabili.

Carcassa e schiene: realizzate con pannelli di particelle di legno sp. mm 18 nobilitati in melaminico rifiniti perimetralmente con bordo melaminico sp. mm 0,4 in tinta con la superficie.

Ante e Frontali: realizzati con pannelli di particelle di legno sp. mm 18 nobilitati in melaminico rifiniti perimetralmente con bordo Abs sp. mm 2 in tinta con la superficie.

Le ante vetro sono satinata sp. mm 4 dotate di serratura e delimitate da telaio in estruso di alluminio spazzolato effetto titanio.

Le maniglie, di disegno esclusivo LAS, sono composte da un estruso di alluminio spazzolato effetto titanio e da 2 tappini terminali in zama stampata colore titanio.

Tops e Fianchi di finitura: realizzati con pannelli di particelle di legno sp. mm 12 nobilitati in melaminico e rifiniti perimetralmente con bordo ABS mm 2 in tinta con la superficie.

I monolitici sono disponibili nei colori: CACAO 70, OLMO 08.

### MOBILI CONTENITORI BASSI, MEDI E ALTI:

**Struttura** costituita da: base, cappello, due fianchi e schiena (da sp. mm 18 inserita in fresata).

E' realizzata con pannelli di particelle legno sp. mm 18 nobilitati in melaminico, disponibili nel colore : ANTRACITE 55, rifiniti perimetralmente con bordo melaminico mm 0,4. Sulla base sono inseriti piedini regolabili in altezza, in nylon nero ( 4 su mobili L.45, 5 su mobili L.90), con campo di regolazione di mm 15.

**Ripiani** realizzati con pannelli di particelle legno sp. mm 25 nobilitato in melaminico , disponibile nel colore: ANTRACITE 55, rifiniti perimetralmente con bordo melaminico mm 0,4 in tinta con la superficie. Sono dotati di ferramenta a scomparsa, posizionabili in altezza con passo di 32mm.

**I frontali e le ante** sono realizzati con pannello di particelle di legno sp. mm 18 nobilitato melaminico e disponibili nei colori: CACAO 70, OLMO 08. I bordi perimetrali sono in ABS mm 2 in tinta con la superficie. Le cerniere sono del tipo ad ala metallica con apertura a 110°, complete di basi, con regolazione 3D.

Le cerniere delle ante legno possono essere accessoriate con kit ammortizzatori, forniti a parte, per una chiusura soft-close.

Le ante vetro sono senza telaio, con vetro temperato satinato sp. mm 5, con serratura.

Le ante legno basse e medie sono dotate di serratura a paletto, le ante alte sono dotate di serratura ad aste rotanti con 2 punti di chiusura.

Tutte le ante con serratura hanno il cilindro estraibile e sono fornite con doppia chiave pieghevole anti-infortunistica.

Le maniglie, di disegno esclusivo LAS, sono composte da un estruso di alluminio spazzolato effetto titanio e da 2 tappini terminali in zama stampata colore titanio.

**Le composizioni dei mobili contenitori sono da completare sempre con tops e fianchi di finitura (forniti a parte).**

### TOP E FIANCHI DI FINITURA

I tops sono realizzati con pannelli di particelle di legno sp. mm 12 nobilitati in melaminico nei colori: CACAO 70, OLMO 08. I bordi perimetrali sono in ABS mm 2 in tinta con la superficie.

### IMBALLO

Tutti i componenti sono forniti smontati ed imballati con involucro pieghevole in cartone triplo, listelli di protezione perimetrale e per i riempimenti ove occorre. Gli angoli sono protetti , ove occorre, con paraspigoli anti-urto. La chiusura dell'imballo avviene mediante nastro adesivo e reggetta in nylon termosaldato.

Le cassettere sono fornite montate, protette sui lati con angolari in polistirolo ed imballate con foglia di polietilene termoretraibile.

| CARATTERISTICHE FISICO-MECCANICHE DEI PANNELLI DI PARTICELLE DI LEGNO DI SPESSORE mm 18 NOBILITATI IN MELAMINICO: |                                      |                           |
|---|--------------------------------------|---------------------------|
| DESCRIZIONE   | VALORE MINIMO                        | NORMA DI RIFERIMENTO      |
| Massa volumica  | 650 Kg / m <sup>3</sup> ± 10%        | UNI EN 323 :1994          |
| Umidità relativa  | 5 - 13%                              | UNI EN 322 :1994          |
| Tolleranza spessore   | ± 0,3 mm                             | UNI EN 324-1/1994         |
| Rigonfiamento a 24 ore  | 15%                                  | UNI EN 317 :1994          |
| Distacco strati esterni   | 0,8 Mpa                              | UNI EN 311 :2003          |
| Flessione statica   | 16 Mpa                               | UNI EN 310 :1994          |
| Modulo di elasticità  | 1600 Mpa                             | UNI EN 310 :1994          |
| Estrazione viti sui bordi   | > 400 N                              | UNI EN 320 :1994          |
| Contenuto di formaldeide  | ≤ a 3,5 mg H2CO (m <sup>2</sup> x h) | UNI EN ISO 12460 - 3:2015 |

Emesso da Ufficio Tecnico  
LAS MOBILI  
Data ultima revisione:  
GENNAIO 2020

## TECHNICAL DESCRIPTION

### DESKS

2 models available: with 2 sides or with extendable top.

They are made of a wooden or glass tops and the structure

The wooden desk tops are made in 18mm thick particleboards panels finished in melamine and edged in 2mm thick ABS in the same colour as the surface.

On the lower underside of the shelves and along the outside there is a frame in extruded aluminium titanium effect 7 mm thick.

They are anchored to the frame by circular supports in nickel-plated steel.

Available in: CACAO 70, ELM 08.

The glass desk tops are tempered, varnished with coating effect, are 12mm thick with outer edges in matt polish, available in the following colours: RUBY RED 74, PISTACHIO 75, GREY BEIGE 72.

They are anchored to the frame by circular supports in stainless steel.

The structure consists of frame, sides, extended worktop and backs.

The frame is in rectangular metal tubular steel 50x25 1.5 mm thick treated with stainless steel coloured epoxy powder paints.

The sides and the extendable worktops are in 50mm thick particleboards panels finished in melamine and edged with 0.4 mm thick melamine, completed by decorative frame in brushed titanium effect aluminium. The lower part has adjustable levelling feet.

The extendable shelves have an accessible see-through top in brushed titanium effect aluminium.

The backs are in 18 mm thick particleboards panels finished in melamine edged in 2mm thick ABS.

The wooden structure is available in the following colours: CACAO 70, ELM 08 to match with the colours of the shelves. The model with extendable top comes with a standard drawer unit on feet with 2 fronts but contains a further drawer which slides on metal guides.

It is fixed to the side and to the extendable worktop through circular spacers in nickel-plated steel.

Available in: CACAO 70, ELM 08 to match with the colours of the structure.

### COFFEE TABLES

They consist of a wooden top and a wooden basement.

The wooden tops are made with 50mm thick particleboards panels finished in melamine and edged with 0.4 mm thick melamine, completed by decorative frame in brushed titanium effect aluminium. Available in: CACAO 70, ELM 08.

The wooden basement consist of two side panels and 1 back panel.

The sides are in 50mm thick (18mm thick for back panel) particleboards panels finished in melamine and edged with 0.4 mm thick melamine, completed by decorative frame in brushed titanium effect aluminium. The lower part has adjustable levelling feet.

The wooden basement is available in: CACAO 70, ELM 08.

### RECTANGULAR MEETING TABLE

It consist of a wooden top and a metal structure.

The wooden tops are made with 18mm thick particleboards panels finished in melamine and edged with 2mm thick ABS in the same colour as the surface. Available in: CACAO 70, ELM 08.

The lower underside of the shelves has an aesthetic frame along the outside in titanium effect brushed extruded aluminium.

They are anchored to the frame by circular supports in nickel-plated steel.

The structure is made in brushed TITANIUM effect extruded aluminium.

### CIRCULAR MEETING TABLE WITH COLUMN BASE

Composed of: top and column base.

The wooden top is made in 50mm thick particleboards panels finished in melamine edged with 2 mm thick ABS in the same colour as the surface. Available in: CACAO 70, ELM 08.

Metal base composed of: circular base Ø590mm, vertical column and upper plate.

The column is made with a tube that has a section that starts at the base with a Ø128mm and then rises to a Ø 89mm. The top plate is made of sheet metal sp. 4 mm with holes for fixing undertop. The metal base is painted with epoxy powder in colour SILVER.

### PEDESTAL AND DESK EXTENSION ON WHEELS

The structures are made in 18 mm thick particleboards panels finished in melamine edged with 0.4 mm melamine in the same colour as the surface.

Available in: CACAO 70, ELM 08.

The front parts have an outer edge in 2 mm ABS to match the colour of the surfaces available in the following colours: CACAO 70, ELM 08.

The internal structure of the drawers is made of edges and bottom in fibre coated in black PVC which slides on metal guides with nylon bearings with limit switch in opening and self-closing on closure.

Pedestal and desk extension are fitted with central locking system.

The structure rests on pirouetting wheels in black nylon.

The handles, of exclusive LAS design, are composed of extruded aluminium treated with an anodizing titanium effect process and 2 end caps in printed titanium coloured zamak.

The pedestal on wheels has 2 fronts but inside it contains a further drawer which slides on metal guides.

### PEDESTAL ON ADJUSTABLE FEET

The structure and fronts are made in 18 mm thick particleboards panels.

The structure is finished in melamine edged with 0.4 mm thick melamine in the same colour as the surface.

The front parts have an outer edge in 2 mm ABS to match the colour of the surfaces.

The internal structure of the drawers is made of edges and bottom in fibre coated in black PVC which slides on metal guides with nylon bearings with limit switch in opening and self-closing on closure.

The pedestal are fitted with central locking system.

The structure rests on adjustable nylon feet in black matt varnish.

The handles, of exclusive LAS design, are composed of an extruded aluminium brushed with titanium effect and 2 end caps in printed titanium coloured zamak.

The pedestal on feet is lodged inside a bridge structure realized in 50 mm thick particleboards panels edged with 2 mm ABS to match the

colour with the surface composed of sides and shelf. This structure is fixed through circular steel spacers with nickel-plated finish. The drawer unit on feet has 2 fronts but inside it contains a further drawer which slides on metal guides. The pedestal is available in: CACAO 70, ELM 08.

**MONOLITH CABINETS**

Available in widths of 124,5- 183,5- 242,5 cm and in 3 different heights: 55, 100, 144cm.

Composed of: support base, shell, door and fronts, tops and sides to finish.

Support base : made in 50mm thick particleboards panels finished in melamine refined edged with 0.4 mm thick melamine and completed by a decorative frame in brushed titanium effect aluminium. The lower part has adjustable levelling feet.

Structure and back panels: made in 18mm thick particleboards panels finished in melamine edged with 0.4 mm thick melamine in the same colour as the surface.

Doors and fronts: made in 18mm thick particleboards panels finished in melamine edged with 2 mm thick ABS in the same colour as the surface.

The glass doors are satin finished, 4mm thick, fitted with lock and finished by frame in extruded aluminium with brushed titanium effect.

The handles, of exclusive LAS design, are composed of an extruded aluminium brushed titanium effect and 2 end caps in titanium coloured printed zamak.

Tops and final side panels: made in 12 mm thick particleboards panels finished in melamine edged with 2mm thick ABS in the same colour as the surface.

The furniture is available in the following colours: CACAO 70, ELM 08.

**LOW, MEDIUM AND HIGH CABINETS:**

**Structure** consists of: base, upper panel, two side panels and back (of 18mm thick inserted into milled).

Structure made of 18 mm thick particleboards faced with melamine, available in colour : ANTHRACITE 55, edge in 0.4 mm melamine. Height-adjustable feet in black nylon fixed under the base (4 for cabinets w 45 cms, 5 for cabinets w 90 cms), with adjustment range of 15 mm.

**The shelves** are made of 25 mm thick particleboards faced with melamine, available in colour : ANTHRACITE 55. The edge surround is made of 0,4 mm melamine to match the surface.

They are equipped with concealed hardware and can be fixed at height pitch of 32mm.

**The fronts and doors** are made from 18 mm thick particleboards faced with melamine and available in colours: CACAO 70, ELM 08. The edge is made of 2 mm ABS to match the surface. The hinges have a metal arm with 110 ° opening, complete with bases, with 3D adjustment.

The hinges of wooden doors can be equipped with dampers kit, supplied separately, for a soft-close.

The glass doors are without frame, with 5 mm thick tempered satined glass, with lock.

All doors with locks have removable cylinder and are equipped with double folding key (accident prevention).

The low and medium sized wooden doors are fitted with a bolt lock, the high doors are fitted with rotating rod lock with 2 closing points.

The handles, of exclusive LAS design, are composed of an extruded aluminium brushed titanium effect and 2 end caps in titanium coloured printed zamak.

**The compositions of the storage unit furniture are always to be completed with tops and sides to finish (provided apart).**

**TOPS AND FINAL SIDE PANELS**

The tops are produced with 12 mm particleboards panels finished in melamine in the following colours: CACAO 70, ELM 08. The side edges are in 2 mm ABS to match the surface.

**PACKAGING**

All the components are disassembled and packed when supplied, and have paper triple type folding packaging, fillets for the perimetrical protection and for the fillings up, where needed . The corners are protected, where needed, through shock resistant edges protector. The packing closure occurs through sticky tape and welded nylon strap.

Pedestals are assembled, when supplied, protected through polystyrene angle bars on the sides and packed using thermo-retractable polyethylene leave when provided.

| PHYSICAL-MECHANICAL CHARACTERISTICS OF 18 MM THICK PARTICLEBOARD PANELS, MELAMINE-FACED: |                                      |                           |
|--|--------------------------------------|---------------------------|
| DESCRIPTION  | MINIMUM VALUE                        | STANDARD NUMBERS          |
| Volume Mass  | 650 Kg / m <sup>3</sup> ± 10%        | UNI EN 323 :1994          |
| Relative Humidity  | 5 - 13%                              | UNI EN 322 :1994          |
| Thickness Allowance  | ± 0,3 mm                             | UNI EN 324-1/1994         |
| 24 hour Swelling   | 15%                                  | UNI EN 317 :1994          |
| External Surfaces Detachment   | 0,8 Mpa                              | UNI EN 311 :2003          |
| Static Flexure   | 16 Mpa                               | UNI EN 310 :1994          |
| Elastic Modulus  | 1600 Mpa                             | UNI EN 310 :1994          |
| Edge Screws Extraction   | > 400 N                              | UNI EN 320 :1994          |
| Formaldehyde Content   | ≤ a 3,5 mg H2CO (m <sup>2</sup> x h) | UNI EN ISO 12460 - 3:2015 |

Released by the Technical Office  
of LAS MOBILI  
last revision date:  
JANUARY 2020

\* = INDICARE IL CODICE FINITURA  
 = complete with finish code

| CODICE<br>code   | DESCRIZIONE<br>description   | PAG.<br>page | PREZZO<br>price |
|------------------|--|--------------|-----------------|
| <b>114 354</b> * | KIT 1 AMMORTIZZATORE PER ANTE LEGNO<br>kit 1 damper for soft-close wooden doors  | 17           | € 8,00          |
| <b>114 355</b> * | KIT 2 AMMORTIZZATORI PER ANTE LEGNO<br>kit 2 dampers for soft-close wooden doors   | 17           | € 12,00         |
| <b>114 356</b> * | KIT 3 AMMORTIZZATORI PER ANTE LEGNO<br>kit 3 dampers for soft-close wooden doors   | 17           | € 16,00         |
| <b>118 140</b> * |  |              |                 |
|                  | MOBILE BASSO A GIORNO L.45<br>open low cabinet w 45 cms  | 12           | € 94,00         |
| <b>118 141</b> * | MOBILE BASSO L.45 CON ANTA DX + SERR.<br>low cabinet w 45 cms with right wooden door + lock  | 12           | € 182,00        |
| <b>118 142</b> * | MOBILE BASSO L.45 CON ANTA SX + SERR.<br>low cabinet w 45 cms with left wooden door + lock   | 12           | € 182,00        |
| <b>118 143</b> * | MOBILE BASSO L.45 CON 1 ANTA LEGNO DX + SERR.+FRIGORIFERO DA Lt.38 + GRIGLIA DI AERAZIONE<br>low cabinet w 45 cms with 1 right wooden door + refrigerator 38 liters + airing grill | 12           | € 1.015,00      |
| <b>118 144</b> * | MOBILE BASSO 4 CASSETTI L.45<br>low cabinet 4 drawers w 45 cms   | 12           | € 402,00        |
| <b>118 145</b> * | MOBILE BASSO L.90 CON ANTE + SERR.<br>low cabinet w 90 cms with wooden doors + lock  | 12           | € 285,00        |
| <b>118 146</b> * | MOBILE BASSO A GIORNO L.90<br>open low cabinet w 90 cms  | 12           | € 135,00        |
| <b>118 149</b> * | MOBILE MEDIO A GIORNO L.45<br>open medium cabinet w 45 cms   | 13           | € 165,00        |
| <b>118 150</b> * | MOBILE MEDIO L.45 CON ANTA DX + SERR.<br>Medium cabinet w 45 cms with right wooden door + lock   | 13           | € 259,00        |
| <b>118 151</b> * | MOBILE MEDIO L.45 CON ANTA SX + SERR.<br>Medium cabinet w 45 cms with left wooden door + lock  | 13           | € 259,00        |
| <b>118 152</b> * | MOBILE MEDIO L.45 CON ANTA VETRO DX + SERR.<br>Medium cabinet w 45 cms with right glass door + lock  | 13           | € 343,00        |
| <b>118 153</b> * | MOBILE MEDIO L.45 CON ANTA VETRO SX + SERR.<br>Medium cabinet w 45 cms with left glass door + lock   | 13           | € 343,00        |
| <b>118 154</b> * | MOBILE MEDIO L.90 CON ANTE + SERR.<br>Medium cabinet w 90 cms with wooden doors + lock   | 13           | € 417,00        |
| <b>118 155</b> * | MOBILE MEDIO L.90 CON ANTE VETRO + SERR.<br>Medium cabinet w 90 cms with glass doors + lock  | 13           | € 577,00        |
| <b>118 156</b> * | MOBILE ALTO L.45 CON 1 ANTA DX + SERR.<br>high cabinet w 45 cms with 1 right wooden door + lock  | 14           | € 373,00        |
| <b>118 157</b> * | MOBILE ALTO L.45 CON 1 ANTA SX + SERR.<br>high cabinet w 45 cms with 1 left wooden door + lock   | 14           | € 373,00        |
| <b>118 158</b> * | MOBILE ALTO L.45 CON 2 ANTE LEGNO DX + SERR.<br>high cabinet w 45 cms with 2 right wooden doors + lock   | 14           | € 388,00        |
| <b>118 159</b> * | MOBILE ALTO L.45 CON 2 ANTE LEGNO SX + SERR.<br>high cabinet w 45 cms with 2 left wooden doors + lock  | 14           | € 388,00        |
| <b>118 160</b> * | MOBILE ALTO L.45 CON 1 ANTA BASSA LEGNO DX + 1 ANTA VETRO SUPERIORE DX CON SERR.<br>high cabinet w 45 cms with 1 right wooden door with lock + 1 upper right glass door with lock  | 14           | € 454,00        |
| <b>118 161</b> * | MOBILE ALTO L.45 CON 1 ANTA BASSA LEGNO SX + 1 ANTA VETRO SUPERIORE SX CON SERR.<br>high cabinet w 45 cms with 1 left wooden door with lock + 1 upper left glass door with lock    | 14           | € 454,00        |
| <b>118 162</b> * | MOBILE ALTO L.45 CON 1 ANTA VETRO DX + SERR.<br>high cabinet w 45 cms with 1 right glass door + lock   | 14           | € 449,00        |
| <b>118 163</b> * | MOBILE ALTO L.45 CON 1 ANTA VETRO SX + SERR.<br>high cabinet w 45 cms with 1 left glass door + lock  | 14           | € 449,00        |
| <b>118 164</b> * | MOBILE MEDIO A GIORNO L.90<br>open medium cabinet w 90 cms   | 13           | € 244,00        |
| <b>118 165</b> * | MOBILE ALTO L.90 CON 2 ANTE LEGNO + SERR.<br>high cabinet w 90 cms with 2 wooden doors + lock  | 15           | € 560,00        |
| <b>118 166</b> * | MOBILE ALTO L.90 CON PORTA-ABITI + SERR.<br>high cabinet w 90 cms with wardrobe + lock   | 15           | € 528,00        |
| <b>118 167</b> * | MOBILE ALTO L.90 CON 4 ANTE LEGNO + SERR.<br>high cabinet w 90 cms with 4 wooden doors + lock  | 15           | € 602,00        |

\* = INDICARE IL CODICE FINITURA  
= complete with finish code

| CODICE code | DESCRIZIONE description   | PAG. page | PREZZO price |
|-------------|---|-----------|--------------|
| 118 168 *   | MOBILE ALTO A GIORNO L.45<br>open high cabinet w 45 cms   | 14        | € 199,00     |
| 118 169 *   | MOBILE ALTO L.90 CON 2 ANTE BASSE LEGNO CON SERR. + 2 ANTE VETRO SUPERIORI CON SERR.<br>high cabinet w 90 cms with 2 wooden doors with lock + 2 upper glass doors with lock | 15        | € 751,00     |
| 118 170 *   | MOBILE ALTO L.90 CON 2 ANTE VETRO + SERR.<br>high cabinet w 90 cms with 2 glass doors + lock  | 15        | € 757,00     |
| 118 171 *   | MOBILE ALTO A GIORNO L.90<br>open high cabinet w 90 cms   | 15        | € 290,00     |
| 118 177 *   | RIPIANO REGISTRABILE SUPPLEMENTARE PER MOBILI L.45<br>adjustable additional shelf for cabinet w 45 cms  | 16        | € 14,00      |
| 118 178 *   | RIPIANO REGISTRABILE SUPPLEMENTARE PER MOBILI L.90<br>adjustable additional shelf for cabinet w 90 cms  | 16        | € 22,00      |
| 118 182 *   | TOP L.92,7<br>top w 92,7 cms  | 16        | € 37,00      |
| 118 183 *   | TOP L.137,6<br>top w 137,6 cms  | 16        | € 53,00      |
| 118 184 *   | TOP L.182,6<br>top w 182,6 cms  | 16        | € 67,00      |
| 118 185 *   | TOP L.227,6<br>top w 227,6 cms  | 16        | € 83,00      |
| 118 186 *   | TOP L.272,6<br>top w 272,6 cms  | 16        | € 97,00      |
| 118 188 *   | COPPIA FIANCHI FINALI BASSI<br>set of 2 low final side-panels   | 16        | € 59,00      |
| 118 189 *   | COPPIA FIANCHI FINALI MEDI<br>set of 2 medium final side-panels   | 16        | € 85,00      |
| 118 190 *   | COPPIA FIANCHI FINALI ALTI<br>set of 2 high final side-panels   | 16        | € 139,00     |
| 118 850 *   | CASSETTIERA SU RUOTE CON 2 CASSETTI ESTERNI CON SERRATURA + 1 CASSETTO INTERNO<br>pedestal on wheels with 2 external drawers with lock + 1 inside drawer                    | 8         | € 341,00     |
| 118 851 *   | MOBILE DI SERVIZIO SU RUOTE L.173 CON SERRATURA<br>desk extension on wheels w 173 cms with lock   | 8         | € 507,00     |
| 118 852 *   | CASSETTIERA SU PIEDINI L.122 CON SERRATURA<br>pedestal on adjustable feet w 122 cms with lock   | 8         | € 767,00     |
| 118 858 *   | MONOLITICO L.183,5 x H.100<br>monolith cabinet w 183,5 x h 100 cms  | 9         | € 1.646,00   |
| 118 859 *   | MONOLITICO L.124,5 x H.144<br>monolith cabinet w 124,5 x h 144 cms  | 10        | € 1.890,00   |
| 118 865 *   | MONOLITICO L.124,5 x H.55<br>monolith cabinet w 124,5 x h 55 cms  | 9         | € 828,00     |
| 118 866 *   | MONOLITICO L.183,5 x H.55<br>monolith cabinet w 183,5 x h 55 cms  | 9         | € 1.089,00   |
| 118 867 *   | MONOLITICO L.124,5 x H.100<br>monolith cabinet w 124,5 x h 100 cms  | 9         | € 1.222,00   |
| 118 870 *   | MONOLITICO L.183,5 x H.144<br>monolith cabinet w 183,5 x h 144 cms  | 10        | € 2.244,00   |
| 118 871 *   | MONOLITICO L.242,6 x H.144<br>monolith cabinet w 242,6 x h 144 cms  | 10        | € 2.511,00   |
| 118 896 *   | TAVOLO DA SALOTTO L.80<br>coffee table w 80 cms   | 7         | € 348,00     |
| 118 897 *   | TAVOLO DA SALOTTO L.120<br>coffee table w 120 cms   | 7         | € 421,00     |
| 118 920 *   | SCRIVANIA DIREZIONALE L.180<br>executive desk w 180 cms   | 5         | € 1.161,00   |
| 118 921 *   | ALLUNGO COMPLANARE DX O SX L.100<br>right or left coplanar extension w 100 cms  | 5         | € 618,00     |
| 118 930 *   | SCRIVANIA DIREZIONALE L.220 CON ALLUNGO DX (CON TOP ACCESS)<br>executive desk w 220 cms with right extension (with top access)  | 5         | € 2.345,00   |
| 118 931 *   | SCRIVANIA DIREZIONALE L.240 CON ALLUNGO DX (CON TOP ACCESS)<br>executive desk w 240 cms with right extension (with top access)  | 5         | € 2.379,00   |
| 118 932 *   | SCRIVANIA DIREZIONALE L.220 CON ALLUNGO SX (CON TOP ACCESS)<br>executive desk w 220 cms with left extension (with top access)   | 5         | € 2.345,00   |

\* = INDICARE IL CODICE FINITURA  
= complete with finish code

| CODICE<br>code | DESCRIZIONE<br>description  | PAG.<br>page | PREZZO<br>price |
|----------------|---|--------------|-----------------|
| 118 933 *      | SCRIVANIA DIREZIONALE L.240 CON ALLUNGO SX (CON TOP ACCESS)<br>executive desk w 240 cms with left extension (with top access)                         | 5            | € 2.379,00      |
| 118 940 *      | SCRIVANIA DIREZIONALE L.200<br>executive desk w 200 cms   | 5            | € 1.196,00      |
| 118 942 *      | SCRIVANIA DIREZIONALE L.220<br>executive desk w 220 cms   | 5            | € 1.270,00      |
| 118 945 *      | SCRIVANIA DIREZIONALE L.220 CON PIANO IN VETRO E ALLUNGO DX (CON TOP ACCESS)<br>executive desk w 220 cms with right extension (with top access)       | 6            | € 2.865,00      |
| 118 946 *      | SCRIVANIA DIREZIONALE L.240 CON PIANO IN VETRO E ALLUNGO DX (CON TOP ACCESS)<br>executive desk w 240 cms with right extension (with top access)       | 6            | € 2.925,00      |
| 118 947 *      | SCRIVANIA DIREZIONALE L.220 CON PIANO IN VETRO E ALLUNGO SX (CON TOP ACCESS)<br>executive desk w 220 cms with left extension (with top access)        | 6            | € 2.865,00      |
| 118 948 *      | SCRIVANIA DIREZIONALE L.240 CON PIANO IN VETRO E ALLUNGO SX (CON TOP ACCESS)<br>executive desk w 240 cms with left extension (with top access)        | 6            | € 2.925,00      |
| 118 955 *      | TAVOLO RIUNIONE CIRCOLARE Ø120<br>circular meeting table Ø120 cms   | 7            | € 662,00        |
| 118 959 *      | SCRIVANIA DIREZIONALE L.220 CON ALLUNGO DX (CON TOP ACCESS)<br>executive desk w 220 cms with right extension (with top access)                        | 5            | € 2.260,00      |
| 118 961 *      | SCRIVANIA DIREZIONALE L.240 CON ALLUNGO DX (CON TOP ACCESS)<br>executive desk w 240 cms with right extension (with top access)                        | 5            | € 2.294,00      |
| 118 964 *      | SCRIVANIA DIREZIONALE L.220 CON ALLUNGO SX (CON TOP ACCESS)<br>executive desk w 220 cms with left extension (with top access)                         | 5            | € 2.260,00      |
| 118 966 *      | SCRIVANIA DIREZIONALE L.240 CON ALLUNGO SX (CON TOP ACCESS)<br>executive desk w 240 cms with left extension (with top access)                         | 5            | € 2.294,00      |
| 118 969 *      | PENISOLA FRONTALE<br>front terminal   | 5            | € 683,00        |
| 118 970 *      | SCRIVANIA DIREZIONALE L.200 CON PIANO IN VETRO<br>executive glass desk w 200 cms  | 6            | € 1.716,00      |
| 118 971 *      | SCRIVANIA DIREZIONALE L.220 CON PIANO IN VETRO<br>executive glass desk w 220 cms  | 6            | € 1.816,00      |
| 118 982 *      | SCRIVANIA DIREZIONALE L.220 CON PIANO IN VETRO E ALLUNGO DX (CON TOP ACCESS)<br>executive glass desk w 220 cms with right extension (with top access) | 6            | € 2.780,00      |
| 118 983 *      | SCRIVANIA DIREZIONALE L.240 CON PIANO IN VETRO E ALLUNGO DX (CON TOP ACCESS)<br>executive glass desk w 240 cms with right extension (with top access) | 6            | € 2.840,00      |
| 118 985 *      | SCRIVANIA DIREZIONALE L.220 CON PIANO IN VETRO E ALLUNGO SX (CON TOP ACCESS)<br>executive glass desk w 220 cms with left extension (with top access)  | 6            | € 2.780,00      |
| 118 986 *      | SCRIVANIA DIREZIONALE L.240 CON PIANO IN VETRO E ALLUNGO SX (CON TOP ACCESS)<br>executive glass desk w 240 cms with left extension (with top access)  | 6            | € 2.840,00      |
| 118 992 *      | TAVOLO RIUNIONE RETTANGOLARE L.240<br>rectangular meeting table w 240 cms   | 7            | € 1.488,00      |

# ÉNOSI EVO

Design  
NIKOLAS CHACHAMIS

Engineering  
C.S.R. LAS MOBILI

ÉNOSI EVO

Conforme al DLGS 81/2008 (già 626/'94)  
apply to RULE 81/2008 (626/'94)

## IMPORTANTE / it's very important

SULL'ORDINE INDICARE SEMPRE IL CODICE COMPLETO A 9 CIFRE  
always indicate on the order the complete 9-digit code

ESEMPIO: PER ORDINARE 1 SCRIVANIA **ART.304** BIANCO BR, INDICARE IL CODICE = **156** **304** **400**  
example: to order 1 DESK **ART.304** BR,WHITE indicate the code =

DECODIFICA → MODELLO ARTICOLO CODICE FINITURA (\*)  
decoding → model art.cdc. finish code (\*)



Certif. n°07-08/2019

In vigore dal:  
Valid from:  
01/01/2018

Valido fino a nuova emissione  
Valid until new emission

## SOMMARIO / summary

|  |           |
|--|-----------|
| <b>CARTELLA COLORI</b> .....   | <b>3</b>  |
| <i>colours samples card</i>  |           |
| <b>SCRIVANIE DIREZIONALI E ALLUNGO</b> .....                                 | <b>5</b>  |
| <i>executive desks and extension</i>   |           |
| <b>SCRIVANIE DIREZIONALI CON PIANO IN VETRO TEMPERATO RETROLACCATO</b> ..... | <b>6</b>  |
| <i>executive desks with tempered rear-lacquered glass top</i>                |           |
| <b>MODESTY PANELS</b> .....  | <b>7</b>  |
| <i>modesty panels</i>  |           |
| <b>TAVOLI RIUNIONE</b> .....   | <b>8</b>  |
| <i>meeting tables</i>  |           |
| <b>TAVOLI RIUNIONE CON PIANO IN VETRO TEMPERATO RETROLACCATO</b> .....       | <b>10</b> |
| <i>meeting tables with tempered rear-lacquered glass top</i>                 |           |
| <b>MOBILI DI SERVIZIO SU PIEDINI</b> .....                                   | <b>12</b> |
| <i>service units on adjustable feet</i>                                      |           |
| <b>CASSETTIERE E MOBILI DI SERVIZIO SU RUOTE</b> .....                       | <b>13</b> |
| <i>pedestals and service units on wheels</i>                                 |           |
| <b>"BUSSOLOTTI" COMPONIBILI IN LARGHEZZA E ALTEZZA</b> .....                 | <b>14</b> |
| <i>modular units</i>   |           |
| <b>BASI, FIANCHI FINALI E TOP PER BUSSOLOTTI</b> .....                       | <b>15</b> |
| <i>bases, final side panels and top for modular units</i>                    |           |
| <b>MOBILI BASSI</b> .....  | <b>16</b> |
| <i>low cabinets</i>  |           |
| <b>MOBILI MEDI</b> .....   | <b>17</b> |
| <i>medium cabinets</i>   |           |
| <b>MOBILI ALTI</b> .....   | <b>18</b> |
| <i>high cabinets</i>   |           |
| <b>BASI, TOPS E FIANCHI FINALI</b> .....                                     | <b>21</b> |
| <i>bases, tops and final side panels</i>                                     |           |
| <b>COMPOSIZIONI</b> .....  | <b>22</b> |
| <i>typicals</i>  |           |
| <b>DESCRIZIONE TECNICA</b> .....   | <b>23</b> |
| <b>TECHNICAL DESCRIPTION</b> .....   | <b>24</b> |
| <b>INDICE DEI CODICI</b> .....   | <b>25</b> |
| <i>codes index</i>   |           |



**CARTELLA COLORI**  
colours samples card

**LEGNI | WOOD**



COD. 69  
BIANCO BR. | BR. WHITE ○

**SOLO** PER STRUTTURA  
MOBILI CONTENITORI  
*only* for cabinets structure




COD. 29  
NOCE ITALIA | ITALY WALNUT △




COD. 61  
ROVERE AFRO | AFRICAN OAK △



COD. 37  
NOCE PACIFIC | PACIFIC WALNUT △



COD. 69  
BIANCO BR. | BR. WHITE △



COD. 00  
ALLUMINIO MILLERIGHE | ALUMINIUM STRIPED EFFECT △



COD. 45  
WENGÉ | WENGÉ △



COD. 91  
ACERO | MAPLE △

**VETRI | GLASS**



COD. 10  
NERO | BLACK



COD. 74  
ROSSO RUBINO | RUBY RED



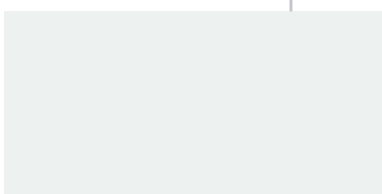
COD. 78  
BIANCO EXTRA | EXTRA WHITE



COD. 75  
PISTACCHIO | PISTACHIO

**METALLI | METALS**

GAMBE VERNICIATE  
painted legs




COD. BI 02 (RAL 9016)  
BIANCO | WHITE



COD. NR 02  
NERO | BLACK

GAMBE CROMATE  
chromed legs



COD. CR 01  
CROMATO | CHROMED

**RISPONDEZZA PIANI DI LAVORO ÉNOSI EVO AL DLGS 81/2008 (ex 626/94)**  
*conformity of ÉNOSI EVO work tops to the rules 81/2008 (ex 626/94)*

**A) REQUISITO DELL'ALLEGATO XXXIV / requirement of the annex XXXIV :** "IL PIANO DI LAVORO DEVE AVERE SUPERFICIE A BASSO INDICE DI RIFLESSIONE"  
 "the top surface cannot be very reflecting".

| TIPI DI FINITURA ENOSI EVO<br>kind of ENOSI EVO finishing | OPACITA' / opacity            | COLORE / colour    | ◀ NORMA UNI DI RIFERIMENTO / reference of UNI rule<br>◀ VALORI DI RIFERIMENTO / reference values |
|---|-------------------------------|--------------------|--|
|   | UNI 9149:87                   | UNI 8941/2:87      |  |
|   | ≤ 45 GLOSS                    | ≥ 15% ≤ 75%        |  |
|   | VALORE GLOSS / gloss value    | VALORE Y / value y |  |
| 3D-FOIL   | NOCE ITALIA / ITALY walnut    | 10,0               | compreso tra 15% e 75% / included between 15% and 75%  |
|   | NOCE PACIFIC / pacific walnut | 10,0               | compreso tra 15% e 75% / included between 15% and 75%  |
|   | WENGE' / wenge                | 25,0               |  |
|   | ROVERE AFRO / african oak     | 20,0               |  |
|   | BIANCO BR. / br. white        | 10,0               | compreso tra 15% e 75% / included between 15% and 75%  |
|   | ACERO / maple                 | 10,0               | compreso tra 15% e 75% / included between 15% and 75%  |

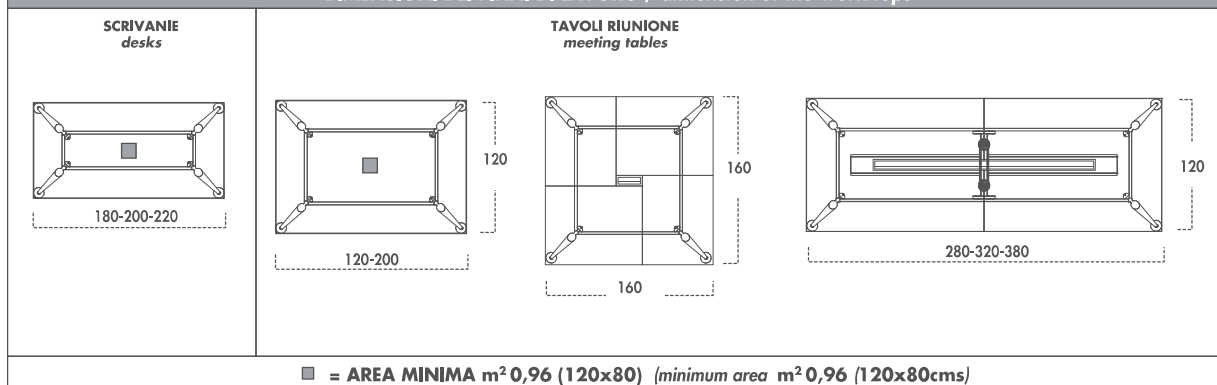
**B) REQUISITO DELL'ALLEGATO XXXIV / requirement of the annex XXXIV :**

"IL PIANO DI LAVORO DEVE ESSERE STABILE, DI DIMENSIONI SUFFICIENTI....  
 LO SPAZIO DEVE PERMETTERE L'ALLOGGIAMENTO E IL MOVIMENTO DEGLI ARTI INFERIORI.....  
 LA PROFONDITA' DEL PIANO DEVE ESSERE TALE DA ASSICURARE UN'ADEGUATA DISTANZA VISIVA DALLO SCHERMO".  
 "The work top must be stable and it must have sufficient dimensions....  
 There must be enough space for the movement of the legs.  
 The depth of the top must provide for an adequate visual distance from the screen".

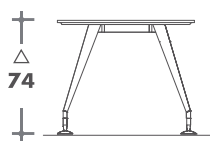
**NORMA UNI DI RIFERIMENTO / reference of the UNI rule**

- -- UNI EN 527-1 :2000 ( 3-3.1-3.2-3.3 ) -- DIMENSIONI DELLA SUPERFICIE DI LAVORO / dimension of desk tops
- △ -- UNI EN 527-1 :2000 ( 4-4.1-4.2-4.3 ) -- ALTEZZA DELLA SUPERFICIE DI LAVORO / high of desk tops
- -- UNI EN 527-1 :2000 ( 5-5.1-5.2 ) -- SPAZIO PER LE GAMBE / area for legs
- ⊙ -- UNI EN 527-2 :2003 -- GENERALITA' / general remarks

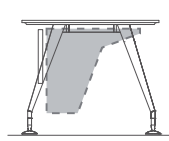
**DIMENSIONI DEI PIANI DI LAVORO / dimension of the work tops**



**ALTEZZE SCRIVANIE CON BASAMENTO METALLICO**  
*desks height with metallic base*

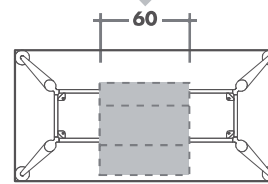


**SPAZIO MINIMO UTILE TRA I FIANCHI SU TUTTE LE SCRIVANIE**  
*minimum space between the sides on all desks*



SEZIONE / section

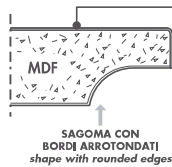
**DISTANZA MINIMA TRA I FIANCHI**  
*minimum distance between the sides*



PIANTA / plan

**SCRIVANIE DIREZIONALI E TAVOLI RIUNIONE**  
*directional desks and meeting tables*

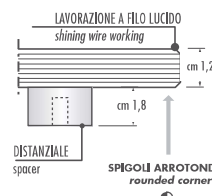
**SEZIONE PIANO RIVESTITO IN 3D-FOIL**  
*section of coated 3D-FOIL top*



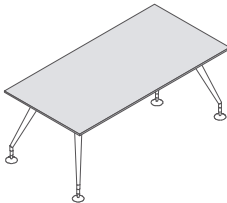
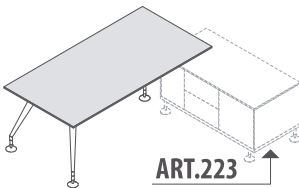
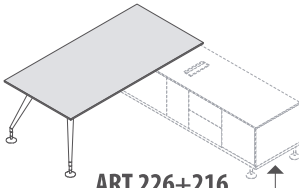
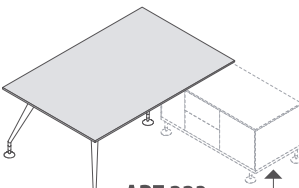
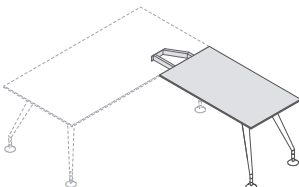
FOGLIA POLIMERICA:  
 NOCE ITALIA  
 NOCE PACIFIC  
 WENGE'  
 ROVERE AFRO  
 BIANCO BR.  
 ACERO

H.D.P.C.:  
 ITALY walnut  
 pacific walnut  
 wenge  
 african oak  
 br. white  
 maple

**SEZIONE PIANO IN VETRO**  
*section of the glass top*



I DATI SOPRA INDICATI CONSENTONO DI DEFINIRE LE SCRIVANIE ENOSI EVO **CONFORMI** ALLE PRESCRIZIONI DEL DLGS 81/2008  
*the above mentioned information permits to determine the ENOSI EVO desks in conformity with the rules of 81/2008*

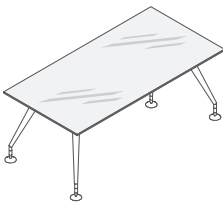
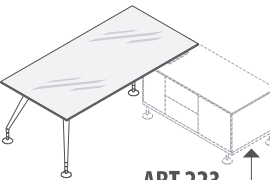
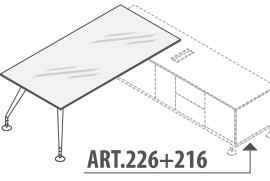
| SCRIVANIE DIREZIONALI E ALLUNGO<br>executive desks and extension   |  |                |    |                |       |                                    |                                 |  |  |
|--|--|----------------|----|----------------|-------|------------------------------------|---------------------------------|--|--|
| DESCRIZIONE<br>description   | L<br>w   | CODICE<br>code | KG | M <sup>3</sup> | COLLI | PREZZO<br>price                    | PREZZO<br>price                 | (*) CODICE FINITURA<br>(*) finish code |  |
| SCRIVANIE DIREZIONALI<br>executive desks<br><br><br><br>L. x p.90 x H.74  |  |                |    |                |       | GAMBE VERNICIATE<br>★ painted legs | GAMBE CROMATE<br>○ chromed legs |  |  |
|  | L.180  | 156 303 (*)    | 65 | 0,196          | 6     | € 867,00                           | € 1.047,00                      |  |  |
|  | L.200  | 156 304 (*)    | 72 | 0,210          | 6     | € 919,00                           | € 1.099,00                      |  |  |
|  | L.220  | 156 305 (*)    | 77 | 0,224          | 6     | € 967,00                           | € 1.147,00                      |  |  |
| SCRIVANIE DIREZIONALI DX O SX<br>(CON 1 DISTANZIALE)<br>right or left executive desks<br>(with 1 short leg)<br><br><br>ART.223<br><br>L. x p.90 x H.74        |  |                |    |                |       |                                    |                                 |  |  |
|  | L.180  | 156 313 (*)    | 63 | 0,183          | 6     | € 839,00                           | € 990,00                        |  |  |
|  | L.200  | 156 314 (*)    | 70 | 0,197          | 6     | € 891,00                           | € 1.042,00                      |  |  |
|  | L.220  | 156 315 (*)    | 75 | 0,212          | 6     | € 939,00                           | € 1.090,00                      |  |  |
| COMPLETARE SEMPRE CON 1 MOBILE DI SERVIZIO SU PIEDINI ART.223 (VEDI PAG.12)<br>always complete with 1 service unit on adjustable feet ART.223 (please see page 12)   |  |                |    |                |       |                                    |                                 |  |  |
| SCRIVANIE DIREZIONALI DX O SX<br>(CON 2 DISTANZIALI)<br>right or left executive desks<br>(with 2 short legs)<br><br><br>ART.226+216<br><br>L. x p.90 x H.74 |  |                |    |                |       |                                    |                                 |  |  |
|  | L.180  | 156 318 (*)    | 61 | 0,171          | 6     | € 811,00                           | € 933,00                        |  |  |
|  | L.200  | 156 319 (*)    | 68 | 0,185          | 6     | € 863,00                           | € 985,00                        |  |  |
|  | L.220  | 156 320 (*)    | 73 | 0,199          | 6     | € 911,00                           | € 1.033,00                      |  |  |
| COMPLETARE SEMPRE CON 1 MOBILE DI SERVIZIO SU PIEDINI ART.226+216 (VEDI PAG.12)<br>always complete with 1 service unit on adjustable feet ART.226+216 (please see page 12)   |  |                |    |                |       |                                    |                                 |  |  |
| SCRIVANIE DX O SX<br>(CON 1 DISTANZIALE)<br>right or left desks<br>(with 1 short leg)<br><br><br>ART.223 oppure /or<br>ART.226+216<br><br>L. x p.120 x H.74 |  |                |    |                |       |                                    |                                 |  |  |
|  | L.200  | 156 373 (*)    | 94 | 0,254          | 6     | € 945,00                           | € 1.096,00                      |  |  |
|  | COMPLETARE SEMPRE CON 1 MOBILE DI SERVIZIO SU PIEDINI (VEDI PAG.12)<br>always complete with 1 service unit on adjustable feet (please see page 12) |                |    |                |       |                                    |                                 |  |  |
|  |  |                |    |                |       |                                    |                                 |  |  |
| ALLUNGO DX O SX<br>right or left extension<br><br><br><br>L. x p.65 x H.74  |  |                |    |                |       |                                    |                                 |  |  |
|  | L.100  | 156 323 (*)    | 27 | 0,105          | 4     | € 450,00                           | € 540,00                        |  |  |
|  | L.120  | 156 324 (*)    | 31 | 0,112          | 4     | € 488,00                           | € 578,00                        |  |  |

| ★ GAMBE VERNICIATE/painted legs |              |        |                |       |
|---------------------------------|--------------|--------|----------------|-------|
| (*)                             | PIANO        | GAMBE  | top            | legs  |
| 400                             | BIANCO BR.   | BIANCO | br. white      | white |
| 418                             | NOCE PACIFIC | BIANCO | pacific walnut | white |
| 419                             | NOCE ITALIA  | BIANCO | italy walnut   | white |
| 420                             | ACERO        | BIANCO | maple          | white |
| 429                             | ROVERE AFRO  | BIANCO | african oak    | white |
| 490                             | WENGÉ        | BIANCO | wenge          | white |
| 518                             | NOCE PACIFIC | NERO   | pacific walnut | black |
| 519                             | NOCE ITALIA  | NERO   | italy walnut   | black |
| 520                             | ACERO        | NERO   | maple          | black |
| 529                             | ROVERE AFRO  | NERO   | african oak    | black |
| 540                             | BIANCO BR.   | NERO   | br. white      | black |
| 590                             | WENGÉ        | NERO   | wenge          | black |

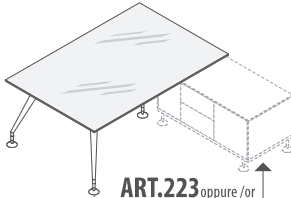
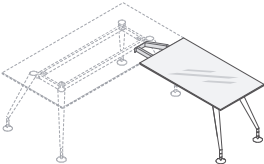
  

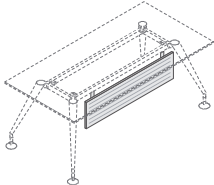
| ○ GAMBE CROMATE/chromed legs |              |         |                |         |
|------------------------------|--------------|---------|----------------|---------|
| 918                          | NOCE PACIFIC | CROMATO | pacific walnut | chromed |
| 919                          | NOCE ITALIA  | CROMATO | italy walnut   | chromed |
| 920                          | ACERO        | CROMATO | maple          | chromed |
| 929                          | ROVERE AFRO  | CROMATO | african oak    | chromed |
| 940                          | BIANCO BR.   | CROMATO | br. white      | chromed |
| 990                          | WENGÉ        | CROMATO | wenge          | chromed |

ÉNOSI EVO

| SCRIVANIE DIREZIONALI CON PIANO IN VETRO TEMPERATO RETROLACCATO  |                                  |             |    |                |       |            |            |   |  |                                       |
|--|----------------------------------|-------------|----|----------------|-------|------------|------------|---|--|---------------------------------------|
| executive desks with tempered rear-lacquered glass top   |                                  |             |    |                |       |            |            |   |  |                                       |
| DESCRIZIONE  | L                                | CODICE      | KG | M <sup>3</sup> | COLLI | PREZZO     | PREZZO     | (*) CODICE FINITURA   |  |                                       |
| description  | w                                | code        |    |                |       | price      | price      | (*) finish code   |  |                                       |
| SCRIVANIE DIREZIONALI CON PIANO IN VETRO<br>executive desks with glass top<br><br><br><br>L. x p.90 x H.74  | VETRO COLORATO<br>coloured glass |             |    |                |       |            |            | ★ GAMBE VERNICIATE/painted legs<br>(*) PIANO GAMBE top legs |  |                                       |
|  | L.180                            | 156 401 (*) | 76 | 0,224          | 7     | € 1.125,00 | € 1.305,00 | 410   | NERO BIANCO black white                  |                                       |
|  | L.200                            | 156 402 (*) | 83 | 0,241          | 7     | € 1.184,00 | € 1.364,00 | 474   | ROSSO RUBINO BIANCO ruby red white       |                                       |
|  | L.220                            | 156 403 (*) | 98 | 0,263          | 7     | € 1.264,00 | € 1.444,00 | 475   | PISTACCHIO BIANCO pistachio white        |                                       |
|  |                                  |             |    |                |       |            |            |   | 510                                      | NERO NERO black black                 |
|  |                                  |             |    |                |       |            |            |   | 574                                      | ROSSO RUBINO NERO ruby red black      |
|  |                                  |             |    |                |       |            |            |   | 575                                      | PISTACCHIO NERO pistachio black       |
|  |                                  |             |    |                |       |            |            |   | ○ GAMBE CROMATE/chromed legs             |                                       |
|  |                                  |             |    |                |       |            |            |   | 910                                      | NERO CROMATO black chromed            |
|  |                                  |             |    |                |       |            |            |   | 974                                      | ROSSO RUBINO CROMATO ruby red chromed |
|  |                                  |             |    |                |       |            |            |   | 975                                      | PISTACCHIO CROMATO pistachio chromed  |
|  |                                  |             |    |                |       |            |            |   | ★ GAMBE VERNICIATE/painted legs          |                                       |
|  |                                  |             |    |                |       |            |            | (*) PIANO GAMBE top legs                                    |  |                                       |
|  |                                  |             |    |                |       |            |            | 478   | BIANCO EXTRA BIANCO extra white white    |                                       |
|  |                                  |             |    |                |       |            |            | 578   | BIANCO EXTRA NERO extra white black      |                                       |
|  |                                  |             |    |                |       |            |            | ○ GAMBE CROMATE/chromed legs                                |  |                                       |
|  |                                  |             |    |                |       |            |            | 978   | BIANCO EXTRA CROMATO extra white chromed |                                       |
| SCRIVANIE DIREZIONALI DX O SX CON PIANO IN VETRO (CON 1 DISTANZIALE)<br>right or left executive desks with glass top (with 1 short leg)<br><br><br>ART.223<br><br>L. x p.90 x H.74      | VETRO COLORATO<br>coloured glass |             |    |                |       |            |            | ★ GAMBE VERNICIATE/painted legs<br>(*) PIANO GAMBE top legs |  |                                       |
|  | L.180                            | 156 405 (*) | 74 | 0,211          | 7     | € 1.097,00 | € 1.248,00 | 410   | NERO BIANCO black white                  |                                       |
|  | L.200                            | 156 406 (*) | 81 | 0,228          | 7     | € 1.156,00 | € 1.307,00 | 474   | ROSSO RUBINO BIANCO ruby red white       |                                       |
|  | L.220                            | 156 407 (*) | 96 | 0,250          | 7     | € 1.236,00 | € 1.387,00 | 475   | PISTACCHIO BIANCO pistachio white        |                                       |
|  |                                  |             |    |                |       |            |            |   | 510                                      | NERO NERO black black                 |
|  |                                  |             |    |                |       |            |            |   | 574                                      | ROSSO RUBINO NERO ruby red black      |
|  |                                  |             |    |                |       |            |            |   | 575                                      | PISTACCHIO NERO pistachio black       |
|  |                                  |             |    |                |       |            |            |   | ○ GAMBE CROMATE/chromed legs             |                                       |
|  |                                  |             |    |                |       |            |            |   | 910                                      | NERO CROMATO black chromed            |
|  |                                  |             |    |                |       |            |            |   | 974                                      | ROSSO RUBINO CROMATO ruby red chromed |
|  |                                  |             |    |                |       |            |            |   | 975                                      | PISTACCHIO CROMATO pistachio chromed  |
|  |                                  |             |    |                |       |            |            |   | ★ GAMBE VERNICIATE/painted legs          |                                       |
|  |                                  |             |    |                |       |            |            | (*) PIANO GAMBE top legs                                    |  |                                       |
|  |                                  |             |    |                |       |            |            | 478   | BIANCO EXTRA BIANCO extra white white    |                                       |
|  |                                  |             |    |                |       |            |            | 578   | BIANCO EXTRA NERO extra white black      |                                       |
|  |                                  |             |    |                |       |            |            | ○ GAMBE CROMATE/chromed legs                                |  |                                       |
|  |                                  |             |    |                |       |            |            | 978   | BIANCO EXTRA CROMATO extra white chromed |                                       |
| COMPLETARE SEMPRE CON 1 MOBILE DI SERVIZIO SU PIEDINI ART.223 (VEDI PAG.12)<br>always complete with 1 service unit on adjustable feet ART.223 (please see page 12)   |                                  |             |    |                |       |            |            |   |  |                                       |
| SCRIVANIE DIREZIONALI DX O SX CON PIANO IN VETRO (CON 2 DISTANZIALI)<br>right or left executive desks with glass top (with 2 short legs)<br><br><br>ART.226+216<br><br>L. x p.90 x H.74 | VETRO COLORATO<br>coloured glass |             |    |                |       |            |            | ★ GAMBE VERNICIATE/painted legs<br>(*) PIANO GAMBE top legs |  |                                       |
|  | L.180                            | 156 409 (*) | 72 | 0,199          | 7     | € 1.069,00 | € 1.191,00 | 410   | NERO BIANCO black white                  |                                       |
|  | L.200                            | 156 410 (*) | 79 | 0,216          | 7     | € 1.128,00 | € 1.250,00 | 474   | ROSSO RUBINO BIANCO ruby red white       |                                       |
|  | L.220                            | 156 411 (*) | 94 | 0,238          | 7     | € 1.208,00 | € 1.330,00 | 475   | PISTACCHIO BIANCO pistachio white        |                                       |
|  |                                  |             |    |                |       |            |            |   | 510                                      | NERO NERO black black                 |
|  |                                  |             |    |                |       |            |            |   | 574                                      | ROSSO RUBINO NERO ruby red black      |
|  |                                  |             |    |                |       |            |            |   | 575                                      | PISTACCHIO NERO pistachio black       |
|  |                                  |             |    |                |       |            |            |   | ○ GAMBE CROMATE/chromed legs             |                                       |
|  |                                  |             |    |                |       |            |            |   | 910                                      | NERO CROMATO black chromed            |
|  |                                  |             |    |                |       |            |            |   | 974                                      | ROSSO RUBINO CROMATO ruby red chromed |
|  |                                  |             |    |                |       |            |            |   | 975                                      | PISTACCHIO CROMATO pistachio chromed  |
|  |                                  |             |    |                |       |            |            |   | ★ GAMBE VERNICIATE/painted legs          |                                       |
|  |                                  |             |    |                |       |            |            | (*) PIANO GAMBE top legs                                    |  |                                       |
|  |                                  |             |    |                |       |            |            | 478   | BIANCO EXTRA BIANCO extra white white    |                                       |
|  |                                  |             |    |                |       |            |            | 578   | BIANCO EXTRA NERO extra white black      |                                       |
|  |                                  |             |    |                |       |            |            | ○ GAMBE CROMATE/chromed legs                                |  |                                       |
|  |                                  |             |    |                |       |            |            | 978   | BIANCO EXTRA CROMATO extra white chromed |                                       |
| COMPLETARE SEMPRE CON 1 MOBILE DI SERVIZIO SU PIEDINI ART.226+216 (VEDI PAG.12)<br>always complete with 1 service unit on adjustable feet ART.226+216 (please see page 12)   |                                  |             |    |                |       |            |            |   |  |                                       |



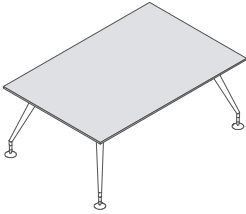
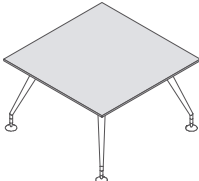
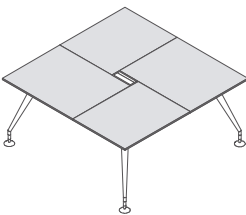
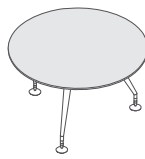
| SCRIVANIE DIREZIONALI E ALLUNGO CON PIANO IN VETRO TEMPERATO RETROLACCATO  |  |                |   |                |       |                 |                 |  |  |  |
|--|--|----------------|---|----------------|-------|-----------------|-----------------|--|--|--|
| executive desks and extension with tempered rear-lacquered glass top   |  |                |   |                |       |                 |                 |  |  |  |
| DESCRIZIONE<br>description   | L<br>w   | CODICE<br>code | KG                                      | M <sup>3</sup> | COLLI | PREZZO<br>price | PREZZO<br>price | (*) CODICE FINITURA<br>(*) finish code |  |  |
| SCRIVANIE DX O SX<br>CON PIANO IN VETRO<br>(CON 1 DISTANZIALE)<br>right or left desks with glass top<br>(with 1 short leg)<br><br><br><b>ART.223</b> oppure /or<br><b>ART.226+216</b> |  |                |   |                |       |                 |                 |  |  |  |
|  |  |                | VETRO COLORATO<br>coloured glass        |                |       |                 |                 |  |  |  |
|  | L.200  | 156 420 (*)    | 120                                     | 0,301          | 7     | € 1.427,00      | € 1.578,00      |  |  |  |
|  |  |                |   |                |       |                 |                 |  |  |  |
|  |  |                | VETRO BIANCO EXTRA<br>extra white glass |                |       |                 |                 |  |  |  |
|  | L.200  | 156 443 (*)    | 120                                     | 0,301          | 7     | € 1.663,00      | € 1.814,00      |  |  |  |
|  | COMPLETARE SEMPRE CON 1 MOBILE DI SERVIZIO SU PIEDINI (VEDI PAG.12)<br>always complete with 1 service unit on adjustable feet (please see page 12)                         |                |   |                |       |                 |                 |  |  |  |
|  |  |                |   |                |       |                 |                 |  |  |  |
|  | L. x p.120 x H.74  |                |   |                |       |                 |                 |  |  |  |
|  | ALLUNGO DX O SX<br>CON PIANO IN VETRO<br>right or left extension with glass top<br><br> |                |   |                |       |                 |                 |  |  |  |
|  |  |                | VETRO COLORATO<br>coloured glass        |                |       |                 |                 |  |  |  |
| L.100  |  | 156 413 (*)    | 27                                      | 0,121          | 5     | € 578,00        | € 668,00        |  |  |  |
| L.120  |  | 156 414 (*)    | 39                                      | 0,147          | 5     | € 612,00        | € 702,00        |  |  |  |
|  |  |                |   |                |       |                 |                 |  |  |  |
|  |  |                | VETRO BIANCO EXTRA<br>extra white glass |                |       |                 |                 |  |  |  |
| L.100  |  | 156 436 (*)    | 27                                      | 0,121          | 5     | € 639,00        | € 729,00        |  |  |  |
| L.120  |  | 156 437 (*)    | 39                                      | 0,147          | 5     | € 686,00        | € 776,00        |  |  |  |
| L. x p.65 x H.74   |  |                |   |                |       |                 |                 |  |  |  |

| MODESTY PANELS  |                   |        |                |    |                |       |                 |  |  |
|---|-------------------|--------|----------------|----|----------------|-------|-----------------|--|--|
| modesty panels  |                   |        |                |    |                |       |                 |  |  |
| DESCRIZIONE<br>description  | L<br>w            | L<br>w | CODICE<br>code | KG | M <sup>3</sup> | COLLI | PREZZO<br>price | (*) CODICE FINITURA<br>(*) finish code |  |
| MODESTY PANEL PER SCRIVANIE PROF.90-120<br>modesty panel for desks deep 90-120 cms<br><br> |                   |        |                |    |                |       |                 |  |  |
|   |                   |        |                |    |                |       |                 |  |  |
|   |                   |        |                |    |                |       |                 |  |  |
|   |                   |        |                |    |                |       |                 |  |  |
|   |                   |        |                |    |                |       |                 |  |  |
|   |                   |        |                |    |                |       |                 |  |  |
|   |                   |        |                |    |                |       |                 |  |  |
|   |                   |        |                |    |                |       |                 |  |  |
|   |                   |        |                |    |                |       |                 |  |  |
|   | L. x p.1,8 x H.30 |        |                |    |                |       |                 |  |  |

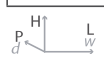
| (*) | MODESTY PANEL        | modesty panel            |
|-----|----------------------|--------------------------|
| 000 | ALLUMINIO MILLERIGHE | aluminium striped effect |
| 180 | NOCE PACIFIC         | pacific walnut           |
| 190 | NOCE ITALIA          | italy walnut             |
| 200 | ACERO                | maple                    |
| 290 | ROVERE AFRO          | african oak              |
| 400 | BIANCO BR.           | br. white                |
| 900 | WENGÉ                | wenge                    |

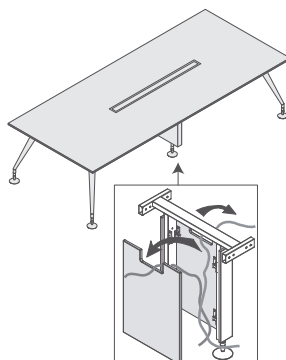
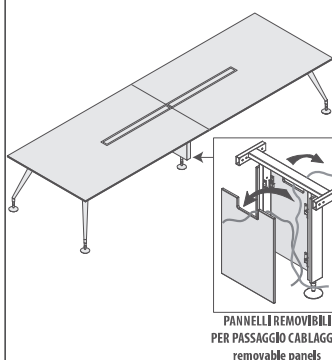

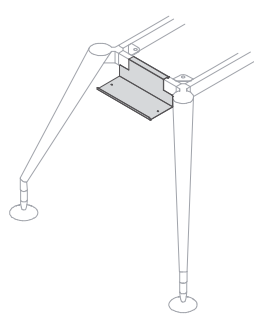
I MODESTY PANELS SONO UTILIZZABILI SU SCRIVANIE CON PIANI RIVESTITI IN 3D-FOIL E CON PIANI IN VETRO!  
 the modesty panels are suitable for desks with both 3D-FOIL and glass top!



| TAVOLI RIUNIONE   |            |                |    |                |       |  |                                    |                                 |          |            |  |
|---|------------|----------------|----|----------------|-------|--|------------------------------------|---------------------------------|----------|------------|--|
| meeting tables  |            |                |    |                |       |  |                                    |                                 |          |            |  |
| DESCRIZIONE<br>description  | L<br>w     | CODICE<br>code | KG | M <sup>3</sup> | COLLI | PREZZO<br>price  | PREZZO<br>price                    |                                 |          |            |  |
| TAVOLI RIUNIONE/SCRIVANIE<br>meeting tables/desks<br><br><br><br>L. x p.120 x H.74   | L.200      | 156 352 (*)    | 96 | 0,266          | 6     | <table border="1"> <tr> <td>GAMBE VERNICIATE<br/>★ painted legs</td> <td>GAMBE CROMATE<br/>○ chromed legs</td> </tr> <tr> <td>€ 973,00</td> <td>€ 1.153,00</td> </tr> </table> | GAMBE VERNICIATE<br>★ painted legs | GAMBE CROMATE<br>○ chromed legs | € 973,00 | € 1.153,00 |  |
|   |            |                |    |                |       | GAMBE VERNICIATE<br>★ painted legs   | GAMBE CROMATE<br>○ chromed legs    |                                 |          |            |  |
| € 973,00  | € 1.153,00 |                |    |                |       |  |                                    |                                 |          |            |  |
|   |            |                |    |                |       |  |                                    |                                 |          |            |  |
| TAVOLO RIUNIONE QUADRATO L.120xp.120<br>squared meeting table w 120 x d 120 cms<br><br><br><br>L.120 x p.120 x H.74  | L.120      | 156 374 (*)    | 66 | 0,184          | 6     | € 763,00   | € 943,00                           |                                 |          |            |  |
|   |            |                |    |                |       |  |                                    |                                 |          |            |  |
| TAVOLO RIUNIONE QUADRATO L.160xp.160<br>CON CANALE PORTA-CAM E TOP ACCESS<br>squared meeting table w 160 x d 160 cms<br>with cable tray and top access<br><br><br><br>L.160 x p.160 x H.74 | L.160      | 156 375 (*)    | 99 | 0,304          | 10    | € 1.547,00   | € 1.727,00                         |                                 |          |            |  |
|   |            |                |    |                |       |  |                                    |                                 |          |            |  |
| TAVOLO RIUNIONE CIRCOLARE Ø120<br>circular meeting table Ø 120 cms<br><br><br><br>Ø 120 x H.74   | Ø120       | 156 376 (*)    | 54 | 0,144          | 5     | € 643,00   | € 778,00                           |                                 |          |            |  |
|   |            |                |    |                |       |  |                                    |                                 |          |            |  |

| ★ GAMBE VERNICIATE / painted legs |              |         |                |         |
|-----------------------------------|--------------|---------|----------------|---------|
| (*)                               | PIANO        | GAMBE   | top            | legs    |
| 400                               | BIANCO BR.   | BIANCO  | br. white      | white   |
| 418                               | NOCE PACIFIC | BIANCO  | pacific walnut | white   |
| 419                               | NOCE ITALIA  | BIANCO  | italy walnut   | white   |
| 420                               | ACERO        | BIANCO  | maple          | white   |
| 429                               | ROVERE AFRO  | BIANCO  | african oak    | white   |
| 490                               | WENGÉ        | BIANCO  | wenge          | white   |
| 518                               | NOCE PACIFIC | NERO    | pacific walnut | black   |
| 519                               | NOCE ITALIA  | NERO    | italy walnut   | black   |
| 520                               | ACERO        | NERO    | maple          | black   |
| 529                               | ROVERE AFRO  | NERO    | african oak    | black   |
| 540                               | BIANCO BR.   | NERO    | br. white      | black   |
| 590                               | WENGÉ        | NERO    | wenge          | black   |
| ○ GAMBE CROMATE / chromed legs    |              |         |                |         |
| 918                               | NOCE PACIFIC | CROMATO | pacific walnut | chromed |
| 919                               | NOCE ITALIA  | CROMATO | italy walnut   | chromed |
| 920                               | ACERO        | CROMATO | maple          | chromed |
| 929                               | ROVERE AFRO  | CROMATO | african oak    | chromed |
| 940                               | BIANCO BR.   | CROMATO | br. white      | chromed |
| 990                               | WENGÉ        | CROMATO | wenge          | chromed |



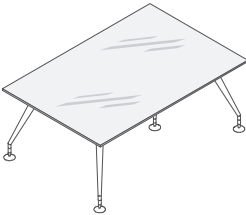
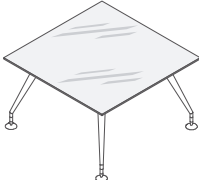
| TAVOLI RIUNIONE<br>meeting tables   |   |                    |                    |                |       |   |  |  |  |       |       |     |      |     |            |        |           |       |     |              |        |                |       |     |             |        |              |       |     |       |        |       |       |     |             |        |             |       |     |       |        |       |       |     |              |      |                |       |     |             |      |              |       |     |       |      |       |       |     |             |      |             |       |     |            |      |           |       |     |       |      |       |       |
|---|---|--------------------|--------------------|----------------|-------|---|--|--|--|-------|-------|-----|------|-----|------------|--------|-----------|-------|-----|--------------|--------|----------------|-------|-----|-------------|--------|--------------|-------|-----|-------|--------|-------|-------|-----|-------------|--------|-------------|-------|-----|-------|--------|-------|-------|-----|--------------|------|----------------|-------|-----|-------------|------|--------------|-------|-----|-------|------|-------|-------|-----|-------------|------|-------------|-------|-----|------------|------|-----------|-------|-----|-------|------|-------|-------|
| DESCRIZIONE<br>description  | L<br>w  | CODICE<br>code     | KG                 | M <sup>3</sup> | COLLI | PREZZO<br>price                           | PREZZO<br>price                        | (*) CODICE FINITURA<br>(*) finish code   |  |       |       |     |      |     |            |        |           |       |     |              |        |                |       |     |             |        |              |       |     |       |        |       |       |     |             |        |             |       |     |       |        |       |       |     |              |      |                |       |     |             |      |              |       |     |       |      |       |       |     |             |      |             |       |     |            |      |           |       |     |       |      |       |       |
| TAVOLO RIUNIONE RETTANGOLARE L.280<br>(CON WIRE-MANAGER, CANALE PORTA-CAVI E TOP ACCESS)<br>rectangular meeting table w 280 cms (with wire-manager,<br>cable tray and top access) |   |                    |                    |                |       | <b>GAMBE VERNICIATE</b><br>★ painted legs | <b>GAMBE CROMATE</b><br>○ chromed legs |  |  |       |       |     |      |     |            |        |           |       |     |              |        |                |       |     |             |        |              |       |     |       |        |       |       |     |             |        |             |       |     |       |        |       |       |     |              |      |                |       |     |             |      |              |       |     |       |      |       |       |     |             |      |             |       |     |            |      |           |       |     |       |      |       |       |
|   |  <p><b>PANNELLI REMOVIBILI<br/>PER PASSAGGIO CABLAGGIO</b><br/>removable panels<br/>for cable ways</p>   | L.280              | 156 <b>379 (*)</b> | 139            | 0,469 | 9   | € 1.749,00                             | € 1.929,00   | ★ <b>GAMBE VERNICIATE / painted legs</b> |       |       |     |      |     |            |        |           |       |     |              |        |                |       |     |             |        |              |       |     |       |        |       |       |     |             |        |             |       |     |       |        |       |       |     |              |      |                |       |     |             |      |              |       |     |       |      |       |       |     |             |      |             |       |     |            |      |           |       |     |       |      |       |       |
|   |   |                    |                    |                |       |   |  | ○ <b>GAMBE CROMATE / chromed legs</b>  |  |       |       |     |      |     |            |        |           |       |     |              |        |                |       |     |             |        |              |       |     |       |        |       |       |     |             |        |             |       |     |       |        |       |       |     |              |      |                |       |     |             |      |              |       |     |       |      |       |       |     |             |      |             |       |     |            |      |           |       |     |       |      |       |       |
|   |   |                    |                    |                |       |   |  | <table border="1"> <thead> <tr> <th>(*)</th> <th>PIANO</th> <th>GAMBE</th> <th>top</th> <th>legs</th> </tr> </thead> <tbody> <tr><td>400</td><td>BIANCO BR.</td><td>BIANCO</td><td>br. white</td><td>white</td></tr> <tr><td>418</td><td>NOCE PACIFIC</td><td>BIANCO</td><td>pacific walnut</td><td>white</td></tr> <tr><td>419</td><td>NOCE ITALIA</td><td>BIANCO</td><td>italy walnut</td><td>white</td></tr> <tr><td>420</td><td>ACERO</td><td>BIANCO</td><td>maple</td><td>white</td></tr> <tr><td>429</td><td>ROVERE AFRO</td><td>BIANCO</td><td>african oak</td><td>white</td></tr> <tr><td>490</td><td>WENGÉ</td><td>BIANCO</td><td>wenge</td><td>white</td></tr> <tr><td>518</td><td>NOCE PACIFIC</td><td>NERO</td><td>pacific walnut</td><td>black</td></tr> <tr><td>519</td><td>NOCE ITALIA</td><td>NERO</td><td>italy walnut</td><td>black</td></tr> <tr><td>520</td><td>ACERO</td><td>NERO</td><td>maple</td><td>black</td></tr> <tr><td>529</td><td>ROVERE AFRO</td><td>NERO</td><td>african oak</td><td>black</td></tr> <tr><td>540</td><td>BIANCO BR.</td><td>NERO</td><td>br. white</td><td>black</td></tr> <tr><td>590</td><td>WENGÉ</td><td>NERO</td><td>wenge</td><td>black</td></tr> </tbody> </table> | (*)                                      | PIANO | GAMBE | top | legs | 400 | BIANCO BR. | BIANCO | br. white | white | 418 | NOCE PACIFIC | BIANCO | pacific walnut | white | 419 | NOCE ITALIA | BIANCO | italy walnut | white | 420 | ACERO | BIANCO | maple | white | 429 | ROVERE AFRO | BIANCO | african oak | white | 490 | WENGÉ | BIANCO | wenge | white | 518 | NOCE PACIFIC | NERO | pacific walnut | black | 519 | NOCE ITALIA | NERO | italy walnut | black | 520 | ACERO | NERO | maple | black | 529 | ROVERE AFRO | NERO | african oak | black | 540 | BIANCO BR. | NERO | br. white | black | 590 | WENGÉ | NERO | wenge | black |
| (*)   | PIANO   | GAMBE              | top                | legs           |       |   |  |  |  |       |       |     |      |     |            |        |           |       |     |              |        |                |       |     |             |        |              |       |     |       |        |       |       |     |             |        |             |       |     |       |        |       |       |     |              |      |                |       |     |             |      |              |       |     |       |      |       |       |     |             |      |             |       |     |            |      |           |       |     |       |      |       |       |
| 400   | BIANCO BR.  | BIANCO             | br. white          | white          |       |   |  |  |  |       |       |     |      |     |            |        |           |       |     |              |        |                |       |     |             |        |              |       |     |       |        |       |       |     |             |        |             |       |     |       |        |       |       |     |              |      |                |       |     |             |      |              |       |     |       |      |       |       |     |             |      |             |       |     |            |      |           |       |     |       |      |       |       |
| 418   | NOCE PACIFIC  | BIANCO             | pacific walnut     | white          |       |   |  |  |  |       |       |     |      |     |            |        |           |       |     |              |        |                |       |     |             |        |              |       |     |       |        |       |       |     |             |        |             |       |     |       |        |       |       |     |              |      |                |       |     |             |      |              |       |     |       |      |       |       |     |             |      |             |       |     |            |      |           |       |     |       |      |       |       |
| 419   | NOCE ITALIA   | BIANCO             | italy walnut       | white          |       |   |  |  |  |       |       |     |      |     |            |        |           |       |     |              |        |                |       |     |             |        |              |       |     |       |        |       |       |     |             |        |             |       |     |       |        |       |       |     |              |      |                |       |     |             |      |              |       |     |       |      |       |       |     |             |      |             |       |     |            |      |           |       |     |       |      |       |       |
| 420   | ACERO   | BIANCO             | maple              | white          |       |   |  |  |  |       |       |     |      |     |            |        |           |       |     |              |        |                |       |     |             |        |              |       |     |       |        |       |       |     |             |        |             |       |     |       |        |       |       |     |              |      |                |       |     |             |      |              |       |     |       |      |       |       |     |             |      |             |       |     |            |      |           |       |     |       |      |       |       |
| 429   | ROVERE AFRO   | BIANCO             | african oak        | white          |       |   |  |  |  |       |       |     |      |     |            |        |           |       |     |              |        |                |       |     |             |        |              |       |     |       |        |       |       |     |             |        |             |       |     |       |        |       |       |     |              |      |                |       |     |             |      |              |       |     |       |      |       |       |     |             |      |             |       |     |            |      |           |       |     |       |      |       |       |
| 490   | WENGÉ   | BIANCO             | wenge              | white          |       |   |  |  |  |       |       |     |      |     |            |        |           |       |     |              |        |                |       |     |             |        |              |       |     |       |        |       |       |     |             |        |             |       |     |       |        |       |       |     |              |      |                |       |     |             |      |              |       |     |       |      |       |       |     |             |      |             |       |     |            |      |           |       |     |       |      |       |       |
| 518   | NOCE PACIFIC  | NERO               | pacific walnut     | black          |       |   |  |  |  |       |       |     |      |     |            |        |           |       |     |              |        |                |       |     |             |        |              |       |     |       |        |       |       |     |             |        |             |       |     |       |        |       |       |     |              |      |                |       |     |             |      |              |       |     |       |      |       |       |     |             |      |             |       |     |            |      |           |       |     |       |      |       |       |
| 519   | NOCE ITALIA   | NERO               | italy walnut       | black          |       |   |  |  |  |       |       |     |      |     |            |        |           |       |     |              |        |                |       |     |             |        |              |       |     |       |        |       |       |     |             |        |             |       |     |       |        |       |       |     |              |      |                |       |     |             |      |              |       |     |       |      |       |       |     |             |      |             |       |     |            |      |           |       |     |       |      |       |       |
| 520   | ACERO   | NERO               | maple              | black          |       |   |  |  |  |       |       |     |      |     |            |        |           |       |     |              |        |                |       |     |             |        |              |       |     |       |        |       |       |     |             |        |             |       |     |       |        |       |       |     |              |      |                |       |     |             |      |              |       |     |       |      |       |       |     |             |      |             |       |     |            |      |           |       |     |       |      |       |       |
| 529   | ROVERE AFRO   | NERO               | african oak        | black          |       |   |  |  |  |       |       |     |      |     |            |        |           |       |     |              |        |                |       |     |             |        |              |       |     |       |        |       |       |     |             |        |             |       |     |       |        |       |       |     |              |      |                |       |     |             |      |              |       |     |       |      |       |       |     |             |      |             |       |     |            |      |           |       |     |       |      |       |       |
| 540   | BIANCO BR.  | NERO               | br. white          | black          |       |   |  |  |  |       |       |     |      |     |            |        |           |       |     |              |        |                |       |     |             |        |              |       |     |       |        |       |       |     |             |        |             |       |     |       |        |       |       |     |              |      |                |       |     |             |      |              |       |     |       |      |       |       |     |             |      |             |       |     |            |      |           |       |     |       |      |       |       |
| 590   | WENGÉ   | NERO               | wenge              | black          |       |   |  |  |  |       |       |     |      |     |            |        |           |       |     |              |        |                |       |     |             |        |              |       |     |       |        |       |       |     |             |        |             |       |     |       |        |       |       |     |              |      |                |       |     |             |      |              |       |     |       |      |       |       |     |             |      |             |       |     |            |      |           |       |     |       |      |       |       |
| TAVOLO RIUNIONE RETTANGOLARE<br>(CON WIRE-MANAGER, CANALE PORTA-CAVI E TOP ACCESS)<br>rectangular meeting table<br>(with wire-manager, cable tray and top access)                 |   |                    |                    |                |       |   |  |  |  |       |       |     |      |     |            |        |           |       |     |              |        |                |       |     |             |        |              |       |     |       |        |       |       |     |             |        |             |       |     |       |        |       |       |     |              |      |                |       |     |             |      |              |       |     |       |      |       |       |     |             |      |             |       |     |            |      |           |       |     |       |      |       |       |
|   |  <p><b>PANNELLI REMOVIBILI<br/>PER PASSAGGIO CABLAGGIO</b><br/>removable panels<br/>for cable ways</p> | L.320              | 156 <b>380 (*)</b> | 167            | 0,640 | 10  | € 2.199,00                             | € 2.379,00   |  |       |       |     |      |     |            |        |           |       |     |              |        |                |       |     |             |        |              |       |     |       |        |       |       |     |             |        |             |       |     |       |        |       |       |     |              |      |                |       |     |             |      |              |       |     |       |      |       |       |     |             |      |             |       |     |            |      |           |       |     |       |      |       |       |
|   | L. x p.120 x H.74   | L.380              | 156 <b>381 (*)</b> | 192            | 0,699 | 11  | € 2.477,00                             | € 2.657,00   |  |       |       |     |      |     |            |        |           |       |     |              |        |                |       |     |             |        |              |       |     |       |        |       |       |     |             |        |             |       |     |       |        |       |       |     |              |      |                |       |     |             |      |              |       |     |       |      |       |       |     |             |      |             |       |     |            |      |           |       |     |       |      |       |       |
| PASSACAVO Ø80MM<br>cable way Ø 80 mm  |   |                    |                    |                |       |   |  |  |  |       |       |     |      |     |            |        |           |       |     |              |        |                |       |     |             |        |              |       |     |       |        |       |       |     |             |        |             |       |     |       |        |       |       |     |              |      |                |       |     |             |      |              |       |     |       |      |       |       |     |             |      |             |       |     |            |      |           |       |     |       |      |       |       |
|    |   | 175 <b>392 (*)</b> | 1,5                | 0,002          | 1     | € 54,00                                   |  | (*)<br>000 CROMATO chromed   |  |       |       |     |      |     |            |        |           |       |     |              |        |                |       |     |             |        |              |       |     |       |        |       |       |     |             |        |             |       |     |       |        |       |       |     |              |      |                |       |     |             |      |              |       |     |       |      |       |       |     |             |      |             |       |     |            |      |           |       |     |       |      |       |       |
| CANALE PORTA-CAVI<br>cable tray   |   |                    |                    |                |       |   |  |  |  |       |       |     |      |     |            |        |           |       |     |              |        |                |       |     |             |        |              |       |     |       |        |       |       |     |             |        |             |       |     |       |        |       |       |     |              |      |                |       |     |             |      |              |       |     |       |      |       |       |     |             |      |             |       |     |            |      |           |       |     |       |      |       |       |
|    |   | 156 <b>393 (*)</b> | 2                  | 0,009          | 1     | € 21,00                                   |  | (*)<br>000 ARGENTO silver  |  |       |       |     |      |     |            |        |           |       |     |              |        |                |       |     |             |        |              |       |     |       |        |       |       |     |             |        |             |       |     |       |        |       |       |     |              |      |                |       |     |             |      |              |       |     |       |      |       |       |     |             |      |             |       |     |            |      |           |       |     |       |      |       |       |
| L.29 x p.15 x H.10,6  |   |                    |                    |                |       |   |  |  |  |       |       |     |      |     |            |        |           |       |     |              |        |                |       |     |             |        |              |       |     |       |        |       |       |     |             |        |             |       |     |       |        |       |       |     |              |      |                |       |     |             |      |              |       |     |       |      |       |       |     |             |      |             |       |     |            |      |           |       |     |       |      |       |       |

ÉNOSI EVO



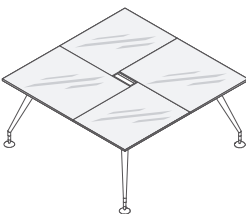

**TAVOLI RIUNIONE CON PIANO IN VETRO TEMPERATO RETROLACCATO**

meeting tables with tempered rear-lacquered glass top

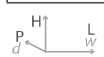
| DESCRIZIONE<br>description  | L<br>w       | CODICE<br>code  | KG        | M <sup>3</sup> | COLLI | PREZZO<br>price | PREZZO<br>price | (*) CODICE FINITURA<br>(*) finish code   |              |  |             |         |   |            |            |                                    |
|---|--------------|---|-----------|----------------|-------|-----------------|-----------------|--|--------------|--|-------------|---------|---|------------|------------|------------------------------------|
| TAVOLI RIUNIONE/SCRIVANIE<br>CON PIANO IN VETRO<br>meeting tables/desks with glass top<br><br> | L.200        | VETRO COLORATO<br>coloured glass<br>156 <b>417</b> (*)        | 122       | 0,314          | 7     | € 1.455,00      | € 1.635,00      | GAMBE VERNICIATE<br>★ painted legs   |              |  |             |         |   |            |            |                                    |
|   |              |   |           |                |       |                 |                 | GAMBE CROMATE<br>○ chromed legs  |              |  |             |         |   |            |            |                                    |
|   |              |   |           |                |       |                 |                 | ★ GAMBE VERNICIATE/painted legs  |              |  |             |         |   |            |            |                                    |
|   |              |   |           |                |       |                 |                 | (*)  | PIANO        | GAMBE  | top         | legs    |   |            |            |                                    |
|   |              |   |           |                |       |                 |                 | 410  | NERO         | BIANCO   | black       | white   |   |            |            |                                    |
|   |              |   |           |                |       |                 |                 | 474  | ROSSO RUBINO | BIANCO   | ruby red    | white   |   |            |            |                                    |
|   |              |   |           |                |       |                 |                 | 475  | PISTACCHIO   | BIANCO   | pistachio   | white   |   |            |            |                                    |
|   |              |   |           |                |       |                 |                 | 510  | NERO         | NERO   | black       | black   |   |            |            |                                    |
|   |              |   |           |                |       |                 |                 | 574  | ROSSO RUBINO | NERO   | ruby red    | black   |   |            |            |                                    |
|   |              |   |           |                |       |                 |                 | 575  | PISTACCHIO   | NERO   | pistachio   | black   |   |            |            |                                    |
| ○ GAMBE CROMATE/chromed legs  |              |   |           |                |       |                 |                 |  |              |  |             |         |   |            |            |                                    |
| 910   | NERO         | CROMATO   | black     | chromed        |       |                 |                 |  |              |  |             |         |   |            |            |                                    |
| 974   | ROSSO RUBINO | CROMATO   | ruby red  | chromed        |       |                 |                 |  |              |  |             |         |   |            |            |                                    |
| 975   | PISTACCHIO   | CROMATO   | pistachio | chromed        |       |                 |                 |  |              |  |             |         |   |            |            |                                    |
| L. x p.120 x H.74   | L.200        | VETRO BIANCO EXTRA<br>extra white glass<br>156 <b>440</b> (*) | 122       | 0,314          | 7     | € 1.691,00      | € 1.871,00      | GAMBE VERNICIATE<br>★ painted legs   |              |  |             |         |   |            |            |                                    |
|   |              |   |           |                |       |                 |                 | GAMBE CROMATE<br>○ chromed legs  |              |  |             |         |   |            |            |                                    |
|   |              |   |           |                |       |                 |                 | ★ GAMBE VERNICIATE/painted legs  |              |  |             |         |   |            |            |                                    |
|   |              |   |           |                |       |                 |                 | (*)  | PIANO        | GAMBE  | top         | legs    |   |            |            |                                    |
|   |              |   |           |                |       |                 |                 | 478  | BIANCO EXTRA | BIANCO   | extra white | white   |   |            |            |                                    |
|   |              |   |           |                |       |                 |                 | 578  | BIANCO EXTRA | NERO   | extra white | black   |   |            |            |                                    |
|   |              |   |           |                |       |                 |                 | ○ GAMBE CROMATE/chromed legs   |              |  |             |         |   |            |            |                                    |
|   |              |   |           |                |       |                 |                 | 978  | BIANCO EXTRA | CROMATO  | extra white | chromed |   |            |            |                                    |
|   |              |   |           |                |       |                 |                 | TAVOLO RIUNIONE QUADRATO L.120xp.120<br>CON PIANO IN VETRO<br>squared meeting table w 120 x d 120 cms<br>with glass top<br><br> | L.120        | VETRO COLORATO<br>coloured glass<br>156 <b>421</b> (*) | 76          | 0,209   | 7 | € 1.037,00 | € 1.217,00 | GAMBE VERNICIATE<br>★ painted legs |
|   |              |   |           |                |       |                 |                 |  |              |  |             |         |   |            |            | GAMBE CROMATE<br>○ chromed legs    |
| ★ GAMBE VERNICIATE/painted legs   |              |   |           |                |       |                 |                 |  |              |  |             |         |   |            |            |                                    |
| (*)   | PIANO        | GAMBE   | top       | legs           |       |                 |                 |  |              |  |             |         |   |            |            |                                    |
| 410   | NERO         | BIANCO  | black     | white          |       |                 |                 |  |              |  |             |         |   |            |            |                                    |
| 474   | ROSSO RUBINO | BIANCO  | ruby red  | white          |       |                 |                 |  |              |  |             |         |   |            |            |                                    |
| 475   | PISTACCHIO   | BIANCO  | pistachio | white          |       |                 |                 |  |              |  |             |         |   |            |            |                                    |
| 510   | NERO         | NERO  | black     | black          |       |                 |                 |  |              |  |             |         |   |            |            |                                    |
| 574   | ROSSO RUBINO | NERO  | ruby red  | black          |       |                 |                 |  |              |  |             |         |   |            |            |                                    |
| 575   | PISTACCHIO   | NERO  | pistachio | black          |       |                 |                 |  |              |  |             |         |   |            |            |                                    |
| ○ GAMBE CROMATE/chromed legs  |              |   |           |                |       |                 |                 |  |              |  |             |         |   |            |            |                                    |
| 910   | NERO         | CROMATO   | black     | chromed        |       |                 |                 |  |              |  |             |         |   |            |            |                                    |
| 974   | ROSSO RUBINO | CROMATO   | ruby red  | chromed        |       |                 |                 |  |              |  |             |         |   |            |            |                                    |
| 975   | PISTACCHIO   | CROMATO   | pistachio | chromed        |       |                 |                 |  |              |  |             |         |   |            |            |                                    |
| L.120 x p.120 x H.74  | L.120        | VETRO BIANCO EXTRA<br>extra white glass<br>156 <b>444</b> (*) | 76        | 0,209          | 7     | € 1.181,00      | € 1.361,00      | GAMBE VERNICIATE<br>★ painted legs   |              |  |             |         |   |            |            |                                    |
|   |              |   |           |                |       |                 |                 | GAMBE CROMATE<br>○ chromed legs  |              |  |             |         |   |            |            |                                    |
|   |              |   |           |                |       |                 |                 | ★ GAMBE VERNICIATE/painted legs  |              |  |             |         |   |            |            |                                    |
|   |              |   |           |                |       |                 |                 | (*)  | PIANO        | GAMBE  | top         | legs    |   |            |            |                                    |
|   |              |   |           |                |       |                 |                 | 478  | BIANCO EXTRA | BIANCO   | extra white | white   |   |            |            |                                    |
|   |              |   |           |                |       |                 |                 | 578  | BIANCO EXTRA | NERO   | extra white | black   |   |            |            |                                    |
|   |              |   |           |                |       |                 |                 | ○ GAMBE CROMATE/chromed legs   |              |  |             |         |   |            |            |                                    |
|   |              |   |           |                |       |                 |                 | 978  | BIANCO EXTRA | CROMATO  | extra white | chromed |   |            |            |                                    |

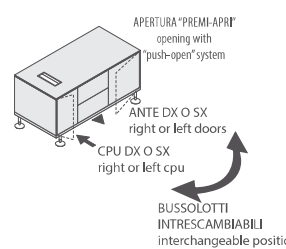
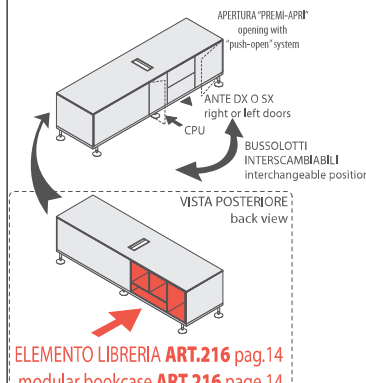




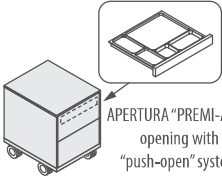
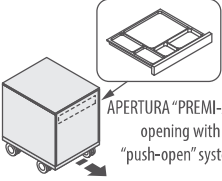
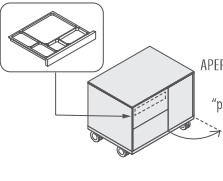
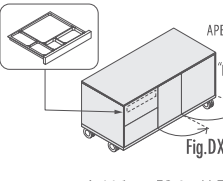
| TAVOLI RIUNIONE CON PIANO IN VETRO TEMPERATO RETROLACCATO  |        |                |    |                |       |                 |                 |  |
|--|--------|----------------|----|----------------|-------|-----------------|-----------------|--|
| meeting tables with tempered rear-lacquered glass top  |        |                |    |                |       |                 |                 |  |
| DESCRIZIONE<br>description   | L<br>w | CODICE<br>code | KG | M <sup>3</sup> | COLLI | PREZZO<br>price | PREZZO<br>price |  |
| TAVOLO RIUNIONE QUADRATO L.160x1.60<br>PIANO IN VETRO, CANALE PORTA-CAVI E TOP ACCESS<br>squared meeting table w 160 x d 160 cms with glass top,<br>cable tray and top access<br><br><br><br>L.160 x p.160 x H.74 |        |                |    |                |       |                 |                 |  |
|  |        |                |    |                |       |                 |                 |  |
|  |        |                |    |                |       |                 |                 |  |
|  |        |                |    |                |       |                 |                 |  |
|  |        |                |    |                |       |                 |                 |  |
|  |        |                |    |                |       |                 |                 |  |
|  |        |                |    |                |       |                 |                 |  |
|  |        |                |    |                |       |                 |                 |  |
|  |        |                |    |                |       |                 |                 |  |
|  |        |                |    |                |       |                 |                 |  |
| TAVOLO RIUNIONE CIRCOLARE Ø120<br>CON PIANO IN VETRO<br>circular meeting table Ø 120 cms with glass top<br><br><br><br>Ø 120 x H.74   |        |                |    |                |       |                 |                 |  |
|  |        |                |    |                |       |                 |                 |  |
|  |        |                |    |                |       |                 |                 |  |
|  |        |                |    |                |       |                 |                 |  |
|  |        |                |    |                |       |                 |                 |  |
|  |        |                |    |                |       |                 |                 |  |
|  |        |                |    |                |       |                 |                 |  |
|  |        |                |    |                |       |                 |                 |  |
|  |        |                |    |                |       |                 |                 |  |
|  |        |                |    |                |       |                 |                 |  |

ÉNOSI EVO



| MOBILI DI SERVIZIO SU PIEDINI<br>service units on adjustable feet  |   |   |   |                |       |                 |  |     |   |   |     |              |                |     |             |              |     |       |       |     |             |             |     |            |           |     |       |       |
|--|---|---|---|----------------|-------|-----------------|--|-----|---|---|-----|--------------|----------------|-----|-------------|--------------|-----|-------|-------|-----|-------------|-------------|-----|------------|-----------|-----|-------|-------|
| DESCRIZIONE<br>description   | L<br>w  | CODICE<br>code  | KG  | M <sup>3</sup> | COLLI | PREZZO<br>price | (*) CODICE FINITURA<br>(* finish code)   |     |   |   |     |              |                |     |             |              |     |       |       |     |             |             |     |            |           |     |       |       |
| <p>MOBILE DI SERVIZIO L.122,5 DX O SX SU PIEDINI<br/>right or left service unit w 122,5 on adjustable feet</p>  <p>L.122,5 x p.60 x H.59,7</p>  | L.122,5   | 156 <b>223</b> (*)  | 73  | 0,355          | 8     | € 919,00        |  |     |   |   |     |              |                |     |             |              |     |       |       |     |             |             |     |            |           |     |       |       |
|  | <p>DIMENSIONI VANO INTERNO PORTA-CPU (PER MINI-TOWER): L.26,3x p.53,8 x H.43,2<br/>internal dimensions compartment CPU-STAND (for mini-tower): w 10¼"x d.21¼" x h.17"</p> |   |   |                |       |                 |  |     |   |   |     |              |                |     |             |              |     |       |       |     |             |             |     |            |           |     |       |       |
|  |   |   |   |                |       |                 |  |     |   |   |     |              |                |     |             |              |     |       |       |     |             |             |     |            |           |     |       |       |
| <p>MOBILE DI SERVIZIO L.212,3 DX O SX SU PIEDINI<br/>right or left service unit w 212,3 on adjustable feet</p>  <p>L.212,3 x p.60 x H.59,7</p> | L.212,3   | 156 <b>226</b> (*)  | 83  | 0,385          | 8     | € 1.052,00      | <table border="1"> <thead> <tr> <th>(*)</th> <th>FRONTALI - BASE<br/>FIANCHI FINALI - TOP<br/>fronts - base<br/>final side panels - top</th> <th>FRONTALI - BASE<br/>FIANCHI FINALI - TOP<br/>fronts - base<br/>final side panels - top</th> </tr> </thead> <tbody> <tr> <td>918</td> <td>NOCE PACIFIC</td> <td>pacific walnut</td> </tr> <tr> <td>919</td> <td>NOCE ITALIA</td> <td>italy walnut</td> </tr> <tr> <td>920</td> <td>ACERO</td> <td>maple</td> </tr> <tr> <td>929</td> <td>ROVERE AFRO</td> <td>african oak</td> </tr> <tr> <td>940</td> <td>BIANCO BR.</td> <td>br. white</td> </tr> <tr> <td>990</td> <td>WENGÉ</td> <td>wenge</td> </tr> </tbody> </table> <p>STRUTTURA INTERNA: BIANCO BR.<br/>internal structure: br. white</p> | (*) | FRONTALI - BASE<br>FIANCHI FINALI - TOP<br>fronts - base<br>final side panels - top | FRONTALI - BASE<br>FIANCHI FINALI - TOP<br>fronts - base<br>final side panels - top | 918 | NOCE PACIFIC | pacific walnut | 919 | NOCE ITALIA | italy walnut | 920 | ACERO | maple | 929 | ROVERE AFRO | african oak | 940 | BIANCO BR. | br. white | 990 | WENGÉ | wenge |
|  | (*)   | FRONTALI - BASE<br>FIANCHI FINALI - TOP<br>fronts - base<br>final side panels - top | FRONTALI - BASE<br>FIANCHI FINALI - TOP<br>fronts - base<br>final side panels - top |                |       |                 |  |     |   |   |     |              |                |     |             |              |     |       |       |     |             |             |     |            |           |     |       |       |
|  | 918   | NOCE PACIFIC  | pacific walnut  |                |       |                 |  |     |   |   |     |              |                |     |             |              |     |       |       |     |             |             |     |            |           |     |       |       |
| 919  | NOCE ITALIA   | italy walnut  |   |                |       |                 |  |     |   |   |     |              |                |     |             |              |     |       |       |     |             |             |     |            |           |     |       |       |
| 920  | ACERO   | maple   |   |                |       |                 |  |     |   |   |     |              |                |     |             |              |     |       |       |     |             |             |     |            |           |     |       |       |
| 929  | ROVERE AFRO   | african oak   |   |                |       |                 |  |     |   |   |     |              |                |     |             |              |     |       |       |     |             |             |     |            |           |     |       |       |
| 940  | BIANCO BR.  | br. white   |   |                |       |                 |  |     |   |   |     |              |                |     |             |              |     |       |       |     |             |             |     |            |           |     |       |       |
| 990  | WENGÉ   | wenge   |   |                |       |                 |  |     |   |   |     |              |                |     |             |              |     |       |       |     |             |             |     |            |           |     |       |       |
| <p>DIMENSIONI VANO INTERNO PORTA-CPU (PER MINI-TOWER): L.26,3x p.53,8 x H.43,2<br/>internal dimensions compartment CPU-STAND (for mini-tower): w 26,3 x d.53,8 x h.43,2</p>  |   |   |   |                |       |                 |  |     |   |   |     |              |                |     |             |              |     |       |       |     |             |             |     |            |           |     |       |       |
| <p><b>COMPLETARE SEMPRE CON 1 ELEMENTO LIBRERIA ART.216 (VEDI PAG.14)</b><br/>always complete with 1 modular bookcase art.216 (please see page 14)</p>   |   |   |   |                |       |                 |  |     |   |   |     |              |                |     |             |              |     |       |       |     |             |             |     |            |           |     |       |       |
|  |   |   |   |                |       |                 |  |     |   |   |     |              |                |     |             |              |     |       |       |     |             |             |     |            |           |     |       |       |
|  |   |   |   |                |       |                 |  |     |   |   |     |              |                |     |             |              |     |       |       |     |             |             |     |            |           |     |       |       |
|  |   |   |   |                |       |                 |  |     |   |   |     |              |                |     |             |              |     |       |       |     |             |             |     |            |           |     |       |       |
|  |   |   |   |                |       |                 |  |     |   |   |     |              |                |     |             |              |     |       |       |     |             |             |     |            |           |     |       |       |

**CASSETTIERE E MOBILI DI SERVIZIO SU RUOTE**  
pedestals and service units on wheels

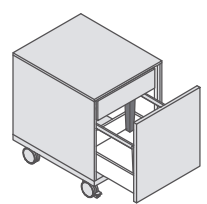
| DESCRIZIONE<br>description   | L<br>w               | CODICE<br>code | KG   | M <sup>3</sup> | COLLI | PREZZO<br>price | (*) CODICE FINITURA<br>(* finish code) |
|--|----------------------|----------------|------|----------------|-------|-----------------|--|
| <p>CASSETTIERA SU RUOTE 2 CASSETTI<br/>(CON 1 PORTA-CANCELLERIA INTERNO)<br/>pedestal on wheels with 2 drawers<br/>(with 1 internal stationery-tray)</p>  <p>APERTURA "PREMI-APRI"<br/>opening with<br/>"push-open" system</p> <p>L.44,2 x p.53,1 x H.59,7</p>  | L.44,2               | 156 208 (*)    | 24   | 0,140          | 1     | € 450,00        |  |
|  |                      |                |      |                |       |                 |  |
| <p>CASSETTIERA-CLASSIFICATORE SU RUOTE<br/>(CON 1 PORTA-CANCELLERIA INTERNO)<br/>pedestal on wheels with 1 file-drawer<br/>(with 1 internal stationery-tray)</p>  <p>APERTURA "PREMI-APRI"<br/>opening with<br/>"push-open" system</p> <p>L.44,2 x p.53,1 x H.59,7</p>  | L.44,2               | 156 209 (*)    | 22   | 0,140          | 1     | € 472,00        |  |
|  |                      |                |      |                |       |                 |  |
| <p>MOBILE DI SERVIZIO L.75 SU RUOTE<br/>2 CASSETTI (CON 1 PORTA-CANCELLERIA INTERNO) E 1 ANTA DX<br/>service unit w 75 cms on wheels<br/>with 2 drawers (with 1 internal stationery-tray) and 1 right door</p>  <p>APERTURA "PREMI-APRI"<br/>opening with<br/>"push-open" system</p> <p>L.75 x p.53,1 x H.59,7</p>                         | L.75                 | 156 211 (*)    | 48,5 | 0,265          | 1     | € 554,00        |  |
|  |                      |                |      |                |       |                 |  |
| <p>MOBILE DI SERVIZIO L.116 SU RUOTE<br/>2 CASSETTI (CON 1 PORTA-CANCELLERIA INTERNO)<br/>E 2 ANTE<br/>service unit w 116 cms on wheels<br/>with 2 drawers (with 1 internal stationery-tray)<br/>and 2 doors</p>  <p>APERTURA "PREMI-APRI"<br/>opening with<br/>"push-open" system</p> <p>Fig.DX/right</p> <p>L.116 x p.53,1 x H.59,7</p> | DX<br>right<br>L.116 | 156 212 (*)    | 55   | 0,300          | 1     | € 725,00        |  |
|  | SX<br>left<br>L.116  | 156 213 (*)    |      |                |       |                 |  |
|  |                      |                |      |                |       |                 |  |

| (*) | FRONTALI<br>SCHIENA<br>FIANCHI FINALI<br>TOP | fronts<br>back panel<br>final side panels<br>top |
|-----|--|--|
| 400 | BIANCO BR.                                   | br. white  |
| 418 | NOCE PACIFIC                                 | pacific walnut                                   |
| 419 | NOCE ITALIA                                  | italy walnut                                     |
| 420 | ACERO  | maple  |
| 429 | ROVERE AFRO                                  | african oak                                      |
| 490 | WENGÉ  | wenge  |

STRUTTURA INTERNA: BIANCO BR.  
internal structure: br. white

ÉNOSI EVO

**SCHEMA DI UTILIZZO CARTELLE SU CASSETTI CLASSIFICATORI/ scheme for using folders in file-drawers**

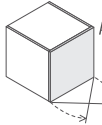
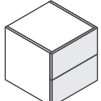
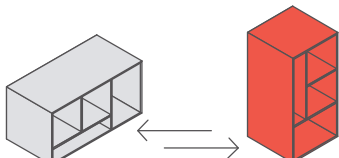
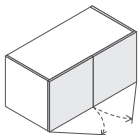
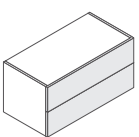


**ART. 209**

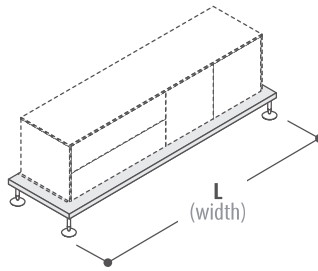
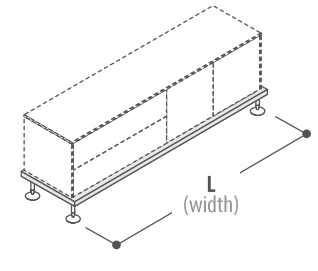
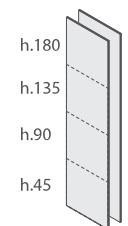
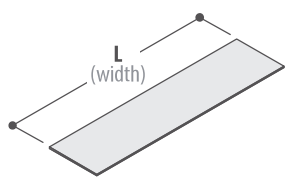


| POS. | TIPO DI CARTELLA<br>type of folder | INTERASSE<br>CENTER DISTANCE<br>(cm) |
|------|------------------------------------|--------------------------------------|
| A    | GRANDE EUROPA<br>big Europe        | cm 39                                |
| B    | PICCOLA EUROPA<br>little Europe    | cm 33                                |

= CON DOTAZIONE STANDARD ARCHIVIAZIONE EUROPEA  
= European filing by standard outfit

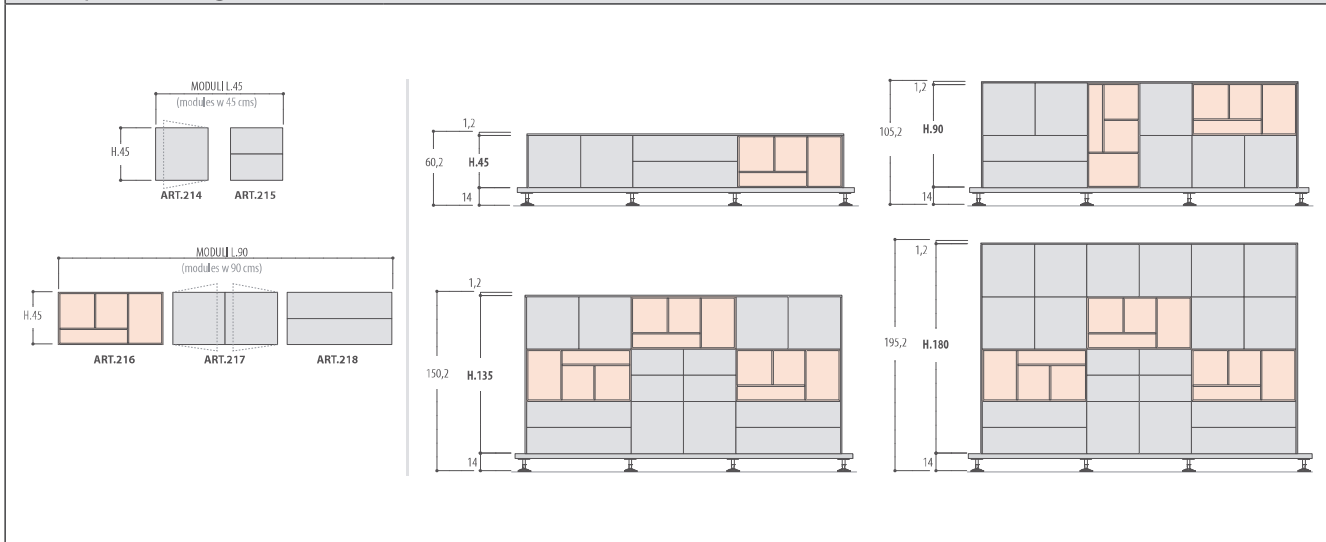
| <b>"BUSSOLOTTI" COMPONENTI IN LARGHEZZA E ALTEZZA</b><br><i>modular units</i>   |        |                       |    |                |       |                        | COMPLETARE SEMPRE CON BASE, FIANCHI FINALI E TOP<br>(VEDI PAGINA SEGUENTE)<br>always complete with base, final side-panels and top<br>(please see next page) |              |                  |                   |           |
|---|--------|-----------------------|----|----------------|-------|------------------------|--|--------------|------------------|-------------------|-----------|
| DESCRIZIONE<br><i>description</i>   | L<br>w | CODICE<br><i>code</i> | KG | M <sup>3</sup> | COLLI | PREZZO<br><i>price</i> | (*) CODICE FINITURA<br><i>(*) finish code</i>  |              |                  |                   |           |
| BUSSOLOTTO L.45 CON 1 ANTA LEGNO DX O SX<br><i>modular unit w 45 cms with right or left wooden door</i><br><br> APERTURA "PREMI-APRI"<br>opening with<br>"push-open" system<br><br>L.45 x p.46,3 x H.45                  | L.45   | 156 214 (*)           | 11 | 0,147          | 3     | € 111,00               |  |              |                  |                   |           |
|   |        |                       |    |                |       |                        |  | (*)          | FRONTALI         | STRUTTURA         | fronts    |
|   |        |                       |    |                |       |                        | 400  | BIANCO BR.   | BIANCO BR.       | br. white         | br. white |
|   |        |                       |    |                |       |                        | 418  | NOCE PACIFIC | BIANCO BR.       | pacific walnut    | br. white |
|   |        |                       |    |                |       |                        | 419  | NOCE ITALIA  | BIANCO BR.       | italy walnut      | br. white |
|   |        |                       |    |                |       |                        | 420  | ACERO        | BIANCO BR.       | maple             | br. white |
|   |        |                       |    |                |       |                        | 429  | ROVERE AFRO  | BIANCO BR.       | african oak       | br. white |
|   |        |                       |    |                |       |                        | 490  | WENGÉ        | BIANCO BR.       | wenge             | br. white |
| BUSSOLOTTO L.45 CON 2 CASSETTI<br><i>modular unit w 45 cms with 2 drawers</i><br><br> APERTURA "PREMI-APRI"<br>opening with<br>"push-open" system<br><br>L.45 x p.46,3 x H.45  | L.45   | 156 215 (*)           | 8  | 0,158          | 1     | € 206,00               |  |              |                  |                   |           |
|   |        |                       |    |                |       |                        |  |              |                  |                   |           |
| ELEMENTO LIBRERIA L.90<br><i>(utilizzabile in posizione orizzontale o verticale)</i><br><i>modular bookcase w 90 cms</i><br><i>(can be used in horizontal or vertical position)</i><br><br><br><br>L.90 x p.46,3 x H.45 | L.90   | 156 216 (*)           | 15 | 0,232          | 1     | € 526,00               |  |              |                  |                   |           |
|   |        |                       |    |                |       |                        |  | (*)          | ELEMENTO LACCATO | lacquered element |           |
|   |        |                       |    |                |       |                        | 010  | NERO         | black            |                   |           |
|   |        |                       |    |                |       |                        | 074  | ROSSO        | red              |                   |           |
|   |        |                       |    |                |       |                        | 075  | VERDE        | green            |                   |           |
|   |        |                       |    |                |       |                        | 078  | BIANCO       | white            |                   |           |
| BUSSOLOTTO L.90 CON 2 ANTE LEGNO<br><i>modular unit w 90 cms with 2 wooden doors</i><br><br> APERTURA "PREMI-APRI"<br>opening with<br>"push-open" system<br><br>L.90 x p.46,3 x H.45                                   | L.90   | 156 217 (*)           | 20 | 0,291          | 5     | € 189,00               |  |              |                  |                   |           |
|   |        |                       |    |                |       |                        |  | (*)          | FRONTALI         | STRUTTURA         | fronts    |
|   |        |                       |    |                |       |                        | 400  | BIANCO BR.   | BIANCO BR.       | br. white         | br. white |
|   |        |                       |    |                |       |                        | 418  | NOCE PACIFIC | BIANCO BR.       | pacific walnut    | br. white |
|   |        |                       |    |                |       |                        | 419  | NOCE ITALIA  | BIANCO BR.       | italy walnut      | br. white |
|   |        |                       |    |                |       |                        | 420  | ACERO        | BIANCO BR.       | maple             | br. white |
|   |        |                       |    |                |       |                        | 429  | ROVERE AFRO  | BIANCO BR.       | african oak       | br. white |
|   |        |                       |    |                |       |                        | 490  | WENGÉ        | BIANCO BR.       | wenge             | br. white |
| BUSSOLOTTO L.90 CON 2 CASSETTI<br><i>modular unit w 90 cms with 2 drawers</i><br><br> APERTURA "PREMI-APRI"<br>opening with<br>"push-open" system<br><br>L.90 x p.46,3 x H.45  | L.90   | 156 218 (*)           | 16 | 0,170          | 1     | € 264,00               |  |              |                  |                   |           |
|   |        |                       |    |                |       |                        |  |              |                  |                   |           |


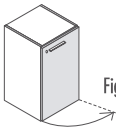

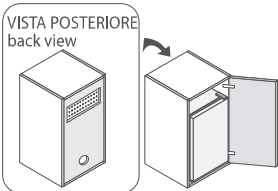
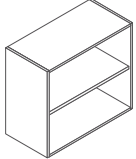
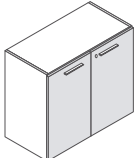
**BASI, FIANCHI FINALI E TOP PER BUSSOLOTTI**  
bases, final side panels and top for modular units

| DESCRIZIONE<br>description  | L<br>w             | CODICE<br>code     | KG             | M <sup>3</sup> | COLLI    | PREZZO<br>price | (*) CODICE FINITURA<br>(* finish code)  |      |      |      |              |                |                |             |              |              |       |       |       |             |             |             |            |            |           |       |       |       |
|---|--------------------|--------------------|----------------|----------------|----------|-----------------|---|------|------|------|--------------|----------------|----------------|-------------|--------------|--------------|-------|-------|-------|-------------|-------------|-------------|------------|------------|-----------|-------|-------|-------|
| <b>BASI PER BUSSOLOTTI (versione sporgente cm 9)</b><br>bases for modular units (protruding version 3½")<br><br>L. x p.56 x H.14   | L.110              | 156 <b>251 (*)</b> | 21             | 0,040          | 2        | € 290,00        | <table border="1"> <thead> <tr> <th>(*)</th> <th>BASE</th> <th>base</th> </tr> </thead> <tbody> <tr> <td>918</td> <td>NOCE PACIFIC</td> <td>pacific walnut</td> </tr> <tr> <td>919</td> <td>NOCE ITALIA</td> <td>italy walnut</td> </tr> <tr> <td>920</td> <td>ACERO</td> <td>maple</td> </tr> <tr> <td>929</td> <td>ROVERE AFRO</td> <td>african oak</td> </tr> <tr> <td>940</td> <td>BIANCO BR.</td> <td>br. white</td> </tr> <tr> <td>990</td> <td>WENGÉ</td> <td>wenge</td> </tr> </tbody> </table> | (*)  | BASE | base | 918          | NOCE PACIFIC   | pacific walnut | 919         | NOCE ITALIA  | italy walnut | 920   | ACERO | maple | 929         | ROVERE AFRO | african oak | 940        | BIANCO BR. | br. white | 990   | WENGÉ | wenge |
|   | (*)                | BASE               | base           |                |          |                 |   |      |      |      |              |                |                |             |              |              |       |       |       |             |             |             |            |            |           |       |       |       |
|   | 918                | NOCE PACIFIC       | pacific walnut |                |          |                 |   |      |      |      |              |                |                |             |              |              |       |       |       |             |             |             |            |            |           |       |       |       |
|   | 919                | NOCE ITALIA        | italy walnut   |                |          |                 |   |      |      |      |              |                |                |             |              |              |       |       |       |             |             |             |            |            |           |       |       |       |
|   | 920                | ACERO              | maple          |                |          |                 |   |      |      |      |              |                |                |             |              |              |       |       |       |             |             |             |            |            |           |       |       |       |
| 929   | ROVERE AFRO        | african oak        |                |                |          |                 |   |      |      |      |              |                |                |             |              |              |       |       |       |             |             |             |            |            |           |       |       |       |
| 940   | BIANCO BR.         | br. white          |                |                |          |                 |   |      |      |      |              |                |                |             |              |              |       |       |       |             |             |             |            |            |           |       |       |       |
| 990   | WENGÉ              | wenge              |                |                |          |                 |   |      |      |      |              |                |                |             |              |              |       |       |       |             |             |             |            |            |           |       |       |       |
| L.200   | 156 <b>253 (*)</b> | 30                 | 0,067          | 2              | € 433,00 |                 |   |      |      |      |              |                |                |             |              |              |       |       |       |             |             |             |            |            |           |       |       |       |
| L.245   | 156 <b>254 (*)</b> | 34                 | 0,081          | 2              | € 512,00 |                 |   |      |      |      |              |                |                |             |              |              |       |       |       |             |             |             |            |            |           |       |       |       |
| L.290   | 156 <b>255 (*)</b> | 52                 | 0,094          | 2              | € 564,00 |                 |   |      |      |      |              |                |                |             |              |              |       |       |       |             |             |             |            |            |           |       |       |       |
| <table border="1"> <thead> <tr> <th>(*)</th> <th>BASE</th> <th>base</th> </tr> </thead> <tbody> <tr> <td>918</td> <td>NOCE PACIFIC</td> <td>pacific walnut</td> </tr> <tr> <td>919</td> <td>NOCE ITALIA</td> <td>italy walnut</td> </tr> <tr> <td>920</td> <td>ACERO</td> <td>maple</td> </tr> <tr> <td>929</td> <td>ROVERE AFRO</td> <td>african oak</td> </tr> <tr> <td>940</td> <td>BIANCO BR.</td> <td>br. white</td> </tr> <tr> <td>990</td> <td>WENGÉ</td> <td>wenge</td> </tr> </tbody> </table> |                    |                    |                |                |          |                 | (*)   | BASE | base | 918  | NOCE PACIFIC | pacific walnut | 919            | NOCE ITALIA | italy walnut | 920          | ACERO | maple | 929   | ROVERE AFRO | african oak | 940         | BIANCO BR. | br. white  | 990       | WENGÉ | wenge |       |
| (*)   | BASE               | base               |                |                |          |                 |   |      |      |      |              |                |                |             |              |              |       |       |       |             |             |             |            |            |           |       |       |       |
| 918   | NOCE PACIFIC       | pacific walnut     |                |                |          |                 |   |      |      |      |              |                |                |             |              |              |       |       |       |             |             |             |            |            |           |       |       |       |
| 919   | NOCE ITALIA        | italy walnut       |                |                |          |                 |   |      |      |      |              |                |                |             |              |              |       |       |       |             |             |             |            |            |           |       |       |       |
| 920   | ACERO              | maple              |                |                |          |                 |   |      |      |      |              |                |                |             |              |              |       |       |       |             |             |             |            |            |           |       |       |       |
| 929   | ROVERE AFRO        | african oak        |                |                |          |                 |   |      |      |      |              |                |                |             |              |              |       |       |       |             |             |             |            |            |           |       |       |       |
| 940   | BIANCO BR.         | br. white          |                |                |          |                 |   |      |      |      |              |                |                |             |              |              |       |       |       |             |             |             |            |            |           |       |       |       |
| 990   | WENGÉ              | wenge              |                |                |          |                 |   |      |      |      |              |                |                |             |              |              |       |       |       |             |             |             |            |            |           |       |       |       |
| <b>PIEDINI CROMATI chromed feet</b>   |                    |                    |                |                |          |                 |   |      |      |      |              |                |                |             |              |              |       |       |       |             |             |             |            |            |           |       |       |       |
| <b>BASI PER BUSSOLOTTI (versione sporgente cm 2)</b><br>bases for modular units (protruding version ¾")<br><br>L. x p.49,8 x H.14  | L.96,3             | 156 <b>281 (*)</b> | 20             | 0,034          | 2        | € 290,00        | <table border="1"> <thead> <tr> <th>(*)</th> <th>BASE</th> <th>base</th> </tr> </thead> <tbody> <tr> <td>180</td> <td>NOCE PACIFIC</td> <td>pacific walnut</td> </tr> <tr> <td>190</td> <td>NOCE ITALIA</td> <td>italy walnut</td> </tr> <tr> <td>200</td> <td>ACERO</td> <td>maple</td> </tr> <tr> <td>290</td> <td>ROVERE AFRO</td> <td>african oak</td> </tr> <tr> <td>400</td> <td>BIANCO BR.</td> <td>br. white</td> </tr> <tr> <td>900</td> <td>WENGÉ</td> <td>wenge</td> </tr> </tbody> </table> | (*)  | BASE | base | 180          | NOCE PACIFIC   | pacific walnut | 190         | NOCE ITALIA  | italy walnut | 200   | ACERO | maple | 290         | ROVERE AFRO | african oak | 400        | BIANCO BR. | br. white | 900   | WENGÉ | wenge |
|   | (*)                | BASE               | base           |                |          |                 |   |      |      |      |              |                |                |             |              |              |       |       |       |             |             |             |            |            |           |       |       |       |
|   | 180                | NOCE PACIFIC       | pacific walnut |                |          |                 |   |      |      |      |              |                |                |             |              |              |       |       |       |             |             |             |            |            |           |       |       |       |
|   | 190                | NOCE ITALIA        | italy walnut   |                |          |                 |   |      |      |      |              |                |                |             |              |              |       |       |       |             |             |             |            |            |           |       |       |       |
|   | 200                | ACERO              | maple          |                |          |                 |   |      |      |      |              |                |                |             |              |              |       |       |       |             |             |             |            |            |           |       |       |       |
| 290   | ROVERE AFRO        | african oak        |                |                |          |                 |   |      |      |      |              |                |                |             |              |              |       |       |       |             |             |             |            |            |           |       |       |       |
| 400   | BIANCO BR.         | br. white          |                |                |          |                 |   |      |      |      |              |                |                |             |              |              |       |       |       |             |             |             |            |            |           |       |       |       |
| 900   | WENGÉ              | wenge              |                |                |          |                 |   |      |      |      |              |                |                |             |              |              |       |       |       |             |             |             |            |            |           |       |       |       |
| L.186,2   | 156 <b>283 (*)</b> | 28                 | 0,057          | 2              | € 433,00 |                 |   |      |      |      |              |                |                |             |              |              |       |       |       |             |             |             |            |            |           |       |       |       |
| L.231,1   | 156 <b>284 (*)</b> | 31                 | 0,070          | 2              | € 512,00 |                 |   |      |      |      |              |                |                |             |              |              |       |       |       |             |             |             |            |            |           |       |       |       |
| L.276   | 156 <b>285 (*)</b> | 49                 | 0,079          | 2              | € 564,00 |                 |   |      |      |      |              |                |                |             |              |              |       |       |       |             |             |             |            |            |           |       |       |       |
| <table border="1"> <thead> <tr> <th>(*)</th> <th>BASE</th> <th>base</th> </tr> </thead> <tbody> <tr> <td>180</td> <td>NOCE PACIFIC</td> <td>pacific walnut</td> </tr> <tr> <td>190</td> <td>NOCE ITALIA</td> <td>italy walnut</td> </tr> <tr> <td>200</td> <td>ACERO</td> <td>maple</td> </tr> <tr> <td>290</td> <td>ROVERE AFRO</td> <td>african oak</td> </tr> <tr> <td>400</td> <td>BIANCO BR.</td> <td>br. white</td> </tr> <tr> <td>900</td> <td>WENGÉ</td> <td>wenge</td> </tr> </tbody> </table> |                    |                    |                |                |          |                 | (*)   | BASE | base | 180  | NOCE PACIFIC | pacific walnut | 190            | NOCE ITALIA | italy walnut | 200          | ACERO | maple | 290   | ROVERE AFRO | african oak | 400         | BIANCO BR. | br. white  | 900       | WENGÉ | wenge |       |
| (*)   | BASE               | base               |                |                |          |                 |   |      |      |      |              |                |                |             |              |              |       |       |       |             |             |             |            |            |           |       |       |       |
| 180   | NOCE PACIFIC       | pacific walnut     |                |                |          |                 |   |      |      |      |              |                |                |             |              |              |       |       |       |             |             |             |            |            |           |       |       |       |
| 190   | NOCE ITALIA        | italy walnut       |                |                |          |                 |   |      |      |      |              |                |                |             |              |              |       |       |       |             |             |             |            |            |           |       |       |       |
| 200   | ACERO              | maple              |                |                |          |                 |   |      |      |      |              |                |                |             |              |              |       |       |       |             |             |             |            |            |           |       |       |       |
| 290   | ROVERE AFRO        | african oak        |                |                |          |                 |   |      |      |      |              |                |                |             |              |              |       |       |       |             |             |             |            |            |           |       |       |       |
| 400   | BIANCO BR.         | br. white          |                |                |          |                 |   |      |      |      |              |                |                |             |              |              |       |       |       |             |             |             |            |            |           |       |       |       |
| 900   | WENGÉ              | wenge              |                |                |          |                 |   |      |      |      |              |                |                |             |              |              |       |       |       |             |             |             |            |            |           |       |       |       |
| <b>PIEDINI CROMATI chromed feet</b>   |                    |                    |                |                |          |                 |   |      |      |      |              |                |                |             |              |              |       |       |       |             |             |             |            |            |           |       |       |       |
| <b>COPPIA FIANCHI FINALI PER BUSSOLOTTI</b><br>set of 2 final side panels for modular units<br><br>sp.1,2 x p.46,3 x H.   | H.45               | 156 <b>256 (*)</b> | 13             | 0,027          | 1        | € 68,00         | <table border="1"> <thead> <tr> <th>(*)</th> <th>BASE</th> <th>base</th> </tr> </thead> <tbody> <tr> <td>180</td> <td>NOCE PACIFIC</td> <td>pacific walnut</td> </tr> <tr> <td>190</td> <td>NOCE ITALIA</td> <td>italy walnut</td> </tr> <tr> <td>200</td> <td>ACERO</td> <td>maple</td> </tr> <tr> <td>290</td> <td>ROVERE AFRO</td> <td>african oak</td> </tr> <tr> <td>400</td> <td>BIANCO BR.</td> <td>br. white</td> </tr> <tr> <td>900</td> <td>WENGÉ</td> <td>wenge</td> </tr> </tbody> </table> | (*)  | BASE | base | 180          | NOCE PACIFIC   | pacific walnut | 190         | NOCE ITALIA  | italy walnut | 200   | ACERO | maple | 290         | ROVERE AFRO | african oak | 400        | BIANCO BR. | br. white | 900   | WENGÉ | wenge |
|   | (*)                | BASE               | base           |                |          |                 |   |      |      |      |              |                |                |             |              |              |       |       |       |             |             |             |            |            |           |       |       |       |
|   | 180                | NOCE PACIFIC       | pacific walnut |                |          |                 |   |      |      |      |              |                |                |             |              |              |       |       |       |             |             |             |            |            |           |       |       |       |
|   | 190                | NOCE ITALIA        | italy walnut   |                |          |                 |   |      |      |      |              |                |                |             |              |              |       |       |       |             |             |             |            |            |           |       |       |       |
|   | 200                | ACERO              | maple          |                |          |                 |   |      |      |      |              |                |                |             |              |              |       |       |       |             |             |             |            |            |           |       |       |       |
| 290   | ROVERE AFRO        | african oak        |                |                |          |                 |   |      |      |      |              |                |                |             |              |              |       |       |       |             |             |             |            |            |           |       |       |       |
| 400   | BIANCO BR.         | br. white          |                |                |          |                 |   |      |      |      |              |                |                |             |              |              |       |       |       |             |             |             |            |            |           |       |       |       |
| 900   | WENGÉ              | wenge              |                |                |          |                 |   |      |      |      |              |                |                |             |              |              |       |       |       |             |             |             |            |            |           |       |       |       |
| H.90  | 156 <b>257 (*)</b> | 17                 | 0,030          | 1              | € 113,00 |                 |   |      |      |      |              |                |                |             |              |              |       |       |       |             |             |             |            |            |           |       |       |       |
| H.135   | 156 <b>258 (*)</b> | 19                 | 0,032          | 1              | € 158,00 |                 |   |      |      |      |              |                |                |             |              |              |       |       |       |             |             |             |            |            |           |       |       |       |
| H.180   | 156 <b>259 (*)</b> | 21                 | 0,035          | 1              | € 208,00 |                 |   |      |      |      |              |                |                |             |              |              |       |       |       |             |             |             |            |            |           |       |       |       |
| <table border="1"> <thead> <tr> <th>(*)</th> <th>BASE</th> <th>base</th> </tr> </thead> <tbody> <tr> <td>180</td> <td>NOCE PACIFIC</td> <td>pacific walnut</td> </tr> <tr> <td>190</td> <td>NOCE ITALIA</td> <td>italy walnut</td> </tr> <tr> <td>200</td> <td>ACERO</td> <td>maple</td> </tr> <tr> <td>290</td> <td>ROVERE AFRO</td> <td>african oak</td> </tr> <tr> <td>400</td> <td>BIANCO BR.</td> <td>br. white</td> </tr> <tr> <td>900</td> <td>WENGÉ</td> <td>wenge</td> </tr> </tbody> </table> |                    |                    |                |                |          |                 | (*)   | BASE | base | 180  | NOCE PACIFIC | pacific walnut | 190            | NOCE ITALIA | italy walnut | 200          | ACERO | maple | 290   | ROVERE AFRO | african oak | 400         | BIANCO BR. | br. white  | 900       | WENGÉ | wenge |       |
| (*)   | BASE               | base               |                |                |          |                 |   |      |      |      |              |                |                |             |              |              |       |       |       |             |             |             |            |            |           |       |       |       |
| 180   | NOCE PACIFIC       | pacific walnut     |                |                |          |                 |   |      |      |      |              |                |                |             |              |              |       |       |       |             |             |             |            |            |           |       |       |       |
| 190   | NOCE ITALIA        | italy walnut       |                |                |          |                 |   |      |      |      |              |                |                |             |              |              |       |       |       |             |             |             |            |            |           |       |       |       |
| 200   | ACERO              | maple              |                |                |          |                 |   |      |      |      |              |                |                |             |              |              |       |       |       |             |             |             |            |            |           |       |       |       |
| 290   | ROVERE AFRO        | african oak        |                |                |          |                 |   |      |      |      |              |                |                |             |              |              |       |       |       |             |             |             |            |            |           |       |       |       |
| 400   | BIANCO BR.         | br. white          |                |                |          |                 |   |      |      |      |              |                |                |             |              |              |       |       |       |             |             |             |            |            |           |       |       |       |
| 900   | WENGÉ              | wenge              |                |                |          |                 |   |      |      |      |              |                |                |             |              |              |       |       |       |             |             |             |            |            |           |       |       |       |
| <b>PIEDINI CROMATI chromed feet</b>   |                    |                    |                |                |          |                 |   |      |      |      |              |                |                |             |              |              |       |       |       |             |             |             |            |            |           |       |       |       |
| <b>TOP PER BUSSOLOTTI</b><br>top for modular units<br><br>L. x p.46,3 x H.1,2  | L.92,4             | 156 <b>266 (*)</b> | 4              | 0,018          | 1        | € 58,00         | <table border="1"> <thead> <tr> <th>(*)</th> <th>BASE</th> <th>base</th> </tr> </thead> <tbody> <tr> <td>180</td> <td>NOCE PACIFIC</td> <td>pacific walnut</td> </tr> <tr> <td>190</td> <td>NOCE ITALIA</td> <td>italy walnut</td> </tr> <tr> <td>200</td> <td>ACERO</td> <td>maple</td> </tr> <tr> <td>290</td> <td>ROVERE AFRO</td> <td>african oak</td> </tr> <tr> <td>400</td> <td>BIANCO BR.</td> <td>br. white</td> </tr> <tr> <td>900</td> <td>WENGÉ</td> <td>wenge</td> </tr> </tbody> </table> | (*)  | BASE | base | 180          | NOCE PACIFIC   | pacific walnut | 190         | NOCE ITALIA  | italy walnut | 200   | ACERO | maple | 290         | ROVERE AFRO | african oak | 400        | BIANCO BR. | br. white | 900   | WENGÉ | wenge |
|   | (*)                | BASE               | base           |                |          |                 |   |      |      |      |              |                |                |             |              |              |       |       |       |             |             |             |            |            |           |       |       |       |
|   | 180                | NOCE PACIFIC       | pacific walnut |                |          |                 |   |      |      |      |              |                |                |             |              |              |       |       |       |             |             |             |            |            |           |       |       |       |
|   | 190                | NOCE ITALIA        | italy walnut   |                |          |                 |   |      |      |      |              |                |                |             |              |              |       |       |       |             |             |             |            |            |           |       |       |       |
|   | 200                | ACERO              | maple          |                |          |                 |   |      |      |      |              |                |                |             |              |              |       |       |       |             |             |             |            |            |           |       |       |       |
| 290   | ROVERE AFRO        | african oak        |                |                |          |                 |   |      |      |      |              |                |                |             |              |              |       |       |       |             |             |             |            |            |           |       |       |       |
| 400   | BIANCO BR.         | br. white          |                |                |          |                 |   |      |      |      |              |                |                |             |              |              |       |       |       |             |             |             |            |            |           |       |       |       |
| 900   | WENGÉ              | wenge              |                |                |          |                 |   |      |      |      |              |                |                |             |              |              |       |       |       |             |             |             |            |            |           |       |       |       |
| L.182,4   | 156 <b>268 (*)</b> | 7                  | 0,035          | 1              | € 108,00 |                 |   |      |      |      |              |                |                |             |              |              |       |       |       |             |             |             |            |            |           |       |       |       |
| L.227,4   | 156 <b>269 (*)</b> | 9                  | 0,046          | 1              | € 129,00 |                 |   |      |      |      |              |                |                |             |              |              |       |       |       |             |             |             |            |            |           |       |       |       |
| L.272,4   | 156 <b>270 (*)</b> | 11                 | 0,052          | 1              | € 153,00 |                 |   |      |      |      |              |                |                |             |              |              |       |       |       |             |             |             |            |            |           |       |       |       |
| <table border="1"> <thead> <tr> <th>(*)</th> <th>BASE</th> <th>base</th> </tr> </thead> <tbody> <tr> <td>180</td> <td>NOCE PACIFIC</td> <td>pacific walnut</td> </tr> <tr> <td>190</td> <td>NOCE ITALIA</td> <td>italy walnut</td> </tr> <tr> <td>200</td> <td>ACERO</td> <td>maple</td> </tr> <tr> <td>290</td> <td>ROVERE AFRO</td> <td>african oak</td> </tr> <tr> <td>400</td> <td>BIANCO BR.</td> <td>br. white</td> </tr> <tr> <td>900</td> <td>WENGÉ</td> <td>wenge</td> </tr> </tbody> </table> |                    |                    |                |                |          |                 | (*)   | BASE | base | 180  | NOCE PACIFIC | pacific walnut | 190            | NOCE ITALIA | italy walnut | 200          | ACERO | maple | 290   | ROVERE AFRO | african oak | 400         | BIANCO BR. | br. white  | 900       | WENGÉ | wenge |       |
| (*)   | BASE               | base               |                |                |          |                 |   |      |      |      |              |                |                |             |              |              |       |       |       |             |             |             |            |            |           |       |       |       |
| 180   | NOCE PACIFIC       | pacific walnut     |                |                |          |                 |   |      |      |      |              |                |                |             |              |              |       |       |       |             |             |             |            |            |           |       |       |       |
| 190   | NOCE ITALIA        | italy walnut       |                |                |          |                 |   |      |      |      |              |                |                |             |              |              |       |       |       |             |             |             |            |            |           |       |       |       |
| 200   | ACERO              | maple              |                |                |          |                 |   |      |      |      |              |                |                |             |              |              |       |       |       |             |             |             |            |            |           |       |       |       |
| 290   | ROVERE AFRO        | african oak        |                |                |          |                 |   |      |      |      |              |                |                |             |              |              |       |       |       |             |             |             |            |            |           |       |       |       |
| 400   | BIANCO BR.         | br. white          |                |                |          |                 |   |      |      |      |              |                |                |             |              |              |       |       |       |             |             |             |            |            |           |       |       |       |
| 900   | WENGÉ              | wenge              |                |                |          |                 |   |      |      |      |              |                |                |             |              |              |       |       |       |             |             |             |            |            |           |       |       |       |
| <b>PIEDINI CROMATI chromed feet</b>   |                    |                    |                |                |          |                 |   |      |      |      |              |                |                |             |              |              |       |       |       |             |             |             |            |            |           |       |       |       |

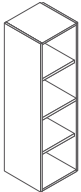
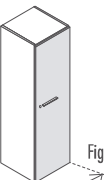
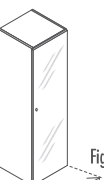
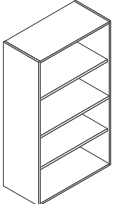
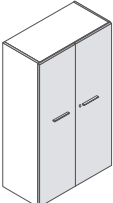
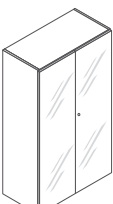
ÉNOSI EVO

**ESEMPI DI COMPONENTABILITA' BUSSOLOTTI**  
examples of using modular units



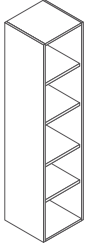
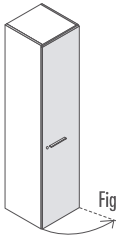


| MOBILI BASSI<br><i>low cabinets</i>  |   | TUTTE LE COMPOSIZIONI CON I MOBILI CONTENITORI DEVONO ESSERE COMPLETATE CON<br>BASE, TOP + 2 FIANCHI FINALI (VEDI PAG. 21)<br>always complete the compositions with base, top + 2 final side panels (please see page 21) |    |                |       |                        |   |
|--|---|--|----|----------------|-------|------------------------|---|
| DESCRIZIONE<br><i>description</i>  | L<br><i>w</i>   | CODICE<br><i>code</i>  | KG | M <sup>3</sup> | COLLI | PREZZO<br><i>price</i> | (*) CODICE FINITURA<br><i>(*) finish code</i> |
| MOBILE BASSO A GIORNO L.45<br><i>open low cabinet w 45 cms</i><br><br><br><br>L.45 x p.44,5 x H.78,7  | L.45  | 156 900 (*)  | 20 | 0,047          | 2     | € 94,00                | (*)   |
|  | (SENZA FORI PER CERNIERE) / (without holes for hinges)  |  |    |                |       |                        | 400   |
| MOBILE BASSO L.45<br>CON 1 ANTA LEGNO CON CHIUSURA AMMORTIZZATA E SERRATURA<br><i>low cabinet w 45 cms with 1 soft-close wooden door and lock</i><br><br> Fig.DX/right<br><br>L.45 x p.46,3 x H.78,7  | DX right<br>L.45  | 156 901 (*)  | 27 | 0,071          | 4     | € 166,00               | (*)   |
|  | SX left<br>L.45   | 156 902 (*)  |    |                |       |                        | 400   |
| MOBILE BASSO L.45<br>CON 4 CASSETTI CON CHIUSURA AMMORTIZZATA<br><i>low cabinet w 45 cms with 4 soft-close drawers</i><br><br><br><br>L.45 x p.46,3 x H.78,7   | L.45  | 156 903 (*)  | 31 | 0,230          | 1     | € 266,00               | (*)   |
|  |   |  |    |                |       |                        | 400   |
| MOBILE BASSO L.45 CON 1 ANTA LEGNO DX<br>CON CHIUSURA AMMORTIZZATA E SERRATURA,<br>COMPLETO DI FRIGORIFERO DA LT. 38+ GRIGLIA DI AERAZIONE<br><i>low cabinet w 45 cms with 1 soft-close right wooden door and lock, with refrigerator 38 liters+airing grid</i><br><br>VISTA POSTERIORE<br><i>back view</i><br><br><br>L.45 x p.46,3 x H.78,7 | DX right<br>L.45  | 156 904 (*)  | 46 | 0,185          | 5     | € 978,00               | (*)   |
|  | DIMENSIONI FRIGORIFERO: L.39 x p.40 x H.54,2<br><i>dimensions of refrigerator: w 39 x d 40 x h 54,2</i> |  |    |                |       |                        | 400   |
| MOBILE BASSO A GIORNO L.90<br><i>open low cabinet w 90 cms</i><br><br><br><br>L.90 x p.44,5 x H.78,7  | L.90  | 156 909 (*)  | 31 | 0,072          | 2     | € 135,00               | (*)   |
|  | (SENZA FORI PER CERNIERE) / (without holes for hinges)  |  |    |                |       |                        | 400   |
| MOBILE BASSO L.90 CON 2 ANTE LEGNO CON CHIUSURA AMMORTIZZATA E SERRATURA<br><i>low cabinet w 90 cms with 2 soft-close wooden doors and lock</i><br><br><br><br>L.90 x p.46,3 x H.78,7   | L.90  | 156 906 (*)  | 43 | 0,107          | 4     | € 277,00               | (*)   |
|  |   |  |    |                |       |                        | 400   |



| MOBILI MEDI<br>medium cabinets  |   | TUTTE LE COMPOSIZIONI CON I MOBILI CONTENITORI DEVONO ESSERE COMPLETATE CON<br>BASE, TOP + 2 FIANCHI FINALI (VEDI PAG. 21)<br>always complete the compositions with base, top + 2 final side panels (please see page 21) |                    |                |       |                 |                                     |  |  |
|---|---|--|--------------------|----------------|-------|-----------------|-------------------------------------|--|--|
| DESCRIZIONE<br>description  | L<br>w  | CODICE<br>code   | KG                 | M <sup>3</sup> | COLLI | PREZZO<br>price | PREZZO<br>price                     | (*) CODICE FINITURA<br>(* finish code)     |  |
| MOBILE MEDIO A GIORNO L.45<br>open medium cabinet w 45 cms<br>   | L.45  | 156 <b>915</b> (*)   | 36                 | 0,088          | 3     |                 | <b>€ 165,00</b>                     | (*)  |  |
|   | (SENZA FORI PER CERNIERE) / (without holes for hinges)  |  |                    |                |       |                 |                                     | 400  | STRUTTURA<br>BIANCO BR. structure<br>br. white |
| L.45 x p.44,5 x H.155,5   |   |  |                    |                |       |                 |                                     |  |  |
| MOBILE MEDIO L.45<br>CON 1 ANTA LEGNO CON CHIUSURA<br>AMMORTIZZATA E SERRATURA<br>medium cabinet w 45 cms<br>with 1 soft-close wooden door and lock<br>    | DX<br>right   | L.45   | 156 <b>910</b> (*) | 47             | 0,134 | 5               |                                     | <b>€ 286,00</b>                            |  |
|   | SX<br>left  | L.45   | 156 <b>911</b> (*) |                |       |                 |                                     |  |  |
|   | Fig.DX/right  |  |                    |                |       |                 |                                     |  |  |
| L.45 x p.46,3 x H.155,5   |   |  |                    |                |       |                 |                                     |  |  |
| MOBILE MEDIO L.45<br>CON 1 ANTA VETRO CON SERRATURA<br>medium cabinet w 45 cms<br>with 1 glass door with lock<br>   | DX<br>right   | L.45   | 156 <b>912</b> (*) | 49             | 0,132 | 5               | VETRO<br>COLORATO<br>coloured glass | VETRO<br>BIANCO EXTRA<br>extra white glass |  |
|   | SX<br>left  | L.45   | 156 <b>913</b> (*) |                |       |                 | <b>€ 370,00</b>                     | <b>€ 403,00</b>                            |  |
|   | Fig.DX/right  |  |                    |                |       |                 |                                     |  |  |
| L.45 x p.46,3 x H.155,5   |   |  |                    |                |       |                 |                                     |  |  |
| MOBILE MEDIO A GIORNO L.90<br>open medium cabinet w 90 cms<br>   | L.90  | 156 <b>916</b> (*)   | 57                 | 0,135          | 3     |                 | <b>€ 244,00</b>                     | (*)  |  |
|   | (SENZA FORI PER CERNIERE) / (without holes for hinges)  |  |                    |                |       |                 |                                     | 400  | STRUTTURA<br>BIANCO BR. structure<br>br. white |
| L.90 x p.44,5 x H.155,5   |   |  |                    |                |       |                 |                                     |  |  |
| MOBILE MEDIO L.90<br>CON 2 ANTE LEGNO CON CHIUSURA<br>AMMORTIZZATA E SERRATURA<br>medium cabinet w 90 cms<br>with 2 soft-close wooden doors and lock<br> | L.90  | 156 <b>914</b> (*)   | 78                 | 0,202          | 5     |                 | <b>€ 476,00</b>                     | (*)  |  |
|   | ANTE CON TELAIO ALLUMINIO E VETRO TEMPERATO RETRO-LACCATO<br>doors with aluminium frame and tempered rear-lacquered glass |  |                    |                |       |                 |                                     |  |  |
|   | VETRO TEMPERATO RETROLACCATO<br>tempered rear-lacquered glass   |  |                    |                |       |                 |                                     |  |  |
| L.90 x p.46,3 x H.155,5   |   |  |                    |                |       |                 |                                     |  |  |
| MOBILE MEDIO L.90<br>CON 2 ANTE VETRO CON SERRATURA<br>medium cabinet w 90 cms<br>with 2 glass doors with lock<br>                                       | L.90  | 156 <b>917</b> (*)   | 80                 | 0,220          | 6     |                 | <b>€ 670,00</b>                     | <b>€ 736,00</b>                            |  |
|   | ANTE CON TELAIO ALLUMINIO E VETRO TEMPERATO RETRO-LACCATO<br>doors with aluminium frame and tempered rear-lacquered glass |  |                    |                |       |                 |                                     |  |  |
|   | VETRO TEMPERATO RETROLACCATO<br>tempered rear-lacquered glass   |  |                    |                |       |                 |                                     |  |  |
| L.90 x p.46,3 x H.155,5   |   |  |                    |                |       |                 |                                     |  |  |

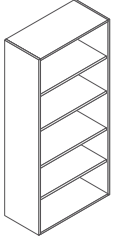

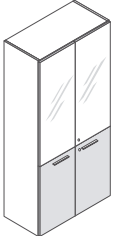

ÉNOSI EVO



| MOBILI ALTI<br>high cabinets   |  | TUTTE LE COMPOSIZIONI CON I MOBILI CONTENITORI DEVONO ESSERE COMPLETATE CON<br>BASE, TOP + 2 FIANCHI FINALI (VEDI PAG. 21)<br>always complete the compositions with base, top + 2 final side panels (please see page 21) |                    |                |       |                 |   |  |
|--|--|--|--------------------|----------------|-------|-----------------|---|--|
| DESCRIZIONE<br>description   | L<br>w   | CODICE<br>code   | KG                 | M <sup>3</sup> | COLLI | PREZZO<br>price | PREZZO<br>price                                     | (*) CODICE FINITURA<br>(* finish code)                     |
| MOBILE ALTO A GIORNO L.45<br>open high cabinet w 45 cms<br>   | L.45   | 156 <b>920</b> (*)   | 47                 | 0,104          | 3     |                 | <b>€ 199,00</b>                                     | (*)  |
|  | (SENZA FORI PER CERNIERE) / (without holes for hinges) |  |                    |                |       |                 |   | 400  |
| L.45 x p.44,5 x H.193,9  |  |  |                    |                |       |                 |   |  |
| MOBILE ALTO L.45<br>CON 1 ANTA LEGNO CON CHIUSURA<br>AMMORTIZZATA E SERRATURA<br>high cabinet w 45 cms<br>with 1 soft-close wooden door and lock<br>  | D<br>X<br>right  | L.45   | 156 <b>918</b> (*) | 57             | 0,149 | 5               |   | <b>€ 366,00</b>  |
|  | S<br>X<br>left   | L.45   | 156 <b>919</b> (*) |                |       |                 |   |  |
| L.45 x p.46,3 x H.193,9  |  |  |                    |                |       |                 |   |  |
| MOBILE ALTO L.45<br>CON 1 ANTA LEGNO CON CHIUSURA<br>AMMORTIZZATA E SERRATURA<br>+ 1 ANTA VETRO CON SERRATURA<br>high cabinet w 45 cms<br>with 1 soft-close wooden door and lock + 1 glass door with lock<br> | D<br>X<br>right  | L.45   | 156 <b>922</b> (*) | 63             | 0,163 | 7               | <b>€ 445,00</b><br>VETRO COLORATO<br>coloured glass | <b>€ 470,00</b><br>VETRO BIANCO EXTRA<br>extra white glass |
|  | S<br>X<br>left   | L.45   | 156 <b>923</b> (*) |                |       |                 |   |  |
| L.45 x p.46,3 x H.193,9  |  |  |                    |                |       |                 |   |  |
| MOBILE ALTO L.45<br>CON 1 ANTA VETRO CON SERRATURA<br>high cabinet w 45 cms with 1 glass door with lock<br>   | D<br>X<br>right  | L.45   | 156 <b>924</b> (*) | 63             | 0,158 | 5               | <b>€ 433,00</b><br>VETRO COLORATO<br>coloured glass | <b>€ 473,00</b><br>VETRO BIANCO EXTRA<br>extra white glass |
|  | S<br>X<br>left   | L.45   | 156 <b>925</b> (*) |                |       |                 |   |  |
| L.45 x p.46,3 x H.193,9  |  |  |                    |                |       |                 |   |  |



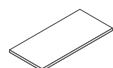


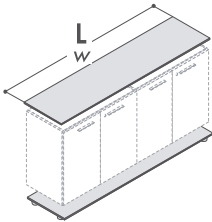
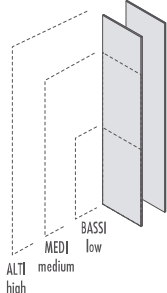


| MOBILI ALTI<br>high cabinets  |  | TUTTE LE COMPOSIZIONI CON I MOBILI CONTENITORI DEVONO ESSERE COMPLETATE CON<br>BASE, TOP + 2 FIANCHI FINALI (VEDI PAG. 21)<br>always complete the compositions with base, top + 2 final side panels (please see page 21) |     |                |       |                 |  |  |
|---|--|--|-----|----------------|-------|-----------------|--|--|
| DESCRIZIONE<br>description  | L<br>w   | CODICE<br>code   | KG  | M <sup>3</sup> | COLLI | PREZZO<br>price | PREZZO<br>price  | (*) CODICE FINITURA<br>(* finish code)                   |
| MOBILE ALTO A GIORNO L.90<br>open high cabinet w 90 cms<br>  | L.90   | 156 <b>927</b> (*)   | 73  | 0,162          | 3     |                 | <b>€ 290,00</b>  | (*)  |
|   | (SENZA FORI PER CERNIERE) / (without holes for hinges) |  |     |                |       |                 |  | 400  |
| MOBILE ALTO L.90<br>CON 2 ANTE LEGNO CON CHIUSURA<br>AMMORTIZZATA E SERRATURA<br>high cabinet w 90 cms<br>with 2 soft-close wooden doors<br>and lock<br>   | L.90   | 156 <b>926</b> (*)   | 98  | 0,249          | 5     |                 | <b>€ 594,00</b>  | (*) ANTE STRUTTURA / doors structure                     |
|   |  |  |     |                |       |                 |  | 400  |
|   |  |  |     |                |       |                 | 418  | NOCE PACIFIC / pacific walnut / br. white                |
|   |  |  |     |                |       |                 | 419  | NOCE ITALIA / italy walnut / br. white                   |
|   |  |  |     |                |       |                 | 420  | ACERO / maple / br. white                                |
|   |  |  |     |                |       |                 | 429  | ROVERE AFRO / african oak / br. white                    |
|   |  |  |     |                |       |                 | 490  | WENGÉ / wenge / br. white                                |
| MOBILE ALTO L.90<br>CON 2 ANTE LEGNO CON CHIUSURA<br>AMMORTIZZATA E SERRATURA<br>+ 2 ANTE VETRO CON SERRATURA<br>high cabinet w 90 cms<br>with 2 soft-close wooden doors and<br>lock + 2 glass doors with lock<br> | L.90   | 156 <b>930</b> (*)   | 103 | 0,263          | 8     |                 | <b>€ 787,00</b>  | VETRO COLORATO / coloured glass                          |
|   |  |  |     |                |       |                 |  | <b>€ 837,00</b>  |
| ANTE CON TELAIO ALLUMINIO E VETRO TEMPERATO RETRO-LACCATO<br>doors with aluminium frame and tempered rear-lacquered glass   |  |  |     |                |       |                 | 401  | BIANCO BR. NERO / br. white / black                      |
|   |  |  |     |                |       |                 | 404  | BIANCO BR. ROSSO RUBINO / br. white / ruby red           |
|   |  |  |     |                |       |                 | 405  | BIANCO BR. PISTACCHIO / br. white / pistachio            |
|   |  |  |     |                |       |                 | 901  | WENGÉ NERO / wenge / black                               |
|   |  |  |     |                |       |                 | 904  | WENGÉ ROSSO RUBINO / wenge / ruby red                    |
|   |  |  |     |                |       |                 | 905  | WENGÉ PISTACCHIO / wenge / pistachio                     |
|   |  |  |     |                |       |                 | STRUTTURA: BIANCO BR. / structure: br. white   |  |
|   |  |  |     |                |       |                 | VETRO TEMPERATO RETROLACCATO BIANCO EXTRA<br>extra white tempered rear-lacquered glass |  |
|   |  |  |     |                |       |                 | (*) ANTE LEGNO ANTE VETRO / wooden doors glass doors                                   |  |
|   |  |  |     |                |       |                 | 181  | NOCE PACIFIC NERO / pacific walnut / black               |
|   |  |  |     |                |       |                 | 184  | NOCE PACIFIC ROSSO RUBINO / pacific walnut / ruby red    |
|   |  |  |     |                |       |                 | 185  | NOCE PACIFIC PISTACCHIO / pacific walnut / pistachio     |
|   |  |  |     |                |       |                 | 191  | NOCE ITALIA NERO / italy walnut / black                  |
|   |  |  |     |                |       |                 | 194  | NOCE ITALIA ROSSO RUBINO / italy walnut / ruby red       |
|   |  |  |     |                |       |                 | 195  | NOCE ITALIA PISTACCHIO / italy walnut / pistachio        |
|   |  |  |     |                |       |                 | 201  | ACERO NERO / maple / black                               |
|   |  |  |     |                |       |                 | 204  | ACERO ROSSO RUBINO / maple / ruby red                    |
|   |  |  |     |                |       |                 | 205  | ACERO PISTACCHIO / maple / pistachio                     |
|   |  |  |     |                |       |                 | 291  | ROVERE AFRO NERO / african oak / black                   |
|   |  |  |     |                |       |                 | 294  | ROVERE AFRO ROSSO RUBINO / african oak / ruby red        |
|   |  |  |     |                |       |                 | 295  | ROVERE AFRO PISTACCHIO / african oak / pistachio         |
|   |  |  |     |                |       |                 | STRUTTURA: BIANCO BR. / structure: br. white   |  |
|   |  |  |     |                |       |                 | VETRO TEMPERATO RETROLACCATO<br>tempered rear-lacquered glass                          |  |
|   |  |  |     |                |       |                 | (*) ANTE LEGNO ANTE VETRO / wooden doors glass doors                                   |  |
|   |  |  |     |                |       |                 | 188  | NOCE PACIFIC BIANCO EXTRA / pacific walnut / extra white |
|   |  |  |     |                |       |                 | 198  | NOCE ITALIA BIANCO EXTRA / italy walnut / extra white    |
|   |  |  |     |                |       |                 | 208  | ACERO BIANCO EXTRA / maple / extra white                 |
|   |  |  |     |                |       |                 | 298  | ROVERE AFRO BIANCO EXTRA / african oak / extra white     |
|   |  |  |     |                |       |                 | 408  | BIANCO BR. BIANCO EXTRA / br. white / extra white        |
|   |  |  |     |                |       |                 | 908  | WENGÉ BIANCO EXTRA / wenge / extra white                 |
|   |  |  |     |                |       |                 | STRUTTURA: BIANCO BR. / structure: br. white   |  |
| MOBILE ALTO L.90<br>CON 2 ANTE VETRO CON SERRATURA<br>high cabinet w 90 cms with 2 glass<br>doors with lock<br>  | L.90   | 156 <b>932</b> (*)   | 102 | 0,268          | 6     |                 | <b>€ 777,00</b>  | VETRO COLORATO / coloured glass                          |
|   |  |  |     |                |       |                 |  | <b>€ 859,00</b>  |
| ANTE CON TELAIO ALLUMINIO E VETRO TEMPERATO RETRO-LACCATO<br>doors with aluminium frame and tempered rear-lacquered glass   |  |  |     |                |       |                 | 410  | NERO BIANCO BR. / black / br. white                      |
|   |  |  |     |                |       |                 | 474  | ROSSO RUBINO BIANCO BR. / ruby red / br. white           |
|   |  |  |     |                |       |                 | 475  | PISTACCHIO BIANCO BR. / pistachio / br. white            |
|   |  |  |     |                |       |                 | VETRO TEMPERATO RETROLACCATO BIANCO EXTRA<br>extra white tempered rear-lacquered glass |  |
|   |  |  |     |                |       |                 | (*) ANTE STRUTTURA / doors structure   |  |
|   |  |  |     |                |       |                 | 478  | BIANCO EXTRA BIANCO BR. / extra white / br. white        |

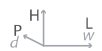
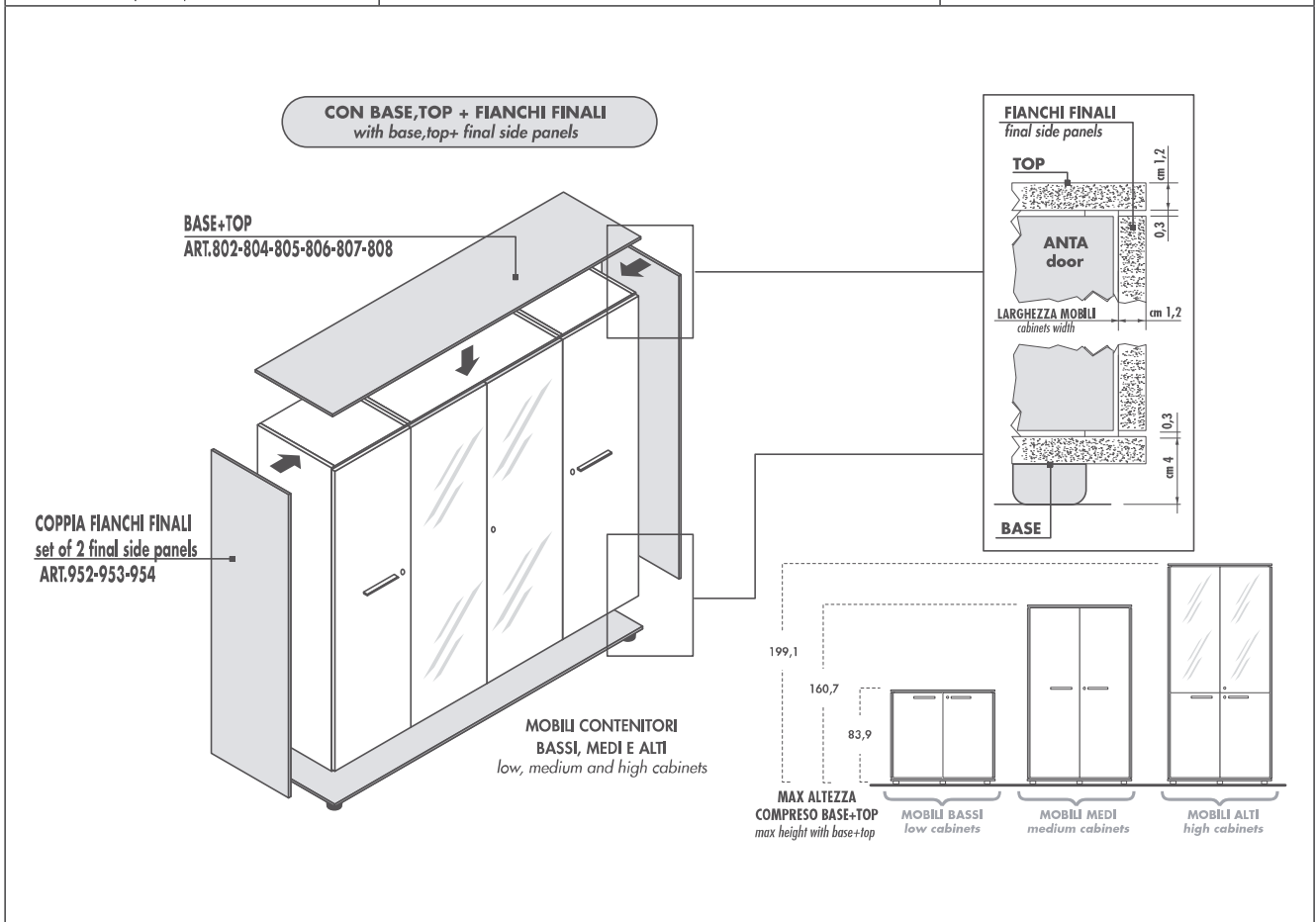
ÉNOSI EVO



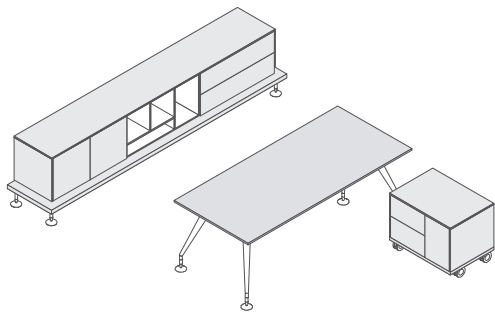
| MOBILI ALTI<br>high cabinets  |              | TUTTE LE COMPOSIZIONI CON I MOBILI CONTENITORI DEVONO ESSERE COMPLETATE CON<br>BASE, TOP + 2 FIANCHI FINALI (VEDI PAG. 21)<br>always complete the compositions with base, top + 2 final side panels (please see page 21) |                |                |           |                 |  |     |      |           |       |           |     |            |            |           |           |     |              |            |                |           |     |             |            |              |           |     |       |            |       |           |     |             |            |             |           |     |       |            |       |           |
|---|--------------|--|----------------|----------------|-----------|-----------------|--|-----|------|-----------|-------|-----------|-----|------------|------------|-----------|-----------|-----|--------------|------------|----------------|-----------|-----|-------------|------------|--------------|-----------|-----|-------|------------|-------|-----------|-----|-------------|------------|-------------|-----------|-----|-------|------------|-------|-----------|
| DESCRIZIONE<br>description  | L<br>w       | CODICE<br>code   | KG             | M <sup>3</sup> | COLLI     | PREZZO<br>price | (*) CODICE FINITURA<br>(*) finish code   |     |      |           |       |           |     |            |            |           |           |     |              |            |                |           |     |             |            |              |           |     |       |            |       |           |     |             |            |             |           |     |       |            |       |           |
| MOBILE ALTO L.90 CON 2 ANTE LEGNO CON CHIUSURA AMMORTIZZATA CON SERRATURA E 2 APPENDIABITI ESTRAIBILI<br>high cabinet w 90 cms with 2 soft-close wooden doors+lock and 2 pull-out clothes-hanger rails<br> |              |  |                |                |           |                 | <table border="1"> <thead> <tr> <th>(*)</th> <th>ANTE</th> <th>STRUTTURA</th> <th>doors</th> <th>structure</th> </tr> </thead> <tbody> <tr> <td>400</td> <td>BIANCO BR.</td> <td>BIANCO BR.</td> <td>br. white</td> <td>br. white</td> </tr> <tr> <td>418</td> <td>NOCE PACIFIC</td> <td>BIANCO BR.</td> <td>pacific walnut</td> <td>br. white</td> </tr> <tr> <td>419</td> <td>NOCE ITALIA</td> <td>BIANCO BR.</td> <td>italy walnut</td> <td>br. white</td> </tr> <tr> <td>420</td> <td>ACERO</td> <td>BIANCO BR.</td> <td>maple</td> <td>br. white</td> </tr> <tr> <td>429</td> <td>ROVERE AFRO</td> <td>BIANCO BR.</td> <td>african oak</td> <td>br. white</td> </tr> <tr> <td>490</td> <td>WENGÉ</td> <td>BIANCO BR.</td> <td>wenge</td> <td>br. white</td> </tr> </tbody> </table> | (*) | ANTE | STRUTTURA | doors | structure | 400 | BIANCO BR. | BIANCO BR. | br. white | br. white | 418 | NOCE PACIFIC | BIANCO BR. | pacific walnut | br. white | 419 | NOCE ITALIA | BIANCO BR. | italy walnut | br. white | 420 | ACERO | BIANCO BR. | maple | br. white | 429 | ROVERE AFRO | BIANCO BR. | african oak | br. white | 490 | WENGÉ | BIANCO BR. | wenge | br. white |
|   | (*)          | ANTE   | STRUTTURA      | doors          | structure |                 |  |     |      |           |       |           |     |            |            |           |           |     |              |            |                |           |     |             |            |              |           |     |       |            |       |           |     |             |            |             |           |     |       |            |       |           |
| 400   | BIANCO BR.   | BIANCO BR.   | br. white      | br. white      |           |                 |  |     |      |           |       |           |     |            |            |           |           |     |              |            |                |           |     |             |            |              |           |     |       |            |       |           |     |             |            |             |           |     |       |            |       |           |
| 418   | NOCE PACIFIC | BIANCO BR.   | pacific walnut | br. white      |           |                 |  |     |      |           |       |           |     |            |            |           |           |     |              |            |                |           |     |             |            |              |           |     |       |            |       |           |     |             |            |             |           |     |       |            |       |           |
| 419   | NOCE ITALIA  | BIANCO BR.   | italy walnut   | br. white      |           |                 |  |     |      |           |       |           |     |            |            |           |           |     |              |            |                |           |     |             |            |              |           |     |       |            |       |           |     |             |            |             |           |     |       |            |       |           |
| 420   | ACERO        | BIANCO BR.   | maple          | br. white      |           |                 |  |     |      |           |       |           |     |            |            |           |           |     |              |            |                |           |     |             |            |              |           |     |       |            |       |           |     |             |            |             |           |     |       |            |       |           |
| 429   | ROVERE AFRO  | BIANCO BR.   | african oak    | br. white      |           |                 |  |     |      |           |       |           |     |            |            |           |           |     |              |            |                |           |     |             |            |              |           |     |       |            |       |           |     |             |            |             |           |     |       |            |       |           |
| 490   | WENGÉ        | BIANCO BR.   | wenge          | br. white      |           |                 |  |     |      |           |       |           |     |            |            |           |           |     |              |            |                |           |     |             |            |              |           |     |       |            |       |           |     |             |            |             |           |     |       |            |       |           |
| L.90  | 156 934 (*)  | 83   | 0,213          | 5              | € 568,00  |                 |  |     |      |           |       |           |     |            |            |           |           |     |              |            |                |           |     |             |            |              |           |     |       |            |       |           |     |             |            |             |           |     |       |            |       |           |
| 1 RIPIANO REGISTRABILE SUPPLEMENTARE PER MOBILI L.45<br>1 adjustable additional shelf for cabinets w 45 cms<br>  |              |  |                |                |           |                 |  |     |      |           |       |           |     |            |            |           |           |     |              |            |                |           |     |             |            |              |           |     |       |            |       |           |     |             |            |             |           |     |       |            |       |           |
|   | L.41,2       | 156 936 (*)  | 3              | 0,009          | 1         | € 14,00         |  |     |      |           |       |           |     |            |            |           |           |     |              |            |                |           |     |             |            |              |           |     |       |            |       |           |     |             |            |             |           |     |       |            |       |           |
| 1 RIPIANO REGISTRABILE SUPPLEMENTARE PER MOBILI L.90<br>1 adjustable additional shelf for cabinets w 90 cms<br>  |              |  |                |                |           |                 | <table border="1"> <thead> <tr> <th>(*)</th> <th>ANTE</th> <th>STRUTTURA</th> <th>doors</th> <th>structure</th> </tr> </thead> <tbody> <tr> <td>400</td> <td>BIANCO BR.</td> <td></td> <td></td> <td>br. white</td> </tr> </tbody> </table>  | (*) | ANTE | STRUTTURA | doors | structure | 400 | BIANCO BR. |            |           | br. white |     |              |            |                |           |     |             |            |              |           |     |       |            |       |           |     |             |            |             |           |     |       |            |       |           |
|   | (*)          | ANTE   | STRUTTURA      | doors          | structure |                 |  |     |      |           |       |           |     |            |            |           |           |     |              |            |                |           |     |             |            |              |           |     |       |            |       |           |     |             |            |             |           |     |       |            |       |           |
| 400   | BIANCO BR.   |  |                | br. white      |           |                 |  |     |      |           |       |           |     |            |            |           |           |     |              |            |                |           |     |             |            |              |           |     |       |            |       |           |     |             |            |             |           |     |       |            |       |           |
| L.86,2  | 156 937 (*)  | 6  | 0,018          | 1              | € 22,00   |                 |  |     |      |           |       |           |     |            |            |           |           |     |              |            |                |           |     |             |            |              |           |     |       |            |       |           |     |             |            |             |           |     |       |            |       |           |

| BASI, TOPS E FIANCHI FINALI   |  |                    |    |                |       |                 | (*) CODICE FINITURA   |  |     |  |  |     |              |                |     |             |              |     |       |       |     |             |             |     |            |           |     |       |       |
|---|--|--------------------|----|----------------|-------|-----------------|---|--|-----|--|--|-----|--------------|----------------|-----|-------------|--------------|-----|-------|-------|-----|-------------|-------------|-----|------------|-----------|-----|-------|-------|
| bases, tops and final side panels   |  |                    |    |                |       |                 | (*) finish code   |  |     |  |  |     |              |                |     |             |              |     |       |       |     |             |             |     |            |           |     |       |       |
| DESCRIZIONE<br>description  | L<br>w   | CODICE<br>code     | KG | M <sup>2</sup> | COLLI | PREZZO<br>price |   |  |     |  |  |     |              |                |     |             |              |     |       |       |     |             |             |     |            |           |     |       |       |
| BASE+TOP PER MOBILI<br>base+top for cabinets<br><br>   | L.92,7   | 156 <b>804</b> (*) | 10 | 0,018          | 1     | € 111,00        |   |  |     |  |  |     |              |                |     |             |              |     |       |       |     |             |             |     |            |           |     |       |       |
|   | L.137,6  | 156 <b>805</b> (*) | 11 | 0,035          | 1     | € 151,00        |   |  |     |  |  |     |              |                |     |             |              |     |       |       |     |             |             |     |            |           |     |       |       |
|   | L.182,6  | 156 <b>806</b> (*) | 12 | 0,050          | 1     | € 203,00        |   |  |     |  |  |     |              |                |     |             |              |     |       |       |     |             |             |     |            |           |     |       |       |
|   | L.227,5  | 156 <b>807</b> (*) | 13 | 0,046          | 1     | € 247,00        |   |  |     |  |  |     |              |                |     |             |              |     |       |       |     |             |             |     |            |           |     |       |       |
|   | L.272,5  | 156 <b>808</b> (*) | 13 | 0,052          | 1     | € 287,00        |   |  |     |  |  |     |              |                |     |             |              |     |       |       |     |             |             |     |            |           |     |       |       |
|   | COMPLETARE SEMPRE CON FIANCHI FINALI ART.952-953-954<br>always complete with final side panels ART.952-953-954 |                    |    |                |       |                 |   |  |     |  |  |     |              |                |     |             |              |     |       |       |     |             |             |     |            |           |     |       |       |
| COPPIA FIANCHI FINALI PER MOBILI BASSI, MEDI E ALTI<br>set of 2 final side panels for low, medium and high cabinets<br><br> | H.78   | 156 <b>952</b> (*) | 12 | 0,020          | 1     | € 89,00         |   |  |     |  |  |     |              |                |     |             |              |     |       |       |     |             |             |     |            |           |     |       |       |
|   | H.154,8  | 156 <b>953</b> (*) | 14 | 0,023          | 1     | € 161,00        |   |  |     |  |  |     |              |                |     |             |              |     |       |       |     |             |             |     |            |           |     |       |       |
|   | H.193,2  | 156 <b>954</b> (*) | 19 | 0,027          | 1     | € 203,00        |   |  |     |  |  |     |              |                |     |             |              |     |       |       |     |             |             |     |            |           |     |       |       |
|   | COMPLETARE SEMPRE CON BASE+TOP<br>always complete with base+top<br>ART. 804-805-806-807-808                    |                    |    |                |       |                 |   |  |     |  |  |     |              |                |     |             |              |     |       |       |     |             |             |     |            |           |     |       |       |
|   |  |                    |    |                |       |                 | <table border="1"> <thead> <tr> <th>(*)</th> <th></th> <th></th> </tr> </thead> <tbody> <tr> <td>180</td> <td>NOCE PACIFIC</td> <td>pacific walnut</td> </tr> <tr> <td>190</td> <td>NOCE ITALIA</td> <td>italy walnut</td> </tr> <tr> <td>200</td> <td>ACERO</td> <td>maple</td> </tr> <tr> <td>290</td> <td>ROVERE AFRO</td> <td>african oak</td> </tr> <tr> <td>400</td> <td>BIANCO BR.</td> <td>br. white</td> </tr> <tr> <td>900</td> <td>WENGÉ</td> <td>wenge</td> </tr> </tbody> </table> |  | (*) |  |  | 180 | NOCE PACIFIC | pacific walnut | 190 | NOCE ITALIA | italy walnut | 200 | ACERO | maple | 290 | ROVERE AFRO | african oak | 400 | BIANCO BR. | br. white | 900 | WENGÉ | wenge |
| (*)   |  |                    |    |                |       |                 |   |  |     |  |  |     |              |                |     |             |              |     |       |       |     |             |             |     |            |           |     |       |       |
| 180   | NOCE PACIFIC   | pacific walnut     |    |                |       |                 |   |  |     |  |  |     |              |                |     |             |              |     |       |       |     |             |             |     |            |           |     |       |       |
| 190   | NOCE ITALIA  | italy walnut       |    |                |       |                 |   |  |     |  |  |     |              |                |     |             |              |     |       |       |     |             |             |     |            |           |     |       |       |
| 200   | ACERO  | maple              |    |                |       |                 |   |  |     |  |  |     |              |                |     |             |              |     |       |       |     |             |             |     |            |           |     |       |       |
| 290   | ROVERE AFRO  | african oak        |    |                |       |                 |   |  |     |  |  |     |              |                |     |             |              |     |       |       |     |             |             |     |            |           |     |       |       |
| 400   | BIANCO BR.   | br. white          |    |                |       |                 |   |  |     |  |  |     |              |                |     |             |              |     |       |       |     |             |             |     |            |           |     |       |       |
| 900   | WENGÉ  | wenge              |    |                |       |                 |   |  |     |  |  |     |              |                |     |             |              |     |       |       |     |             |             |     |            |           |     |       |       |
| L. x p.46,6 x H.4+1,2<br><br>sp.1,2 x p.46,5 x H.   |  |                    |    |                |       |                 |   |  |     |  |  |     |              |                |     |             |              |     |       |       |     |             |             |     |            |           |     |       |       |

ÉNOSI EVO

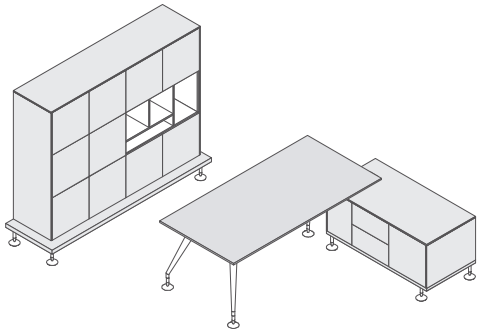


## COMPOSIZIONI typicals



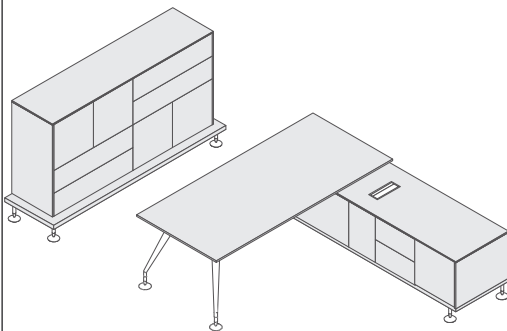
### COMP. 01

| Q.TÀ<br>q./ty   | CODICE<br>code | DESCRIZIONE<br>description   | PREZZO UNITARIO<br>unit price | PREZZO TOTALE<br>total price |
|---|----------------|--|-------------------------------|------------------------------|
| 1   | 156 304 (*)    | SCRIVANIA DIREZIONALE L.200 (GAMBE VERNICIATE)<br>executive desk w. 200 cms (painted legs)   | € 919,00                      | € 919,00                     |
| 1   | 156 211 (*)    | MOBILE DI SERVIZIO L.75 SU RUOTE 2 CASSETTE 1 ANTA DX O SX (CON PORTA-CANCELLERIA INTERNO)<br>service unit w. 75 cms on wheels with 2 drawers and 1 right or left door (with internal stationary-tray) | € 554,00                      | € 554,00                     |
| 1   | 156 255 (*)    | BASI PER BUSSOLOTTI L.290<br>bases for modular units w. 290 cms  | € 564,00                      | € 564,00                     |
| 1   | 156 216 (*)    | ELEMENTO LIBRERIA L.90<br>modular bookcase w. 90 cms   | € 526,00                      | € 526,00                     |
| 1   | 156 217 (*)    | BUSSOLOTTO L.90 CON 2 ANTE LEGNO<br>modular unit w. 90 cms with 2 wooden doors   | € 189,00                      | € 189,00                     |
| 1   | 156 218 (*)    | BUSSOLOTTO L.90 CON 2 CASSETTI<br>modular unit w. 90 cms with 2 drawers  | € 264,00                      | € 264,00                     |
| 1   | 156 256 (*)    | COPPIA FIANCHI FINALI PER BUSSOLOTTI H.45<br>set of 2 final side panels for modular units h.45 cms   | € 68,00                       | € 68,00                      |
| 1   | 156 270 (*)    | TOP PER BUSSOLOTTI L.272,4<br>top for modular units w. 272,4 cms   | € 153,00                      | € 153,00                     |
| (*) = INDICARE IL CODICE FINITURA<br>= INDIQUER LE CODE FINITION<br>= complete with finish code |                |  | TOT.                          | € 3.237,00                   |



### COMP. 02

| Q.TÀ<br>q./ty   | CODICE<br>code | DESCRIZIONE<br>description  | PREZZO UNITARIO<br>unit price | PREZZO TOTALE<br>total price |
|---|----------------|---|-------------------------------|------------------------------|
| 1   | 156 314 (*)    | SCRIVANIA DIREZIONALI DX O SX (CON 1 DISTANZIALE) L.200<br>right or left executive desk (with 1 short leg) w. 200 cms | € 891,00                      | € 891,00                     |
| 1   | 156 223 (*)    | MOBILE DI SERVIZIO L.122,5 DX O SX<br>right or left service unit w. 122,5 on adjustable feet                          | € 919,00                      | € 919,00                     |
| 1   | 156 253 (*)    | BASI PER BUSSOLOTTI L.200<br>bases for modular units w. 200 cms   | € 433,00                      | € 433,00                     |
| 1   | 156 216 (*)    | ELEMENTO LIBRERIA L.90<br>modular bookcase w. 90 cms  | € 526,00                      | € 526,00                     |
| 5   | 156 217 (*)    | BUSSOLOTTO L.90 CON 2 ANTE LEGNO<br>modular unit w. 90 cms with 2 wooden doors  | € 189,00                      | € 945,00                     |
| 1   | 156 258 (*)    | COPPIA FIANCHI FINALI PER BUSSOLOTTI H.135<br>set of 2 final side panels for modular units h.135 cms                  | € 158,00                      | € 158,00                     |
| 1   | 156 268 (*)    | TOP PER BUSSOLOTTI L.182,4<br>top for modular units w. 182,4 cms  | € 108,00                      | € 108,00                     |
| (*) = INDICARE IL CODICE FINITURA<br>= INDIQUER LE CODE FINITION<br>= complete with finish code |                |   | TOT.                          | € 3.980,00                   |



### COMP. 03

| Q.TÀ<br>q./ty   | CODICE<br>code | DESCRIZIONE<br>description  | PREZZO UNITARIO<br>unit price | PREZZO TOTALE<br>total price |
|---|----------------|---|-------------------------------|------------------------------|
| 1   | 156 319 (*)    | SCRIVANIA DIREZIONALE DX O SX (CON 2 DISTANZIALI) GAMBE VERNICIATE<br>right or left executive desk (with 2 short legs) painted legs | € 863,00                      | € 863,00                     |
| 1   | 156 226 (*)    | MOBILE DI SERVIZIO L.212,3 DX O SX<br>right or left service unit w. 212,3 cms on adjustable feet                                    | € 1.052,00                    | € 1.052,00                   |
| 1   | 156 216 (*)    | ELEMENTO LIBRERIA L.90<br>modular bookcase w. 90 cms  | € 526,00                      | € 526,00                     |
| 1   | 156 253 (*)    | BASI PER BUSSOLOTTI L.200<br>bases for modular units w. 200 cms   | € 433,00                      | € 433,00                     |
| 2   | 156 217 (*)    | BUSSOLOTTO L.90 CON 2 ANTE LEGNO<br>modular unit w. 90 cms with 2 wooden doors  | € 189,00                      | € 378,00                     |
| 2   | 156 218 (*)    | BUSSOLOTTO L.90 CON 2 CASSETTI<br>modular unit w. 90 cms with 2 drawers   | € 264,00                      | € 528,00                     |
| 1   | 156 257 (*)    | COPPIA FIANCHI FINALI PER BUSSOLOTTI H.90<br>set of 2 final side panels for modular units h.90 cms                                  | € 113,00                      | € 113,00                     |
| 1   | 156 268 (*)    | TOP PER BUSSOLOTTI L.182,4<br>top for modular units w. 182,4 cms  | € 108,00                      | € 108,00                     |
| (*) = INDICARE IL CODICE FINITURA<br>= INDIQUER LE CODE FINITION<br>= complete with finish code |                |   | TOT.                          | € 4.001,00                   |

## DESCRIZIONE TECNICA

### SCRIVANIE DIREZIONALI, ALLUNGHI E TAVOLI RIUNIONE

Piani di lavoro disponibili in 2 tipologie:

A) RIVESTITI CON 3D-FOIL EFFETTO LEGNO

B) IN VETRO TEMPERATO RETRO-LACCATO

Tipologia A)

Piano spessore totale mm 30 realizzato con pannello di fibra di legno MDF rivestito con 3d-foil disponibile nei colori: NOCE ITALIA 29, NOCE PACIFIC 37, WENGÉ 45, ROVERE AFRO 61, BIANCO BR. 69, ACERO 91.

Tipologia B)

Piano in cristallo temperato retro-laccato, spessore mm 12, bordi perimetrali lavorati a filo lucido piatto, disponibile nei colori: NERO 10, ROSSO RUBINO 74, VERDE PISTACCHIO 75 E BIANCO EXTRA 78.

I piani in cristallo sono ancorati alla struttura tramite incollaggio su supporti torniti in acciaio inox.

#### Gambe di sostegno

In tubo conificato da mm 1,5 di spessore disponibili in due versioni:

- versione verniciata, nei colori : BIANCO (BI 02) e NERO (NR 02)

- versione CROMATA LUCIDA.

Entrambe le tipologie hanno piedini livellatori presso-fusi in lega metallica cromata , con campo di regolazione di mm 20.

#### Telai strutturali

in tubolare metallico a sezione rettangolare 50 x 25 sp. mm.1,5, assemblati alle gambe tramite viti di fissaggio.

#### Modesty panel

Realizzati con pannello di fibra di legno (MDF) sp. mm 18 rivestito su un lato con 3d-foil, disponibile nei colori: ALLUMINIO MILLERIGHE, NOCE ITALIA 29, NOCE PACIFIC 37, WENGÉ 45, ROVERE AFRO 61, BIANCO BR. 69, ACERO 91. Sono ancorati al telaio strutturale mediante staffe di sostegno .

## CASSETTIERE E MOBILI DI SERVIZIO

Cassettiera e mobili di servizio sono costituiti da una struttura primaria interna realizzata con pannelli di particelle di legno composite decorate sp. mm 18 di colore BIANCO BR. 69, e da una parte esterna di finitura costituita da fianchi finali, basi, top , pannello posteriore.

Le componenti della parte esterna sono realizzate con pannelli di fibra di legno MDF rivestiti con 3d-foil disponibili nei colori: NOCE ITALIA 29, NOCE PACIFIC 37, WENGÉ 45, ROVERE AFRO 61, BIANCO BR. 69, ACERO 91.

Cassettiere e mobili di servizio, sono dotati di ruote pivotanti gemellate in nylon rivestito in gomma, con perno di supporto e rivestimento laterale cromato, freno stabilizzatore per le ruote anteriori.

I mobili di servizio vengono realizzati anche su piedini livellatori metallici e vengono utilizzati anche come basamento delle scrivanie.

La struttura dei cassetti è costituita da spondine e fondo in fibra rivestiti in pvc bianco che scorrono su guide metalliche con cuscinetti in nylon dotati di fine corsa in apertura e self-closing in chiusura. L'apertura è senza maniglia perché le guide sono dotate di sistema premi-apri.

Le cassettiere ed i mobili di servizio su ruote sono dotati di porta-cancelleria estraibile posizionato all'interno del cassetto superiore, realizzato in MDF rivestito con 3d-foil con scomparti per I-PAD e telefoni cellulari.

## BUSSOLOTTI COMPONIBILI

I contenitori sono del tipo componibile , costituiti dai seguenti elementi: bussolotti strutturali con ante o cassetti , base livellabile, top superiore, fianchi di finitura. I bussolotti sono disponibili nelle dimensioni L. 45/90 x H.45, assemblabili e sovrapponibili fra loro in modo da creare composizioni di mobili di varie dimensioni e da rifinire sempre con base strutturale, fianchi finali e top di finitura.

La carcassa dei bussolotti è costituita da pannelli di particelle di legno composite decorate sp. mm 18 disponibili nella sola versione colore BIANCO BR. 69.

La base strutturale è realizzata con pannello di spessore mm 30 rivestito con foglia polimerica termoformabile disponibile nei colori: NOCE ITALIA 29, NOCE PACIFIC 37, WENGÉ 45, ROVERE AFRO 61, BIANCO BR. 69, ACERO 91.

E' dotata di piedini livellatori presso-fusi in lega metallica cromata lucida uguali a quelli del basamento metallico delle scrivanie.

Il top, i fianchi di finitura e le ante sono realizzati con pannelli di fibra di legno MDF rivestiti con 3d-foil, disponibili nei colori: NOCE ITALIA 29, NOCE PACIFIC 37, WENGÉ 45, ROVERE AFRO 61, BIANCO BR. 69, ACERO 91. Top e fianchi finali hanno spessore mm.12, le ante mm.18.

Le ante non presentano maniglia in quanto sono dotate di sistema premi-apri. Tutte le cerniere sono del tipo con ala e scatola metallica con 3 campi di regolazione.

Le composizioni di mobili possono essere integrate con un elemento-libreria aperto realizzato con sistema folding in MDF di spessore mm.12 e laccato nei colori BIANCO, NERO, ROSSO e VERDE. Le dimensioni di tale elemento sono L.90 x p.46,3 x H.45.

## MOBILI CONTENITORI

Sono disponibili nelle larghezze cm 45 e cm 90 ed in 3 diverse tipologie in altezza: bassi, medi e alti.

La struttura è realizzata con pannelli di particelle di legno composite decorate sp. mm 18 (sp.mm25 per i ripiani) colore BIANCO BR. 69 , rifiniti perimetralmente con bordo melaminico sp. mm 0,4 in tinta con la superficie ed è dotata di piedini livellatori.

La struttura dei cassetti è costituita da spondine e fondo in fibra rivestiti in pvc nero che scorrono su guide metalliche con cuscinetti in nylon dotati di fine corsa in apertura e chiusura ammortizzata.

Le ante ed i frontali dei cassetti sono realizzati con pannelli di fibra di legno MDF sp. mm 18 rivestiti con 3d-foil disponibili nei colori: NOCE ITALIA 29, NOCE PACIFIC 37, WENGÉ 45, ROVERE AFRO 61, BIANCO BR. 69 , ACERO 91. Le ante legno basse e medie sono dotate di serratura a paletto, le ante alte sono dotate di serratura ad aste rotanti con 2 punti di chiusura.

Le ante vetrate sono con serratura, senza maniglia, con con telaio perimetrale in alluminio anodizzato (a scomparsa) e vetro temperato retro-laccato sp. mm 4 nei colori: NERO 10, ROSSO RUBINO 74, PISTACCHIO 75, BIANCO EXTRA 78.

Tutte le ante legno sono dotate di sistema di ammortizzamento soft-closing. Le maniglie sono metalliche con finitura cromata.

Le composizioni dei mobili sono da completare sempre con base+top di finitura+fianchi finali (forniti a parte) .

## BASE, TOP DI FINITURA E FIANCHI FINALI

Sono realizzati con pannelli di fibra di legno MDF sp. mm 12, rivestiti con 3d-foil disponibili nei colori: NOCE ITALIA 29, NOCE PACIFIC 37, WENGÉ 45, ROVERE AFRO 61, BIANCO BR. 69 , ACERO 91.

## IMBALLO

Tutti i componenti sono forniti smontati ed imballati con involucro pieghevole in cartone triplo, listelli di protezione perimetrale e per i riempimenti ove occorre.

Gli angoli sono protetti , ove occorre, con parasigoli anti-urto. La chiusura dell'imballo avviene mediante nastro adesivo e reggetta in nylon termosaldato.

Le cassettiere sono fornite montate, protette sui lati con angolari in cartone ed imballate con foglia di polietilene termoretraibile.

| CARATTERISTICHE FISICO-MECCANICHE DEI PANNELLI DI PARTICELLE DI LEGNO DI SPESSORE mm 18 NOBILITATI IN MELAMINICO: |   |                           |
|---|---|---------------------------|
| DESCRIZIONE   | VALORE MINIMO                                     | NORMA DI RIFERIMENTO      |
| Massa volumica  | 650 Kg / m <sup>3</sup> ± 10%                     | UNI EN 323 :1994          |
| Umidità relativa  | 5 - 13%   | UNI EN 322 :1994          |
| Tolleranza spessore   | ± 0,3 mm  | UNI EN 324-1/1994         |
| Rigonfiamento a 24 ore  | 15%   | UNI EN 317 :1994          |
| Distacco strati esterni   | 0,8 Mpa   | UNI EN 311 :2003          |
| Flessione statica   | 16 Mpa  | UNI EN 310 :1994          |
| Modulo di elasticità  | 1600 Mpa  | UNI EN 310 :1994          |
| Estrazione viti sui bordi   | > 400 N   | UNI EN 320 :1994          |
| Contenuto di formaldeide  | ≤ a 3,5 mg H <sub>2</sub> CO (m <sup>2</sup> x h) | UNI EN ISO 12460 - 3:2015 |

## TECHNICAL DESCRIPTION

### EXECUTIVE DESKS, EXTENSIONS AND MEETING TABLES

The work top is available in two constructive types:

A)- COVERED WITH 3D-FOIL

B)- IN TOUGHENED GLASS REAR-LACQUERED

Type A)

Total thickness of the work top 30mm, made from an MDF wooden fibre panel covered with 3d-foil, available in the colours: ITALY WALNUT 29, PACIFIC WALNUT 37, WENGE 45, AFRICAN OAK 61, BR. WHITE 69, MAPLE 91.

Type B)

Work top made from toughened glass with a satin effect, 12mm thick, with lipped shiny flat edges, available in the colours: BLACK 10, RUBY RED 74, PISTACHE 75, EXTRA WHITE 78.

#### Supporting legs

Made from a 1,5 mm thick coned tube, available in 2 version:

- painted version in colours: WHITE (BI 02) and BLACK (NR 02)

- shiny chromed version.

Both versions are equipped with die-cast levelling feet made from a chromed steel alloy, with a regulation of 20mm.

**Structural beams** are made from rectangular steel tubes 50x25, 1,5 mm thick, which are fixed to the conical supporting legs by screws.

#### Modesty panel

Made from 18mm thick MDF wooden fibre panel covered with 3d-foil. Available in the colour ALUMINIUM STRIPED EFFECT 00, ITALY WALNUT 29, PACIFIC WALNUT 37, WENGE 45, AFRICAN OAK 61, BR. WHITE 69, MAPLE 91. They are suspended from the structural beams using supporting brackets.

### PEDESTALS AND SERVICE UNITS

Pedestals and service units are made from an internal primary structure with 18mm thick decorated wood based panels in an BR. WHITE 69 colour and an external finishing part made from finishing side panels, bases, top and back panel.

The components of the external finishing part are made from an MDF wooden fibre panel covered with 3d-foil available in colours: ITALY WALNUT 29, PACIFIC WALNUT 37, WENGE 45, AFRICAN OAK 61, BR. WHITE 69, MAPLE 91.

Pedestals and service units are fitted with pirouetting nylon wheels covered in rubber with a supporting pin and a chromed side finish, with a stabilizer brake for the front wheels.

Internal drawers made of fibreboard covered with white PVC that slide on metal glides with nylon bearings, with drawer opening stopper and self-closing system. The opening is no handle because the guides are equipped with push-open system.

The pedestals and service units on wheels are equipped of internal stationery-tray.

The pedestals and service units on wheels are fitted with pull-out stationery holder placed inside the upper drawer, made of MDF covered with thermoformed polymeric sheet (HDPC) with compartments for I-PAD and mobile phones.

### MODULAR UNITS

The cabinets are made up of the following elements:

Structure of modular unit with doors or drawers, adjustable base, finishing top, finishing side panels.

The modular units are available in widths of w 45/90 x h 45 cms assemblable and overlapping so as to create various compositions of furniture of various sizes and to be finished always with structural base, final side panels and finish top.

The structure of modular units is made from 18mm thick decorated wood based panels and only available in BR. WHITE 69.

The base is made from 30mm thick wooden fibre panel covered with 3d-foil available in the colours: ITALY WALNUT 29, PACIFIC WALNUT 37, WENGE 45, AFRICAN OAK 61, BR. WHITE 69, MAPLE 91. The base is fitted with levelling feet

The top, final side panels and the doors are made from an MDF wooden fibre panel (12mm thick for top and final side panels, 18 mm thick. for doors) covered with 3d-foil available in the colours: ITALY WALNUT 29, PACIFIC WALNUT 37, WENGE 45, AFRICAN OAK 61, BR. WHITE 69, MAPLE 91.

The doors are fitted with push/open system, all of the hinges have a wing and a steel box with 3 fields of regulation.

The compositions of furniture can be integrated with an open-bookcase made with folding system in 12mm MDF and painted in WHITE, BLACK, RED and GREEN. The dimensions of this element are w 90 x d 46,3 x h 45 cms.

### CABINETS

Are available in the width 45cm and 90cm and in 3 different height measurements: low, medium and high cabinets.

The structure is made from 18mm thick (25mm thick for shelves) decorated wood based panels and only available in BR. WHITE 69, perimetrically finished with melamine edge of 0.4mm thick in the same colour as the surface and fitted with leveller feet.

Internal drawers made of fibreboard covered with black PVC that slide on metal glides with nylon bearings, with drawer opening stopper and soft-closing system.

The doors and the frontals of drawers are made from 18mm thick wooden fibre panel covered with 3d-foil available in the colours: ITALY WALNUT 29, PACIFIC WALNUT 37, WENGE 45, AFRICAN OAK 61, BR. WHITE 69, MAPLE 91. The low and medium wooden doors are fitted with sliding bar locks, the high doors are fitted with a rotating rod lock with 2 locking points.

The glazed doors are without handle, with lock, with anodised aluminium perimeter hidden frame and 4 mm tempered glass rear-lacquered in colours: BLACK 10, RUBY RED 74, PISTACHIO 75, EXTRA WHITE 78.

All the wooden doors are finished with damping system for soft-closing. The handles are made of metal with a chrome finish.

The cabinets are always complete with base+top finish + final sides panels.

### BASE, FINISHING TOPS AND FINAL SIDE PANELS

They are made with MDF type fibreboard panels of 12mm thick covered with 3d-foil available in the colours: ITALY WALNUT 29, PACIFIC WALNUT 37, WENGE 45, AFRICAN OAK 61, BR. WHITE 69, MAPLE 91.

### PACKAGING

All the components are disassembled and packed when supplied, and have paper triple type folding packaging, fillets for the perimetrical protection and for the fillings up, where needed. The corners are protected, where needed, through shock resistant edges protector. The packing closure occurs through sticky tape and welded nylon strap. Pedestals are assembled, when supplied, protected through polystyrene angle bars on the sides and packed using thermo-retractable polyethylene leave when provided.

| PHYSICAL-MECHANICAL CHARACTERISTICS OF 18 MM THICK PARTICLEBOARD PANELS, MELAMINE-FACED: |   |                           |
|--|---|---------------------------|
| DESCRIPTION  | MINIMUM VALUE                                     | STANDARD NUMBERS          |
| Volume Mass  | 650 Kg / m <sup>3</sup> ± 10%                     | UNI EN 323 :1994          |
| Relative Humidity  | 5 - 13%   | UNI EN 322 :1994          |
| Thickness Allowance  | ± 0,3 mm  | UNI EN 324-1/1994         |
| 24 hour Swelling   | 15%   | UNI EN 317 :1994          |
| External Surfaces Detachment   | 0,8 Mpa   | UNI EN 311 :2003          |
| Static Flexure   | 16 Mpa  | UNI EN 310 :1994          |
| Elastic Modulus  | 1600 Mpa  | UNI EN 310 :1994          |
| Edge Screws Extraction   | > 400 N   | UNI EN 320 :1994          |
| Formaldehyde Content   | ≤ a 3,5 mg H <sub>2</sub> CO (m <sup>2</sup> x h) | UNI EN ISO 12460 - 3:2015 |

**INDICE DEI CODICI**  
codes index

INDICE DEI CODICI / codes index  
Mod. ENOSI EVO

\* = INDICARE IL CODICE FINITURA  
= complete with finish code

| CODICE code | DESCRIZIONE description  | PAG. page | PREZZO price | PREZZO price |
|-------------|--|-----------|--------------|--------------|
| 156 208 *   | CASSETTIERA SU RUOTE 2 CASSETTI (CON 1 PORTA-CANCELLERIA INTERNO)<br>pedestal on wheels with 2 drawers (with 1 internal stationery-tray)   | 13        | € 450,00     | € -          |
| 156 209 *   | CASSETTIERA CLASSIFICATORE SU RUOTE (CON 1 PORTA-CANCELLERIA INTERNO)<br>pedestal on wheels with 1 file-drawer (with 1 internal stationery-tray)   | 13        | € 472,00     | € -          |
| 156 211 *   | MOBILE DI SERVIZIO L.75 SU RUOTE 2 CASSETTI (CON 1 PORTA-CANCELLERIA INTERNO) E 1 ANTA DX O SX<br>service unit w 75 cms on wheels 2 drawers (with 1 internal stationery-tray) and 1 right or left door | 13        | € 554,00     | € -          |
| 156 212 *   | MOBILE DI SERVIZIO L.116 SU RUOTE 2 CASSETTI (CON 1 PORTA-CANCELLERIA INTERNO) E 2 ANTE DX<br>service unit w 116 cms on wheels 2 drawers (with 1 internal stationery-tray) and 2 right doors           | 13        | € 725,00     | € -          |
| 156 213 *   | MOBILE DI SERVIZIO L.116 SU RUOTE 2 CASSETTI (CON 1 PORTA-CANCELLERIA INTERNO) E 2 ANTE SX<br>service unit w 116 cms on wheels 2 drawers (with 1 internal stationery-tray) and 2 left doors            | 13        | € 725,00     | € -          |
| 156 214 *   | BUSSOLOTTO L.45 CON 1 ANTA LEGNO DX O SX<br>modular unit w 45 cms with right or left wooden door   | 14        | € 111,00     | € -          |
| 156 215 *   | BUSSOLOTTO L.45 CON 2 CASSETTI<br>modular unit w 45 cms with 2 drawers   | 14        | € 206,00     | € -          |
| 156 216 *   | BUSSOLOTTO/LIBRERIA L.90<br>modular unit/bookcase w 90 cms   | 14        | € 526,00     | € -          |
| 156 217 *   | BUSSOLOTTO L.90 CON 2 ANTE LEGNO<br>modular unit w 90 cms with 2 wooden doors  | 14        | € 189,00     | € -          |
| 156 218 *   | BUSSOLOTTO L.90 CON 2 CASSETTI<br>modular unit w 90 cms with 2 drawers   | 14        | € 264,00     | € -          |
| 156 223 *   | MOBILE DI SERVIZIO L.122,5 DX O SX SU PIEDINI<br>right or left service unit w 122,5 cms on adjustable feet   | 12        | € 919,00     | € -          |
| 156 226 *   | MOBILE DI SERVIZIO L.212,3 DX O SX SU PIEDINI<br>right or left service unit w 212,3 cms on adjustable feet   | 12        | € 1.052,00   | € -          |
| 156 251 *   | BASE PER BUSSOLOTTI L.110 (VERSIONE SPORGENTE CM 9)<br>base for modular units w 110 cms (protruding version 9 cms)   | 15        | € 290,00     | € -          |
| 156 253 *   | BASE PER BUSSOLOTTI L.200 (VERSIONE SPORGENTE CM 9)<br>base for modular units w 200 cms (protruding version 9 cms)   | 15        | € 433,00     | € -          |
| 156 254 *   | BASE PER BUSSOLOTTI L.245 (VERSIONE SPORGENTE CM 9)<br>base for modular units w 245 cms (protruding version 9 cms)   | 15        | € 512,00     | € -          |
| 156 255 *   | BASE PER BUSSOLOTTI L.290 (VERSIONE SPORGENTE CM 9)<br>base for modular units w 290 cms (protruding version 9 cms)   | 15        | € 564,00     | € -          |
| 156 256 *   | COPPIA FIANCHI FINALI PER BUSSOLOTTI H.45<br>set of 2 final side panels for modular units h.45 cms   | 15        | € 68,00      | € -          |
| 156 257 *   | COPPIA FIANCHI FINALI PER BUSSOLOTTI H.90<br>set of 2 final side panels for modular units h.90 cms   | 15        | € 113,00     | € -          |
| 156 258 *   | COPPIA FIANCHI FINALI PER BUSSOLOTTI H.135<br>set of 2 final side panels for modular units h.135 cms   | 15        | € 158,00     | € -          |
| 156 259 *   | COPPIA FIANCHI FINALI PER BUSSOLOTTI H.180<br>set of 2 final side panels for modular units h.180 cms   | 15        | € 208,00     | € -          |
| 156 266 *   | TOP L.92,4<br>top w 92,4 cms   | 15        | € 58,00      | € -          |
| 156 268 *   | TOP L.182,4<br>top w 182,4 cms   | 15        | € 108,00     | € -          |
| 156 269 *   | TOP L.227,4<br>top w 227,4 cms   | 15        | € 129,00     | € -          |
| 156 270 *   | TOP L.272,4<br>top w 272,4 cms   | 15        | € 153,00     | € -          |
| 156 281 *   | BASE PER BUSSOLOTTI L.96,3 (VERSIONE SPORGENTE CM 2)<br>base for modular units w 96,3 (protruding version 2 cms)   | 15        | € 290,00     | € -          |
| 156 283 *   | BASE PER BUSSOLOTTI L.186,2 (VERSIONE SPORGENTE CM 2)<br>base for modular units w 186,2 cms (protruding version 2 cms)   | 15        | € 433,00     | € -          |
| 156 284 *   | BASE PER BUSSOLOTTI L.231,1 (VERSIONE SPORGENTE CM 2)<br>base for modular units w 231,1 cms (protruding version 2 cms)   | 15        | € 512,00     | € -          |
| 156 285 *   | BASE PER BUSSOLOTTI L.276 (VERSIONE SPORGENTE CM 2)<br>base for modular units w 276 cms (protruding version 2 cms)   | 15        | € 564,00     | € -          |
| 156 303 *   | SCRIVANIA DIREZIONALE L.180<br>executive desk w 180 cms  | 5         | € 867,00     | € 1.047,00   |
| 156 304 *   | SCRIVANIA DIREZIONALE L.200<br>executive desk w 200 cms  | 5         | € 919,00     | € 1.099,00   |
| 156 305 *   | SCRIVANIA DIREZIONALE L.220<br>executive desk w 220 cms  | 5         | € 967,00     | € 1.147,00   |
| 156 313 *   | SCRIVANIA DIREZIONALE L.180 DX O SX (CON 1 DISTANZIALE)<br>right or left executive desk w 180 cms (with 1 short leg)   | 5         | € 839,00     | € 990,00     |
| 156 314 *   | SCRIVANIA DIREZIONALE L.200 DX O SX (CON 1 DISTANZIALE)<br>right or left executive desk w 200 cms (with 1 short leg)   | 5         | € 891,00     | € 1.042,00   |
| 156 315 *   | SCRIVANIA DIREZIONALE L.220 DX O SX (CON 1 DISTANZIALE)<br>right or left executive desk w 220 cms (with 1 short leg)   | 5         | € 939,00     | € 1.090,00   |
| 156 318 *   | SCRIVANIA DIREZIONALE L.180 DX O SX (CON 2 DISTANZIALI)<br>right or left executive desk w 180 cms (with 2 short legs)  | 5         | € 811,00     | € 933,00     |
| 156 319 *   | SCRIVANIA DIREZIONALE L.200 DX O SX (CON 2 DISTANZIALI)<br>right or left executive desk w 200 cms (with 2 short legs)  | 5         | € 863,00     | € 985,00     |
| 156 320 *   | SCRIVANIA DIREZIONALE L.220 DX O SX (CON 2 DISTANZIALI)<br>right or left executive desk w 220 cms (with 2 short legs)  | 5         | € 911,00     | € 1.033,00   |
| 156 323 *   | ALLUNGO L.100 DX O SX<br>right or left extension w 100 cms   | 5         | € 450,00     | € 540,00     |
| 156 324 *   | ALLUNGO L.120 DX O SX<br>right or left extension w 120 cms   | 5         | € 488,00     | € 578,00     |
| 156 352 *   | TAVOLO RIUNIONE / SCRIVANIA L.200<br>meeting table / desk w 200 cms  | 8         | € 973,00     | € 1.153,00   |
| 156 373 *   | TAVOLO RIUNIONE / SCRIVANIA L.200 DX O SX (CON 1 DISTANZIALE)<br>right or left meeting table / desk w 200 cms (with 1 short leg)   | 5         | € 945,00     | € 1.096,00   |

ENOSI EVO

\* = INDICARE IL CODICE FINITURA  
= complete with finish code

| CODICE code | DESCRIZIONE description   | PAG. page | PREZZO price | PREZZO price |
|-------------|---|-----------|--------------|--------------|
| 156 374 *   | TAVOLO RIUNIONE QUADRATO L.120 x p.120 squared meeting table w 120 x d 120  | 8         | € 763,00     | € 943,00     |
| 156 375 *   | TAVOLO RIUNIONE QUADRATO L.160 x p.160 CON CANALE PORTA-CAVI E TOP ACCESS squared meeting table w 160 x d 160 with cable-tray and top access                            | 8         | € 1.547,00   | € 1.727,00   |
| 156 376 *   | TAVOLO RIUNIONE CIRCOLARE Ø 120 circular meeting table Ø 120 cms  | 8         | € 643,00     | € 778,00     |
| 156 379 *   | TAVOLO RIUNIONE RETTANGOLARE L.280 CON WIRE-MANAGER, CANALE PORTA-CAVI E TOP ACCESS rectangular meeting table w 280 cms with wire-manager, cable-tray and top access    | 9         | € 1.749,00   | € 1.929,00   |
| 156 380 *   | TAVOLO RIUNIONE RETTANGOLARE L.320 CON WIRE-MANAGER, CANALE PORTA-CAVI E TOP ACCESS rectangular meeting table w 320 cms with wire-manager, cable-tray and top access    | 9         | € 2.199,00   | € 2.379,00   |
| 156 381 *   | TAVOLO RIUNIONE RETTANGOLARE L.380 CON WIRE-MANAGER, CANALE PORTA-CAVI E TOP ACCESS rectangular meeting table w 380 cms with wire-manager, cable-tray and top access    | 9         | € 2.477,00   | € 2.657,00   |
| 156 393 *   | CANALE PORTA-CAVI cable-tray  | 9         | € 21,00      | € -          |
| 156 396 *   | MODESTY PANEL PER SCRIVANIA L.180 modesty panel for desk w 180 cms  | 7         | € 72,00      | € -          |
| 156 397 *   | MODESTY PANEL PER SCRIVANIA L.200 modesty panel for desk w 200cms   | 7         | € 80,00      | € -          |
| 156 398 *   | MODESTY PANEL PER SCRIVANIA L.220 modesty panel for desk w 220 cms  | 7         | € 88,00      | € -          |
| 156 401 *   | SCRIVANIA DIREZIONALE L.180 CON PIANO IN VETRO executive desk w 180 cms with glass top  | 6         | € 1.125,00   | € 1.305,00   |
| 156 402 *   | SCRIVANIA DIREZIONALE L.200 CON PIANO IN VETRO executive desk w 200 cms with glass top  | 6         | € 1.184,00   | € 1.364,00   |
| 156 403 *   | SCRIVANIA DIREZIONALE L.220 CON PIANO IN VETRO executive desk w 220 cms with glass top  | 6         | € 1.264,00   | € 1.444,00   |
| 156 405 *   | SCRIVANIA DIREZIONALE L.180 DX O SX CON PIANO IN VETRO (CON 1 DISTANZIALE) right or left executive desk w 180 cms with glass top (with 1 short leg)                     | 6         | € 1.097,00   | € 1.248,00   |
| 156 406 *   | SCRIVANIA DIREZIONALE L.200 DX O SX CON PIANO IN VETRO (CON 1 DISTANZIALE) right or left executive desk w 200 cms with glass top (with 1 short leg)                     | 6         | € 1.156,00   | € 1.307,00   |
| 156 407 *   | SCRIVANIA DIREZIONALE L.220 DX O SX CON PIANO IN VETRO (CON 1 DISTANZIALE) right or left executive desk w 220 cms with glass top (with 1 short leg)                     | 6         | € 1.236,00   | € 1.387,00   |
| 156 409 *   | SCRIVANIA DIREZIONALE L.180 DX O SX CON PIANO IN VETRO (CON 2 DISTANZIALI) right or left executive desk w 180 cms with glass top (with 2 short legs)                    | 6         | € 1.069,00   | € 1.191,00   |
| 156 410 *   | SCRIVANIA DIREZIONALE L.200 DX O SX CON PIANO IN VETRO (CON 2 DISTANZIALI) right or left executive desk w 200 cms with glass top (with 2 short legs)                    | 6         | € 1.128,00   | € 1.250,00   |
| 156 411 *   | SCRIVANIA DIREZIONALE L.220 DX O SX CON PIANO IN VETRO (CON 2 DISTANZIALI) right or left executive desk w 220 cms with glass top (with 2 short legs)                    | 6         | € 1.208,00   | € 1.330,00   |
| 156 413 *   | ALLUNGO L.100 DX O SX CON PIANO IN VETRO right or left extension w 100 cms with glass top   | 7         | € 578,00     | € 668,00     |
| 156 414 *   | ALLUNGO L.120 DX O SX CON PIANO IN VETRO right or left extension w 120 cms with glass top   | 7         | € 612,00     | € 702,00     |
| 156 417 *   | TAVOLO RIUNIONE / SCRIVANIA L.200 CON PIANO IN VETRO meeting table / desk w 200 cms with glass top  | 10        | € 1.455,00   | € 1.635,00   |
| 156 420 *   | TAVOLO RIUNIONE / SCRIVANIA L.200 DX O SX CON PIANO IN VETRO (CON 1 DISTANZIALE) right or left meeting table / desk w 200 cms with glass top (with 1 short leg)         | 7         | € 1.427,00   | € 1.578,00   |
| 156 421 *   | TAVOLO RIUNIONE QUADRATO L.120 x p.120 CON PIANO IN VETRO squared meeting table w 120 x d 120 with glass top  | 10        | € 1.037,00   | € 1.217,00   |
| 156 422 *   | TAVOLO RIUNIONE QUADRATO L.160 x p.160 CON PIANO IN VETRO, CANALE PORTA-CAVI E TOP ACCESS squared meeting table w 160 x d 160 with glass top, cable-tray and top access | 11        | € 1.895,00   | € 2.075,00   |
| 156 423 *   | TAVOLO RIUNIONE CIRCOLARE Ø 120 CON PIANO IN VETRO circular meeting table Ø 120 cms with glass top  | 11        | € 981,00     | € 1.116,00   |
| 156 427 *   | SCRIVANIA DIREZIONALE L.180 CON PIANO IN VETRO executive desk w 180 cms with glass top  | 6         | € 1.278,00   | € 1.458,00   |
| 156 428 *   | SCRIVANIA DIREZIONALE L.200 CON PIANO IN VETRO executive desk w 200 cms with glass top  | 6         | € 1.353,00   | € 1.533,00   |
| 156 429 *   | SCRIVANIA DIREZIONALE L.220 CON PIANO IN VETRO executive desk w 220 cms with glass top  | 6         | € 1.449,00   | € 1.629,00   |
| 156 430 *   | SCRIVANIA DIREZIONALE L.180 DX O SX CON PIANO IN VETRO (CON 1 DISTANZIALE) right or left executive desk w 180 cms with glass top (with 1 short leg)                     | 6         | € 1.250,00   | € 1.401,00   |
| 156 431 *   | SCRIVANIA DIREZIONALE L.200 DX O SX CON PIANO IN VETRO (CON 1 DISTANZIALE) right or left executive desk w 200 cms with glass top (with 1 short leg)                     | 6         | € 1.325,00   | € 1.476,00   |
| 156 432 *   | SCRIVANIA DIREZIONALE L.220 DX O SX CON PIANO IN VETRO (CON 1 DISTANZIALE) right or left executive desk w 220 cms with glass top (with 1 short leg)                     | 6         | € 1.421,00   | € 1.572,00   |
| 156 433 *   | SCRIVANIA DIREZIONALE L.180 DX O SX CON PIANO IN VETRO (CON 2 DISTANZIALI) right or left executive desk w 180 cms with glass top (with 2 short legs)                    | 6         | € 1.222,00   | € 1.344,00   |
| 156 434 *   | SCRIVANIA DIREZIONALE L.200 DX O SX CON PIANO IN VETRO (CON 2 DISTANZIALI) right or left executive desk w 200 cms with glass top (with 2 short legs)                    | 6         | € 1.297,00   | € 1.419,00   |
| 156 435 *   | SCRIVANIA DIREZIONALE L.220 DX O SX CON PIANO IN VETRO (CON 2 DISTANZIALI) right or left executive desk w 220 cms with glass top (with 2 short legs)                    | 6         | € 1.393,00   | € 1.515,00   |
| 156 436 *   | ALLUNGO L.100 DX O SX CON PIANO IN VETRO right or left extension w 100 cms with glass top   | 7         | € 639,00     | € 729,00     |
| 156 437 *   | ALLUNGO L.120 DX O SX CON PIANO IN VETRO right or left extension w 120 cms with glass top   | 7         | € 686,00     | € 776,00     |
| 156 440 *   | TAVOLO RIUNIONE / SCRIVANIA L.200 CON PIANO IN VETRO meeting table / desk w 200 cms with glass top  | 10        | € 1.691,00   | € 1.871,00   |
| 156 443 *   | TAVOLO RIUNIONE / SCRIVANIA L.200 DX O SX CON PIANO IN VETRO (CON 1 DISTANZIALE) right or left meeting table / desk w 200 cms with glass top (with 1 short leg)         | 7         | € 1.663,00   | € 1.814,00   |
| 156 444 *   | TAVOLO RIUNIONE QUADRATO L.120 x p.120 CON PIANO IN VETRO squared meeting table w 120 x d 120 with glass top  | 10        | € 1.181,00   | € 1.361,00   |
| 156 445 *   | TAVOLO RIUNIONE QUADRATO L.160 x p.160 CON PIANO IN VETRO, CANALE PORTA-CAVI E TOP ACCESS squared meeting table w 160 x d 160 with glass top, cable-tray and top access | 11        | € 2.145,00   | € 2.325,00   |



\* = INDICARE IL CODICE FINITURA  
= complete with finish code

| CODICE code | DESCRIZIONE description   | PAG. page | PREZZO price | PREZZO price |
|-------------|---|-----------|--------------|--------------|
| 156 446 *   | TAVOLO RIUNIONE CIRCOLARE Ø 120 CON PIANO IN VETRO<br>circular meeting table Ø 120 cms with glass top   | 11        | € 1.069,00   | € 1.204,00   |
| 156 804 *   | BASE+TOP L.92,7   | 21        | € 111,00     | € -          |
| 156 805 *   | BASE+TOP L.137,6  | 21        | € 151,00     | € -          |
| 156 806 *   | BASE+TOP L.182,6  | 21        | € 203,00     | € -          |
| 156 807 *   | BASE+TOP L.227,5  | 21        | € 247,00     | € -          |
| 156 808 *   | BASE+TOP L.272,5  | 21        | € 287,00     | € -          |
| 156 900 *   | MOBILE BASSOA GIORNO L.45<br>open low cabinet w 45 cms  | 16        | € 94,00      | € -          |
| 156 901 *   | MOBILE BASSO L.45 CON 1 ANTA LEGNO DX CON CHIUSURA AMMORTIZZATA E SERRATURA<br>low cabinet w 45 cms with 1 soft-close right wooden door and lock  | 16        | € 166,00     | € -          |
| 156 902 *   | MOBILE BASSO L.45 CON 1 ANTA LEGNO SX CON CHIUSURA AMMORTIZZATA E SERRATURA<br>low cabinet w 45 cms with 1 soft-close left wooden door and lock   | 16        | € 166,00     | € -          |
| 156 903 *   | MOBILE BASSO L.45 CON 4 CASSETTI CON CHIUSURA AMMORTIZZATA<br>low cabinet w 45 cms with 4 soft-close drawers  | 16        | € 266,00     | € -          |
| 156 904 *   | MOBILE BASSO L.45 CON 1 ANTA LEGNO DX CON CHIUSURA AMMORTIZZATA E SERRATURA, COMPLETO DI FRIGORIFERO DA L1.38+GRIGLIA DI AERAZIONE<br>low cabinet w 45 cms with 1 soft-close right wooden door and lock, with refrigerator 38 liters+airing grill | 16        | € 978,00     | € -          |
| 156 906 *   | MOBILE BASSO L.90 CON 2 ANTE LEGNO CON CHIUSURA AMMORTIZZATA E SERRATURA<br>low cabinet w 90 cms with 2 soft-close wooden doors and lock  | 16        | € 277,00     | € -          |
| 156 909 *   | MOBILE BASSOA GIORNO L.90<br>open low cabinet w 90 cms  | 16        | € 135,00     | € -          |
| 156 910 *   | MOBILE MEDIO L.45 CON 1 ANTA LEGNO DX CON CHIUSURA AMMORTIZZATA E SERRATURA<br>medium cabinet w 45 cms with 1 soft-close right wooden door and lock   | 17        | € 286,00     | € -          |
| 156 911 *   | MOBILE MEDIO L.45 CON 1 ANTA LEGNO SX CON CHIUSURA AMMORTIZZATA E SERRATURA<br>medium cabinet w 45 cms with 1 soft-close left wooden door and lock  | 17        | € 286,00     | € -          |
| 156 912 *   | MOBILE MEDIO L.45 CON 1 ANTA VETRO DX CON SERRATURA<br>medium cabinet w 45 cms with 1 right glass door with lock  | 17        | € 370,00     | € 403,00     |
| 156 913 *   | MOBILE MEDIO L.45 CON 1 ANTA VETRO SX CON SERRATURA<br>medium cabinet w 45 cms with 1 left glass door with lock   | 17        | € 370,00     | € 403,00     |
| 156 914 *   | MOBILE MEDIO L.90 CON 2 ANTE LEGNO CON CHIUSURA AMMORTIZZATA E SERRATURA<br>medium cabinet w 90 cms with 2 soft-close wooden doors and lock   | 17        | € 476,00     | € -          |
| 156 915 *   | MOBILE MEDIO GIORNO L.45<br>open medium cabinet w 45 cms  | 17        | € 165,00     | € -          |
| 156 916 *   | MOBILE MEDIO GIORNO L.90<br>open medium cabinet w 90 cms  | 17        | € 244,00     | € -          |
| 156 917 *   | MOBILE MEDIO L.90 CON 2 ANTE VETRO CON SERRATURA<br>medium cabinet w 90 cms with 2 glass doors with lock  | 17        | € 670,00     | € 736,00     |
| 156 918 *   | MOBILE ALTO L.45 CON 1 ANTA LEGNO DX CON CHIUSURA AMMORTIZZATA E SERRATURA<br>high cabinet w 45 cms with 1 soft-close right wooden door and lock  | 18        | € 366,00     | € -          |
| 156 919 *   | MOBILE ALTO L.45 CON 1 ANTA LEGNO SX CON CHIUSURA AMMORTIZZATA E SERRATURA<br>high cabinet w 45 cms with 1 soft-close left wooden door and lock   | 18        | € 366,00     | € -          |
| 156 920 *   | MOBILE ALTO A GIORNO L.45<br>open high cabinet w 45   | 18        | € 199,00     | € -          |
| 156 922 *   | MOBILE ALTO L.45 CON 1 ANTA LEGNO DX CON CHIUSURA AMMORTIZZATA E SERRATURA+ 1 ANTA VETRO DX CON SERR.<br>high cabinet w 45 cms with 1 soft-close right wooden door and lock + 1 right glass door with lock  | 18        | € 445,00     | € 470,00     |
| 156 923 *   | MOBILE ALTO L.45 CON 1 ANTA LEGNO SX CON CHIUSURA AMMORTIZZATA E SERRATURA+ 1 ANTA VETRO SX CON SERR.<br>high cabinet w 45 cms with 1 soft-close left wooden door and lock + 1 left glass door with lock  | 18        | € 445,00     | € 470,00     |
| 156 924 *   | MOBILE ALTO L.45 CON 1 ANTA VETRO DX CON SERRATURA<br>high cabinet w 45 cms with 1 right glass door with lock   | 18        | € 433,00     | € 473,00     |
| 156 925 *   | MOBILE ALTO L.45 CON 1 ANTA VETRO SX CON SERRATURA<br>high cabinet w 45 cms with 1 left glass door with lock  | 18        | € 433,00     | € 473,00     |
| 156 926 *   | MOBILE ALTO L.90 CON 2 ANTE LEGNO CON CHIUSURA AMMORTIZZATA E SERRATURA<br>high cabinet w 90 cms with 2 soft-close wooden doors and lock  | 19        | € 594,00     | € -          |
| 156 927 *   | MOBILE ALTO A GIORNO L.90<br>open high cabinet w 90   | 19        | € 290,00     | € -          |
| 156 930 *   | MOBILE ALTO L.90 CON 2 ANTE LEGNO CON CHIUSURA AMMORTIZZATA E SERRATURA+ 2 ANTE VETRO CON SERR.<br>high cabinet w 90 cms with 2 soft-close wooden doors and lock + 2 glass doors with lock  | 19        | € 787,00     | € 837,00     |
| 156 932 *   | MOBILE ALTO L.90 CON 2 ANTE VETRO CON SERRATURA<br>high cabinet w 90 cms with 2 glass doors with lock   | 19        | € 777,00     | € 859,00     |
| 156 934 *   | MOBILE ALTO PORTA-ABITI L.90 CON 2 ANTE LEGNO CON CHIUSURA AMMORTIZZATA E SERRATURA<br>high cabinet with wardrobe w 90 cms with 2 soft-close wooden doors and lock  | 20        | € 568,00     | € -          |
| 156 936 *   | RIPIANO REGISTRABILE PER MOBILI L.45<br>adjustable shelf for cabinet w 45cms  | 20        | € 14,00      | € -          |
| 156 937 *   | RIPIANO REGISTRABILE PER MOBILI L.90<br>adjustable shelf for cabinet w 90cms  | 20        | € 22,00      | € -          |
| 156 952 *   | COPPIA FIANCHI FINALI PER MOBILI BASSI<br>set of 2 final side-panels for low cabinets   | 21        | € 89,00      | € -          |
| 156 953 *   | COPPIA FIANCHI FINALI PER MOBILI MEDI<br>set of 2 final side-panels for medium cabinets   | 21        | € 161,00     | € -          |
| 156 954 *   | COPPIA FIANCHI FINALI PER MOBILI ALTI<br>set of 2 final side-panels for high cabinets   | 21        | € 203,00     | € -          |
| <b>OYO</b>  |   |           |              |              |
| 175 392 *   | PASSACAVO Ø80MM CROMATO<br>chromed cableway Ø80mm   | 9         | € 54,00      | € -          |

ENOSI EVO



# JERA

Design ORLANDINI    Engineering C.S.R. LAS MOBILI

JERA

Conforme al DLGS 81/2008 (già 626/'94)  
apply to RULE 81/2008 (626/'94)

**IMPORTANTE / it's very important**

SULL'ORDINE INDICARE SEMPRE IL CODICE COMPLETO A 9 CIFRE  
always indicate on the order the complete 9-digit code

ESEMPIO: PER ORDINARE 1 SCRIVANIA **ART.947** NOCE BALI INDICARE IL CODICE =  
example: to order 1 DESK **ART.947** BALI WALNUT indicate the code =

|                  |                      |                                      |
|------------------|----------------------|--------------------------------------|
| 159              | 947                  | 104                                  |
| MODELLO<br>model | ARTICOLO<br>art.cdc. | CODICE FINITURA(*)<br>finish code(*) |

DECODIFICA  
decoding →



In vigore dal:  
Valid from:  
01/01/2018  
Valido fino a nuova emissione  
Valid until new emission

## SOMMARIO / summary

|  |           |
|--|-----------|
| <b>CARTELLA COLORI</b> .....                 | <b>2</b>  |
| <i>colours samples card</i>                  |           |
| <b>SCRIVANIE DIREZIONALI</b> .....           | <b>4</b>  |
| <i>executive desks</i>                       |           |
| <b>CASSETTIERA LATERALE</b> .....            | <b>5</b>  |
| <i>lateral pedestal</i>                      |           |
| <b>TOP ACCESS, SOTTOMANO</b> .....           | <b>5</b>  |
| <i>top access, desk pad</i>                  |           |
| <b>PENISOLA FRONTALE PER SCRIVANIE</b> ..... | <b>6</b>  |
| <i>front terminal for desks</i>              |           |
| <b>TAVOLI DA SALOTTO</b> .....               | <b>6</b>  |
| <i>coffee tables</i>                         |           |
| <b>TAVOLI RIUNIONE</b> .....                 | <b>6</b>  |
| <i>meeting tables</i>                        |           |
| <b>MOBILI TOTEM</b> .....                    | <b>7</b>  |
| <i>totem cabinets</i>                        |           |
| <b>MOBILI SOSPESI</b> .....                  | <b>9</b>  |
| <i>suspended cabinets</i>                    |           |
| <b>MOBILI, TOP E FIANCHI FINALI</b> .....    | <b>10</b> |
| <i>cabinets, top and final side panels</i>   |           |
| <b>DESCRIZIONE TECNICA</b> .....             | <b>11</b> |
| <b>TECHNICAL DESCRIPTION</b> .....           | <b>13</b> |
| <b>INDICE DEI CODICI</b> .....               | <b>15</b> |
| <i>codes index</i>                           |           |

## CARTELLA COLORI colours samples card

per: PIANI E FRONTALI  
for: tops and fronts



COD. 12  
OLMO GREY | GREY ELM




COD. 30  
NOCE BALI | BALI WALNUT



COD. 52  
FRASSINO BROWN | BROWN ASH



STRUTTURE LEGNO  
wooden structure



COD. 44  
STONE GREY | STONE GREY




COD. 55  
ANTRACITE | ANTHRACITE



## ECO-PELLE

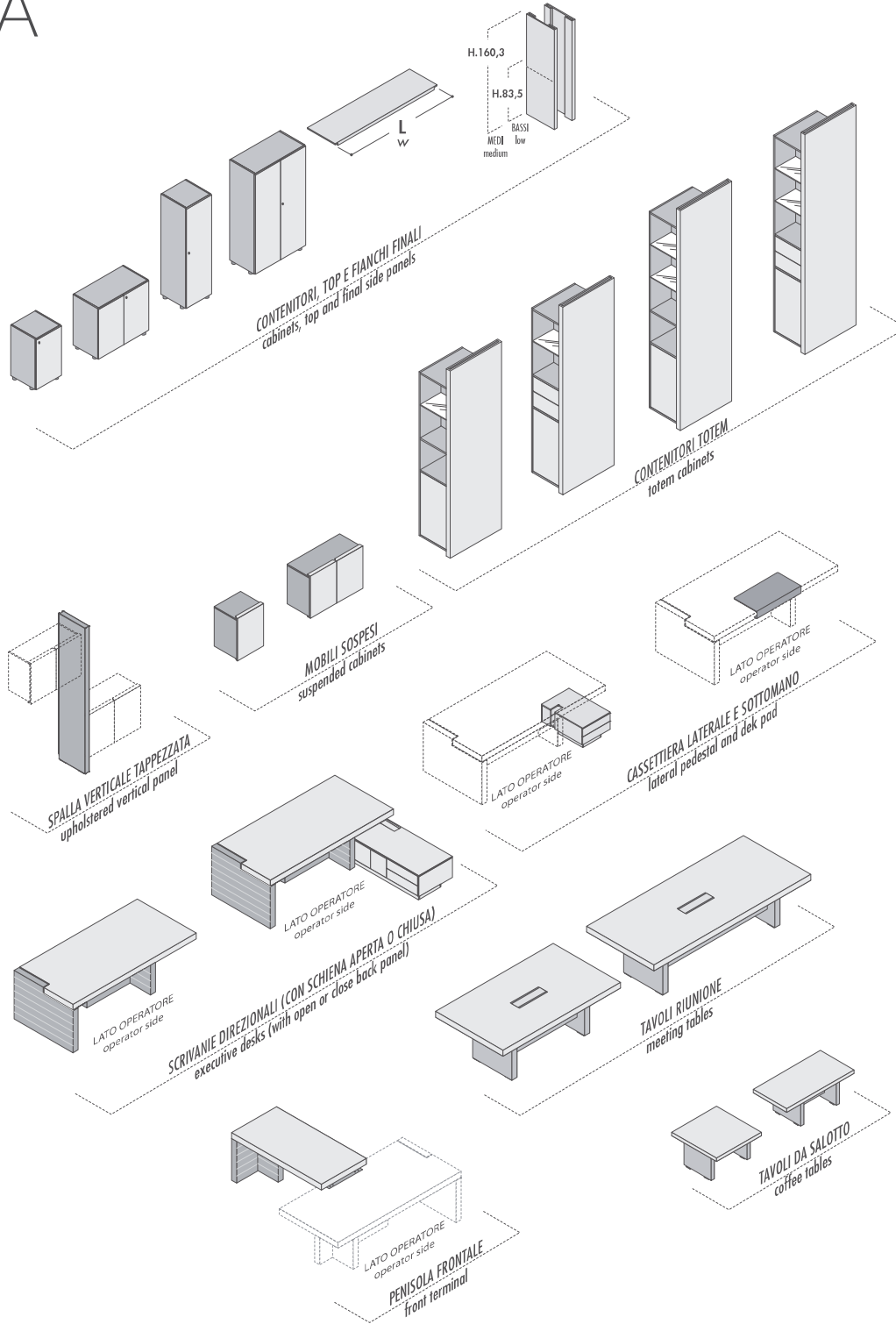
per: FIANCHI E SCHIENE SCRIVANIE - SOTTOMANO - SPALLA VERTICALE  
for: side panels and back panels - desk pad - vertical panel



GRIGIO  
grey  
504

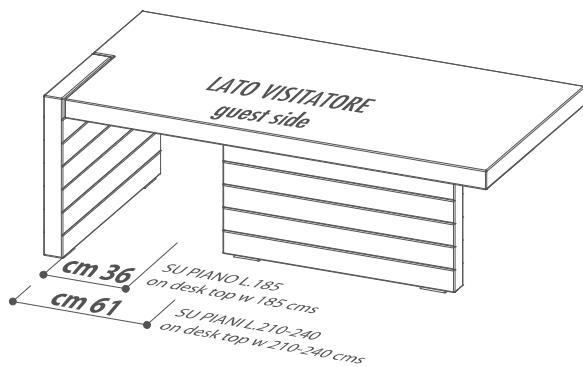


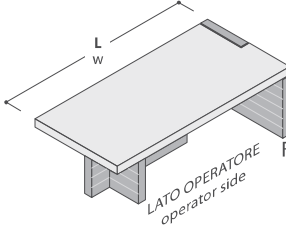

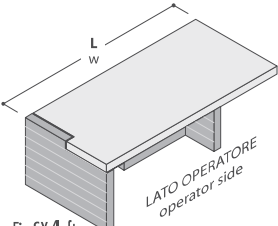

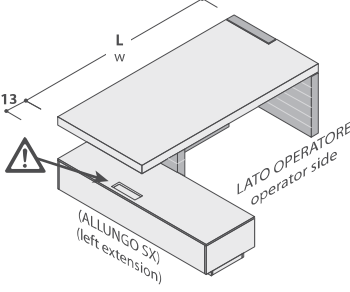
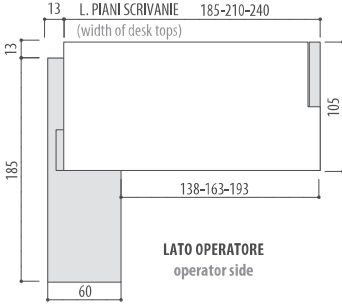

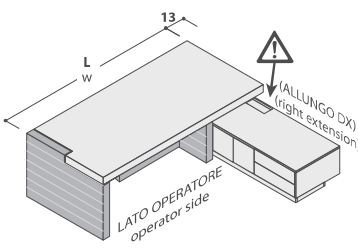
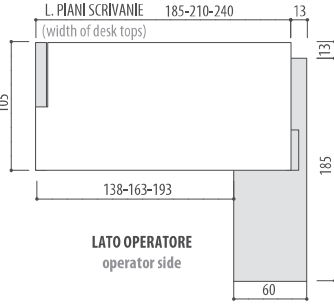

ANDESIA  
blue  
505

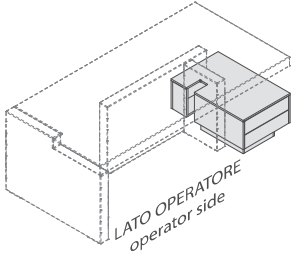
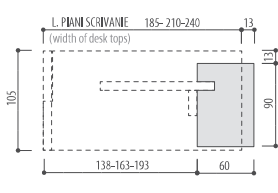
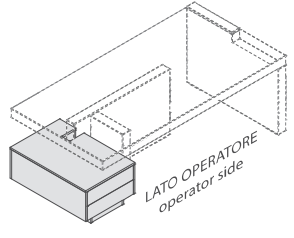
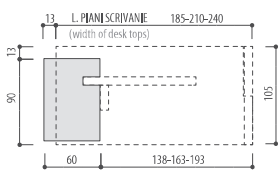
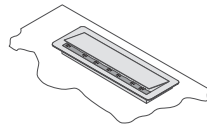
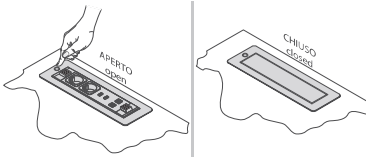
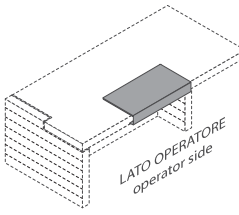


**CON SCHIENA APERTA**  
with open back panel

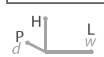
**CON SCHIENA CHIUSA**  
with close back panel

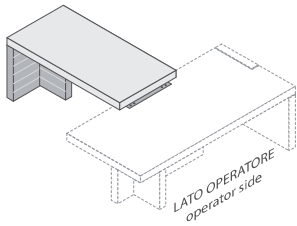
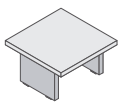
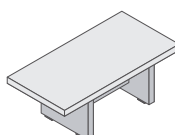
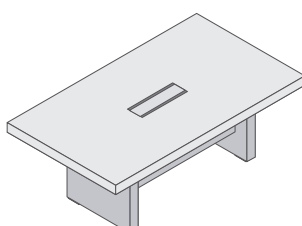
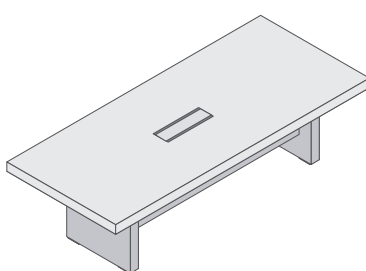
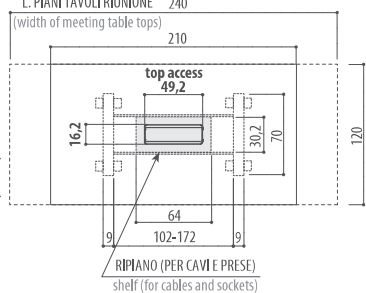


| SCRIVANIE DIREZIONALI<br>executive desks  |  |                  |                   |                   |                |                 |   |            |                 |                   |                   |                |     |           |        |             |      |     |           |         |             |       |     |                |        |           |      |     |           |        |          |      |     |           |         |          |       |
|---|--|------------------|-------------------|-------------------|----------------|-----------------|---|------------|-----------------|-------------------|-------------------|----------------|-----|-----------|--------|-------------|------|-----|-----------|---------|-------------|-------|-----|----------------|--------|-----------|------|-----|-----------|--------|----------|------|-----|-----------|---------|----------|-------|
| DESCRIZIONE<br>description  | L<br>w   | CODICE<br>code   | KG                | M <sup>3</sup>    | COLLI          | PREZZO<br>price | (*) CODICE FINITURA<br>(*) finish code  |            |                 |                   |                   |                |     |           |        |             |      |     |           |         |             |       |     |                |        |           |      |     |           |        |          |      |     |           |         |          |       |
| SCRIVANIE DIREZIONALI CON FIANCO DX<br><i>executive desks with right side panel</i><br><br> Fig.DX/right<br>LATO OPERATORE<br>operator side<br><br>L. x p.105 x H.76   | <b>CON SCHIENA APERTA</b><br>with open back panel  |                  |                   |                   |                |                 | L. PIANI SCRIVANIE 185-210-240<br>(width of desk tops)<br><br><br>LATO OPERATORE<br>operator side<br><br><table border="1"> <thead> <tr> <th>(*)</th> <th>PIANO</th> <th>BASE IN ECO-PELLE</th> <th>top</th> <th>ECO-PELLE base</th> </tr> </thead> <tbody> <tr> <td>104</td> <td>NOCE BALI</td> <td>GRIGIO</td> <td>bali walnut</td> <td>grey</td> </tr> <tr> <td>105</td> <td>NOCE BALI</td> <td>ARDESIA</td> <td>bali walnut</td> <td>slate</td> </tr> <tr> <td>704</td> <td>FRASSINO BROWN</td> <td>GRIGIO</td> <td>brown ash</td> <td>grey</td> </tr> <tr> <td>804</td> <td>OLMO GREY</td> <td>GRIGIO</td> <td>grey elm</td> <td>grey</td> </tr> <tr> <td>805</td> <td>OLMO GREY</td> <td>ARDESIA</td> <td>grey elm</td> <td>slate</td> </tr> </tbody> </table>                           | (*)        | PIANO           | BASE IN ECO-PELLE | top               | ECO-PELLE base | 104 | NOCE BALI | GRIGIO | bali walnut | grey | 105 | NOCE BALI | ARDESIA | bali walnut | slate | 704 | FRASSINO BROWN | GRIGIO | brown ash | grey | 804 | OLMO GREY | GRIGIO | grey elm | grey | 805 | OLMO GREY | ARDESIA | grey elm | slate |
|   | (*)  | PIANO            | BASE IN ECO-PELLE | top               | ECO-PELLE base |                 |   |            |                 |                   |                   |                |     |           |        |             |      |     |           |         |             |       |     |                |        |           |      |     |           |        |          |      |     |           |         |          |       |
|   | 104  | NOCE BALI        | GRIGIO            | bali walnut       | grey           |                 |   |            |                 |                   |                   |                |     |           |        |             |      |     |           |         |             |       |     |                |        |           |      |     |           |        |          |      |     |           |         |          |       |
|   | 105  | NOCE BALI        | ARDESIA           | bali walnut       | slate          |                 |   |            |                 |                   |                   |                |     |           |        |             |      |     |           |         |             |       |     |                |        |           |      |     |           |        |          |      |     |           |         |          |       |
|   | 704  | FRASSINO BROWN   | GRIGIO            | brown ash         | grey           |                 |   |            |                 |                   |                   |                |     |           |        |             |      |     |           |         |             |       |     |                |        |           |      |     |           |        |          |      |     |           |         |          |       |
|   | 804  | OLMO GREY        | GRIGIO            | grey elm          | grey           |                 |   |            |                 |                   |                   |                |     |           |        |             |      |     |           |         |             |       |     |                |        |           |      |     |           |        |          |      |     |           |         |          |       |
| 805   | OLMO GREY  | ARDESIA          | grey elm          | slate             |                |                 |   |            |                 |                   |                   |                |     |           |        |             |      |     |           |         |             |       |     |                |        |           |      |     |           |        |          |      |     |           |         |          |       |
| DX right  | L.185 <b>NEW</b>                                   | 159 961 (*)      | 126               | 0,568             | 5              | € 2.060,00      |   |            |                 |                   |                   |                |     |           |        |             |      |     |           |         |             |       |     |                |        |           |      |     |           |        |          |      |     |           |         |          |       |
|   | L.210  | 159 947 (*)      | 133               | 0,593             | 5              | € 2.147,00      |   |            |                 |                   |                   |                |     |           |        |             |      |     |           |         |             |       |     |                |        |           |      |     |           |        |          |      |     |           |         |          |       |
|   | L.240  | 159 949 (*)      | 151               | 0,664             | 5              | € 2.321,00      |   |            |                 |                   |                   |                |     |           |        |             |      |     |           |         |             |       |     |                |        |           |      |     |           |        |          |      |     |           |         |          |       |
| <b>CON SCHIENA CHIUSA</b><br>with close back panel  |  |                  |                   |                   |                |                 |   |            |                 |                   |                   |                |     |           |        |             |      |     |           |         |             |       |     |                |        |           |      |     |           |        |          |      |     |           |         |          |       |
| DX right  | L.210  | 159 917 (*)      | 148               | 0,657             | 5              | € 2.410,00      |   |            |                 |                   |                   |                |     |           |        |             |      |     |           |         |             |       |     |                |        |           |      |     |           |        |          |      |     |           |         |          |       |
|   | L.240  | 159 919 (*)      | 166               | 0,731             | 5              | € 2.585,00      |   |            |                 |                   |                   |                |     |           |        |             |      |     |           |         |             |       |     |                |        |           |      |     |           |        |          |      |     |           |         |          |       |
| SCRIVANIE DIREZIONALI CON FIANCO SX<br><i>executive desks with left side panel</i><br><br> Fig.SX/left<br>LATO OPERATORE<br>operator side<br><br>L. x p.105 x H.76   | <b>CON SCHIENA APERTA</b><br>with open back panel  |                  |                   |                   |                |                 | L. PIANI SCRIVANIE 185-210-240<br>(width of desk tops)<br><br><br>LATO OPERATORE<br>operator side  |            |                 |                   |                   |                |     |           |        |             |      |     |           |         |             |       |     |                |        |           |      |     |           |        |          |      |     |           |         |          |       |
|   | SX left  | L.185 <b>NEW</b> | 159 962 (*)       | 126               | 0,568          | 5               |   | € 2.060,00 |                 |                   |                   |                |     |           |        |             |      |     |           |         |             |       |     |                |        |           |      |     |           |        |          |      |     |           |         |          |       |
|   |  | L.210            | 159 950 (*)       | 133               | 0,609          | 5               |   | € 2.147,00 |                 |                   |                   |                |     |           |        |             |      |     |           |         |             |       |     |                |        |           |      |     |           |        |          |      |     |           |         |          |       |
|   |  | L.240            | 159 952 (*)       | 151               | 0,641          | 5               |   | € 2.321,00 |                 |                   |                   |                |     |           |        |             |      |     |           |         |             |       |     |                |        |           |      |     |           |        |          |      |     |           |         |          |       |
|   | <b>CON SCHIENA CHIUSA</b><br>with close back panel |                  |                   |                   |                |                 |   |            |                 |                   |                   |                |     |           |        |             |      |     |           |         |             |       |     |                |        |           |      |     |           |        |          |      |     |           |         |          |       |
|   | SX left  | L.210            | 159 921 (*)       | 148               | 0,673          | 5               |   | € 2.410,00 |                 |                   |                   |                |     |           |        |             |      |     |           |         |             |       |     |                |        |           |      |     |           |        |          |      |     |           |         |          |       |
|   | L.240  | 159 923 (*)      | 166               | 0,707             | 5              | € 2.585,00      |   |            |                 |                   |                   |                |     |           |        |             |      |     |           |         |             |       |     |                |        |           |      |     |           |        |          |      |     |           |         |          |       |
| SCRIVANIE DIREZIONALI CON FIANCO DX E ALLUNGO SX<br><i>executive desks with right side panel and left extension</i><br><br> Fig.DX/right<br>LATO OPERATORE<br>operator side<br>(ALLUNGO SX)<br>(left extension)<br><br>L. x p.198 x H.76 | <b>CON SCHIENA APERTA</b><br>with open back panel  |                  |                   |                   |                |                 | L. PIANI SCRIVANIE 185-210-240<br>(width of desk tops)<br><br><br>LATO OPERATORE<br>operator side<br><br><table border="1"> <thead> <tr> <th>(*)</th> <th>PIANO E ALLUNGO</th> <th>BASE IN ECO-PELLE</th> <th>top and extension</th> <th>ECO-PELLE base</th> </tr> </thead> <tbody> <tr> <td>104</td> <td>NOCE BALI</td> <td>GRIGIO</td> <td>bali walnut</td> <td>grey</td> </tr> <tr> <td>105</td> <td>NOCE BALI</td> <td>ARDESIA</td> <td>bali walnut</td> <td>slate</td> </tr> <tr> <td>704</td> <td>FRASSINO BROWN</td> <td>GRIGIO</td> <td>brown ash</td> <td>grey</td> </tr> <tr> <td>804</td> <td>OLMO GREY</td> <td>GRIGIO</td> <td>grey elm</td> <td>grey</td> </tr> <tr> <td>805</td> <td>OLMO GREY</td> <td>ARDESIA</td> <td>grey elm</td> <td>slate</td> </tr> </tbody> </table> | (*)        | PIANO E ALLUNGO | BASE IN ECO-PELLE | top and extension | ECO-PELLE base | 104 | NOCE BALI | GRIGIO | bali walnut | grey | 105 | NOCE BALI | ARDESIA | bali walnut | slate | 704 | FRASSINO BROWN | GRIGIO | brown ash | grey | 804 | OLMO GREY | GRIGIO | grey elm | grey | 805 | OLMO GREY | ARDESIA | grey elm | slate |
|   | (*)  | PIANO E ALLUNGO  | BASE IN ECO-PELLE | top and extension | ECO-PELLE base |                 |   |            |                 |                   |                   |                |     |           |        |             |      |     |           |         |             |       |     |                |        |           |      |     |           |        |          |      |     |           |         |          |       |
|   | 104  | NOCE BALI        | GRIGIO            | bali walnut       | grey           |                 |   |            |                 |                   |                   |                |     |           |        |             |      |     |           |         |             |       |     |                |        |           |      |     |           |        |          |      |     |           |         |          |       |
|   | 105  | NOCE BALI        | ARDESIA           | bali walnut       | slate          |                 |   |            |                 |                   |                   |                |     |           |        |             |      |     |           |         |             |       |     |                |        |           |      |     |           |        |          |      |     |           |         |          |       |
|   | 704  | FRASSINO BROWN   | GRIGIO            | brown ash         | grey           |                 |   |            |                 |                   |                   |                |     |           |        |             |      |     |           |         |             |       |     |                |        |           |      |     |           |        |          |      |     |           |         |          |       |
|   | 804  | OLMO GREY        | GRIGIO            | grey elm          | grey           |                 |   |            |                 |                   |                   |                |     |           |        |             |      |     |           |         |             |       |     |                |        |           |      |     |           |        |          |      |     |           |         |          |       |
| 805   | OLMO GREY  | ARDESIA          | grey elm          | slate             |                |                 |   |            |                 |                   |                   |                |     |           |        |             |      |     |           |         |             |       |     |                |        |           |      |     |           |        |          |      |     |           |         |          |       |
|   | L.185 <b>NEW</b>                                   | 159 963 (*)      | 274               | 1,020             | 10             | € 3.072,00      |   |            |                 |                   |                   |                |     |           |        |             |      |     |           |         |             |       |     |                |        |           |      |     |           |        |          |      |     |           |         |          |       |
|   | L.210  | 159 953 (*)      | 281               | 1,046             | 10             | € 3.159,00      |   |            |                 |                   |                   |                |     |           |        |             |      |     |           |         |             |       |     |                |        |           |      |     |           |        |          |      |     |           |         |          |       |
|   | L.240  | 159 955 (*)      | 299               | 1,117             | 10             | € 3.333,00      |   |            |                 |                   |                   |                |     |           |        |             |      |     |           |         |             |       |     |                |        |           |      |     |           |        |          |      |     |           |         |          |       |
| <b>CON SCHIENA CHIUSA</b><br>with close back panel  |  |                  |                   |                   |                |                 |   |            |                 |                   |                   |                |     |           |        |             |      |     |           |         |             |       |     |                |        |           |      |     |           |        |          |      |     |           |         |          |       |
|   | L.210  | 159 927 (*)      | 296               | 1,110             | 10             | € 3.422,00      |   |            |                 |                   |                   |                |     |           |        |             |      |     |           |         |             |       |     |                |        |           |      |     |           |        |          |      |     |           |         |          |       |
|   | L.240  | 159 929 (*)      | 314               | 1,184             | 10             | € 3.597,00      |   |            |                 |                   |                   |                |     |           |        |             |      |     |           |         |             |       |     |                |        |           |      |     |           |        |          |      |     |           |         |          |       |
|  <b>COMPLETARE SEMPRE CON TOP ACCESS ART.959 O ART.960</b><br>always complete with top access art.959 or art.960   |  |                  |                   |                   |                |                 |   |            |                 |                   |                   |                |     |           |        |             |      |     |           |         |             |       |     |                |        |           |      |     |           |        |          |      |     |           |         |          |       |
| SCRIVANIE DIREZIONALI CON FIANCO SX E ALLUNGO DX<br><i>executive desks with left side panel and right extension</i><br><br> Fig.SX/left<br>LATO OPERATORE<br>operator side<br>(ALLUNGO DX)<br>(right extension)<br><br>L. x p.198 x H.76 | <b>CON SCHIENA APERTA</b><br>with open back panel  |                  |                   |                   |                |                 | L. PIANI SCRIVANIE 185-210-240<br>(width of desk tops)<br><br><br>LATO OPERATORE<br>operator side  |            |                 |                   |                   |                |     |           |        |             |      |     |           |         |             |       |     |                |        |           |      |     |           |        |          |      |     |           |         |          |       |
|   |  | L.185 <b>NEW</b> | 159 964 (*)       | 274               | 1,020          | 10              |   | € 3.072,00 |                 |                   |                   |                |     |           |        |             |      |     |           |         |             |       |     |                |        |           |      |     |           |        |          |      |     |           |         |          |       |
|   |  | L.210            | 159 956 (*)       | 281               | 1,062          | 10              |   | € 3.159,00 |                 |                   |                   |                |     |           |        |             |      |     |           |         |             |       |     |                |        |           |      |     |           |        |          |      |     |           |         |          |       |
|   |  | L.240            | 159 958 (*)       | 299               | 1,094          | 10              |   | € 3.333,00 |                 |                   |                   |                |     |           |        |             |      |     |           |         |             |       |     |                |        |           |      |     |           |        |          |      |     |           |         |          |       |
|   | <b>CON SCHIENA CHIUSA</b><br>with close back panel |                  |                   |                   |                |                 |   |            |                 |                   |                   |                |     |           |        |             |      |     |           |         |             |       |     |                |        |           |      |     |           |        |          |      |     |           |         |          |       |
|   |  | L.210            | 159 931 (*)       | 296               | 1,126          | 10              |   | € 3.422,00 |                 |                   |                   |                |     |           |        |             |      |     |           |         |             |       |     |                |        |           |      |     |           |        |          |      |     |           |         |          |       |
|   | L.240  | 159 933 (*)      | 314               | 1,160             | 10             | € 3.597,00      |   |            |                 |                   |                   |                |     |           |        |             |      |     |           |         |             |       |     |                |        |           |      |     |           |        |          |      |     |           |         |          |       |
|  <b>COMPLETARE SEMPRE CON TOP ACCESS ART.959 O ART.960</b><br>always complete with top access art.959 or art.960   |  |                  |                   |                   |                |                 |   |            |                 |                   |                   |                |     |           |        |             |      |     |           |         |             |       |     |                |        |           |      |     |           |        |          |      |     |           |         |          |       |

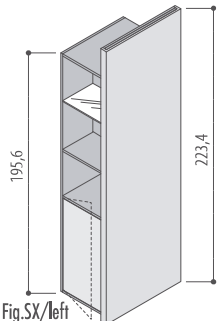
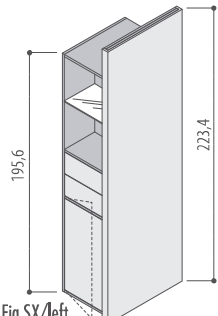
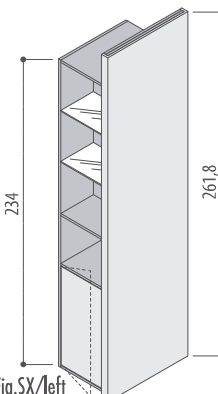
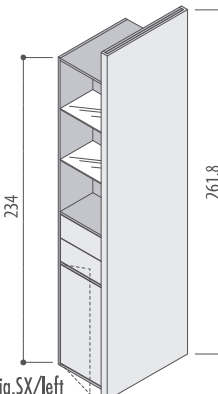
| CASSETTIERA LATERALE<br>lateral pedestal   |        |                |     |                |       |                 |  |
|--|--------|----------------|-----|----------------|-------|-----------------|--|
| DESCRIZIONE<br>description   | L<br>w | CODICE<br>code | KG  | M <sup>3</sup> | COLLI | PREZZO<br>price | (*) CODICE FINITURA<br>(*) finish code   |
| CASSETTIERA LATERALE DX 2 CASSETTI<br>right lateral pedestal 2 drawers<br><br><br>LATO OPERATORE<br>operator side<br><br>L.60 x p.90 x H.44 | L.60   | 159 935 (*)    | 87  | 0,270          | 2     | € 654,00        | <br>LATO OPERATORE<br>operator side |
|  |        |                |     |                |       |                 |  |
| CASSETTIERA LATERALE SX 2 CASSETTI<br>left lateral pedestal 2 drawers<br><br><br>LATO OPERATORE<br>operator side<br><br>L.60 x p.90 x H.44  | L.60   | 159 936 (*)    | 87  | 0,270          | 2     | € 654,00        | <br>LATO OPERATORE<br>operator side |
|  |        |                |     |                |       |                 |  |
| TOP ACCESS, SOTTOMANO<br>top access, desk pad  |        |                |     |                |       |                 |  |
| TOP ACCESS STANDARD<br>standard top access<br><br><br><br>L.39 x p.11,2 x H.2,5   | L.39   | 159 959 (*)    | 0,6 | 0,004          | 1     | € 85,00         | (*)<br>100 NOCE BALI bali walnut<br>700 FRASSINO BROWN brown ash<br>800 OLMO GREY grey elm                             |
|  |        |                |     |                |       |                 |  |
| TOP ACCESS MULTIFUNZIONE<br>multifunctions top access<br><br><br><br>L.39 x p.11,2 x H.10   | L.39   | 159 960 (*)    | 2   | 0,013          | 1     | € 578,00        | (*)<br>500 NERO black  |
|  |        |                |     |                |       |                 |  |
| SOTTOMANO PER SCRIVANIE<br>desk pad<br><br><br>LATO OPERATORE<br>operator side<br><br>L.90 x p.60 x H.9,8                                 | L.90   | 159 932 (*)    | 9   | 0,078          | 1     | € 260,00        | (*)<br>ECO-PELLE<br>504 GRIGIO grey<br>505 ARDESIA slate   |
|  |        |                |     |                |       |                 |  |

JERA



| PENISOLA FRONTALE PER SCRIVANIE<br>front terminal for desks   |                |                      |             |                       |       |                 |   |       |                   |                      |                |                       |     |           |        |             |      |     |           |         |             |       |     |                |        |           |      |     |           |        |          |      |     |           |         |          |       |
|---|----------------|----------------------|-------------|-----------------------|-------|-----------------|---|-------|-------------------|----------------------|----------------|-----------------------|-----|-----------|--------|-------------|------|-----|-----------|---------|-------------|-------|-----|----------------|--------|-----------|------|-----|-----------|--------|----------|------|-----|-----------|---------|----------|-------|
| DESCRIZIONE<br>description  | L<br>w         | CODICE<br>code       | KG          | M <sup>3</sup>        | COLLI | PREZZO<br>price | (*) CODICE FINITURA<br>(*) finish code  |       |                   |                      |                |                       |     |           |        |             |      |     |           |         |             |       |     |                |        |           |      |     |           |        |          |      |     |           |         |          |       |
| PENISOLA FRONTALE PER SCRIVANIE<br>front terminal for desks<br><br><br><br>L.160 x p.80 x H.76   | L.160          | 159 910 (*)          | 64,5        | 0,277                 | 4     | € 1.336,00      | <table border="1"> <thead> <tr> <th>(*)</th> <th>PIANO</th> <th>BASE IN ECO-PELLE</th> <th>top</th> <th>ECO-PELLE base</th> </tr> </thead> <tbody> <tr> <td>104</td> <td>NOCE BALI</td> <td>GRIGIO</td> <td>bali walnut</td> <td>grey</td> </tr> <tr> <td>105</td> <td>NOCE BALI</td> <td>ARDESIA</td> <td>bali walnut</td> <td>slate</td> </tr> <tr> <td>704</td> <td>FRASSINO BROWN</td> <td>GRIGIO</td> <td>brown ash</td> <td>grey</td> </tr> <tr> <td>804</td> <td>OLMO GREY</td> <td>GRIGIO</td> <td>grey elm</td> <td>grey</td> </tr> <tr> <td>805</td> <td>OLMO GREY</td> <td>ARDESIA</td> <td>grey elm</td> <td>slate</td> </tr> </tbody> </table> | (*)   | PIANO             | BASE IN ECO-PELLE    | top            | ECO-PELLE base        | 104 | NOCE BALI | GRIGIO | bali walnut | grey | 105 | NOCE BALI | ARDESIA | bali walnut | slate | 704 | FRASSINO BROWN | GRIGIO | brown ash | grey | 804 | OLMO GREY | GRIGIO | grey elm | grey | 805 | OLMO GREY | ARDESIA | grey elm | slate |
|   |                |                      |             |                       |       |                 | (*)   | PIANO | BASE IN ECO-PELLE | top                  | ECO-PELLE base |                       |     |           |        |             |      |     |           |         |             |       |     |                |        |           |      |     |           |        |          |      |     |           |         |          |       |
| 104   | NOCE BALI      | GRIGIO               | bali walnut | grey                  |       |                 |   |       |                   |                      |                |                       |     |           |        |             |      |     |           |         |             |       |     |                |        |           |      |     |           |        |          |      |     |           |         |          |       |
| 105   | NOCE BALI      | ARDESIA              | bali walnut | slate                 |       |                 |   |       |                   |                      |                |                       |     |           |        |             |      |     |           |         |             |       |     |                |        |           |      |     |           |        |          |      |     |           |         |          |       |
| 704   | FRASSINO BROWN | GRIGIO               | brown ash   | grey                  |       |                 |   |       |                   |                      |                |                       |     |           |        |             |      |     |           |         |             |       |     |                |        |           |      |     |           |        |          |      |     |           |         |          |       |
| 804   | OLMO GREY      | GRIGIO               | grey elm    | grey                  |       |                 |   |       |                   |                      |                |                       |     |           |        |             |      |     |           |         |             |       |     |                |        |           |      |     |           |        |          |      |     |           |         |          |       |
| 805   | OLMO GREY      | ARDESIA              | grey elm    | slate                 |       |                 |   |       |                   |                      |                |                       |     |           |        |             |      |     |           |         |             |       |     |                |        |           |      |     |           |        |          |      |     |           |         |          |       |
| <table border="1"> <thead> <tr> <th>(*)</th> <th>PIANO</th> <th>FIANCHI IN ECO-PELLE</th> <th>top</th> <th>ECO-PELLE side panels</th> </tr> </thead> <tbody> <tr> <td>104</td> <td>NOCE BALI</td> <td>GRIGIO</td> <td>bali walnut</td> <td>grey</td> </tr> <tr> <td>105</td> <td>NOCE BALI</td> <td>ARDESIA</td> <td>bali walnut</td> <td>slate</td> </tr> <tr> <td>704</td> <td>FRASSINO BROWN</td> <td>GRIGIO</td> <td>brown ash</td> <td>grey</td> </tr> <tr> <td>804</td> <td>OLMO GREY</td> <td>GRIGIO</td> <td>grey elm</td> <td>grey</td> </tr> <tr> <td>805</td> <td>OLMO GREY</td> <td>ARDESIA</td> <td>grey elm</td> <td>slate</td> </tr> </tbody> </table> |                |                      |             |                       |       |                 |   | (*)   | PIANO             | FIANCHI IN ECO-PELLE | top            | ECO-PELLE side panels | 104 | NOCE BALI | GRIGIO | bali walnut | grey | 105 | NOCE BALI | ARDESIA | bali walnut | slate | 704 | FRASSINO BROWN | GRIGIO | brown ash | grey | 804 | OLMO GREY | GRIGIO | grey elm | grey | 805 | OLMO GREY | ARDESIA | grey elm | slate |
| (*)   | PIANO          | FIANCHI IN ECO-PELLE | top         | ECO-PELLE side panels |       |                 |   |       |                   |                      |                |                       |     |           |        |             |      |     |           |         |             |       |     |                |        |           |      |     |           |        |          |      |     |           |         |          |       |
| 104   | NOCE BALI      | GRIGIO               | bali walnut | grey                  |       |                 |   |       |                   |                      |                |                       |     |           |        |             |      |     |           |         |             |       |     |                |        |           |      |     |           |        |          |      |     |           |         |          |       |
| 105   | NOCE BALI      | ARDESIA              | bali walnut | slate                 |       |                 |   |       |                   |                      |                |                       |     |           |        |             |      |     |           |         |             |       |     |                |        |           |      |     |           |        |          |      |     |           |         |          |       |
| 704   | FRASSINO BROWN | GRIGIO               | brown ash   | grey                  |       |                 |   |       |                   |                      |                |                       |     |           |        |             |      |     |           |         |             |       |     |                |        |           |      |     |           |        |          |      |     |           |         |          |       |
| 804   | OLMO GREY      | GRIGIO               | grey elm    | grey                  |       |                 |   |       |                   |                      |                |                       |     |           |        |             |      |     |           |         |             |       |     |                |        |           |      |     |           |        |          |      |     |           |         |          |       |
| 805   | OLMO GREY      | ARDESIA              | grey elm    | slate                 |       |                 |   |       |                   |                      |                |                       |     |           |        |             |      |     |           |         |             |       |     |                |        |           |      |     |           |        |          |      |     |           |         |          |       |
| TAVOLO DA SALOTTO QUADRATO L.80<br>squared coffee table w 80 cms<br><br><br><br>L.80 x p.80 x H.40   |                |                      |             |                       |       |                 |   |       |                   |                      |                |                       |     |           |        |             |      |     |           |         |             |       |     |                |        |           |      |     |           |        |          |      |     |           |         |          |       |
| <table border="1"> <thead> <tr> <th>(*)</th> <th>PIANO</th> <th>FIANCHI IN ECO-PELLE</th> <th>top</th> <th>ECO-PELLE side panels</th> </tr> </thead> <tbody> <tr> <td>104</td> <td>NOCE BALI</td> <td>GRIGIO</td> <td>bali walnut</td> <td>grey</td> </tr> <tr> <td>105</td> <td>NOCE BALI</td> <td>ARDESIA</td> <td>bali walnut</td> <td>slate</td> </tr> <tr> <td>704</td> <td>FRASSINO BROWN</td> <td>GRIGIO</td> <td>brown ash</td> <td>grey</td> </tr> <tr> <td>804</td> <td>OLMO GREY</td> <td>GRIGIO</td> <td>grey elm</td> <td>grey</td> </tr> <tr> <td>805</td> <td>OLMO GREY</td> <td>ARDESIA</td> <td>grey elm</td> <td>slate</td> </tr> </tbody> </table> |                |                      |             |                       |       |                 |   | (*)   | PIANO             | FIANCHI IN ECO-PELLE | top            | ECO-PELLE side panels | 104 | NOCE BALI | GRIGIO | bali walnut | grey | 105 | NOCE BALI | ARDESIA | bali walnut | slate | 704 | FRASSINO BROWN | GRIGIO | brown ash | grey | 804 | OLMO GREY | GRIGIO | grey elm | grey | 805 | OLMO GREY | ARDESIA | grey elm | slate |
| (*)   | PIANO          | FIANCHI IN ECO-PELLE | top         | ECO-PELLE side panels |       |                 |   |       |                   |                      |                |                       |     |           |        |             |      |     |           |         |             |       |     |                |        |           |      |     |           |        |          |      |     |           |         |          |       |
| 104   | NOCE BALI      | GRIGIO               | bali walnut | grey                  |       |                 |   |       |                   |                      |                |                       |     |           |        |             |      |     |           |         |             |       |     |                |        |           |      |     |           |        |          |      |     |           |         |          |       |
| 105   | NOCE BALI      | ARDESIA              | bali walnut | slate                 |       |                 |   |       |                   |                      |                |                       |     |           |        |             |      |     |           |         |             |       |     |                |        |           |      |     |           |        |          |      |     |           |         |          |       |
| 704   | FRASSINO BROWN | GRIGIO               | brown ash   | grey                  |       |                 |   |       |                   |                      |                |                       |     |           |        |             |      |     |           |         |             |       |     |                |        |           |      |     |           |        |          |      |     |           |         |          |       |
| 804   | OLMO GREY      | GRIGIO               | grey elm    | grey                  |       |                 |   |       |                   |                      |                |                       |     |           |        |             |      |     |           |         |             |       |     |                |        |           |      |     |           |        |          |      |     |           |         |          |       |
| 805   | OLMO GREY      | ARDESIA              | grey elm    | slate                 |       |                 |   |       |                   |                      |                |                       |     |           |        |             |      |     |           |         |             |       |     |                |        |           |      |     |           |        |          |      |     |           |         |          |       |
| TAVOLO DA SALOTTO RETTANGOLARE L.120<br>rectangular coffee table w 120 cms<br><br><br><br>L.120 x p.60 x H.40  |                |                      |             |                       |       |                 |   |       |                   |                      |                |                       |     |           |        |             |      |     |           |         |             |       |     |                |        |           |      |     |           |        |          |      |     |           |         |          |       |
| <table border="1"> <thead> <tr> <th>(*)</th> <th>PIANO</th> <th>FIANCHI IN ECO-PELLE</th> <th>top</th> <th>ECO-PELLE side panels</th> </tr> </thead> <tbody> <tr> <td>104</td> <td>NOCE BALI</td> <td>GRIGIO</td> <td>bali walnut</td> <td>grey</td> </tr> <tr> <td>105</td> <td>NOCE BALI</td> <td>ARDESIA</td> <td>bali walnut</td> <td>slate</td> </tr> <tr> <td>704</td> <td>FRASSINO BROWN</td> <td>GRIGIO</td> <td>brown ash</td> <td>grey</td> </tr> <tr> <td>804</td> <td>OLMO GREY</td> <td>GRIGIO</td> <td>grey elm</td> <td>grey</td> </tr> <tr> <td>805</td> <td>OLMO GREY</td> <td>ARDESIA</td> <td>grey elm</td> <td>slate</td> </tr> </tbody> </table> |                |                      |             |                       |       |                 |   | (*)   | PIANO             | FIANCHI IN ECO-PELLE | top            | ECO-PELLE side panels | 104 | NOCE BALI | GRIGIO | bali walnut | grey | 105 | NOCE BALI | ARDESIA | bali walnut | slate | 704 | FRASSINO BROWN | GRIGIO | brown ash | grey | 804 | OLMO GREY | GRIGIO | grey elm | grey | 805 | OLMO GREY | ARDESIA | grey elm | slate |
| (*)   | PIANO          | FIANCHI IN ECO-PELLE | top         | ECO-PELLE side panels |       |                 |   |       |                   |                      |                |                       |     |           |        |             |      |     |           |         |             |       |     |                |        |           |      |     |           |        |          |      |     |           |         |          |       |
| 104   | NOCE BALI      | GRIGIO               | bali walnut | grey                  |       |                 |   |       |                   |                      |                |                       |     |           |        |             |      |     |           |         |             |       |     |                |        |           |      |     |           |        |          |      |     |           |         |          |       |
| 105   | NOCE BALI      | ARDESIA              | bali walnut | slate                 |       |                 |   |       |                   |                      |                |                       |     |           |        |             |      |     |           |         |             |       |     |                |        |           |      |     |           |        |          |      |     |           |         |          |       |
| 704   | FRASSINO BROWN | GRIGIO               | brown ash   | grey                  |       |                 |   |       |                   |                      |                |                       |     |           |        |             |      |     |           |         |             |       |     |                |        |           |      |     |           |        |          |      |     |           |         |          |       |
| 804   | OLMO GREY      | GRIGIO               | grey elm    | grey                  |       |                 |   |       |                   |                      |                |                       |     |           |        |             |      |     |           |         |             |       |     |                |        |           |      |     |           |        |          |      |     |           |         |          |       |
| 805   | OLMO GREY      | ARDESIA              | grey elm    | slate                 |       |                 |   |       |                   |                      |                |                       |     |           |        |             |      |     |           |         |             |       |     |                |        |           |      |     |           |        |          |      |     |           |         |          |       |
| SCHIENE IN MELAMINICO; ANTRACITE O STONE GREY<br>melamine back panels; anthracite or stone grey   |                |                      |             |                       |       |                 |   |       |                   |                      |                |                       |     |           |        |             |      |     |           |         |             |       |     |                |        |           |      |     |           |        |          |      |     |           |         |          |       |
| TAVOLI RIUNIONE<br>meeting tables   |                |                      |             |                       |       |                 |   |       |                   |                      |                |                       |     |           |        |             |      |     |           |         |             |       |     |                |        |           |      |     |           |        |          |      |     |           |         |          |       |
| TAVOLO RIUNIONE L.210<br>meeting table w 210 cms<br><br><br><br>L.210 x p.120 x H.76   |                |                      |             |                       |       |                 |   |       |                   |                      |                |                       |     |           |        |             |      |     |           |         |             |       |     |                |        |           |      |     |           |        |          |      |     |           |         |          |       |
| <table border="1"> <thead> <tr> <th>(*)</th> <th>PIANO</th> <th>FIANCHI IN ECO-PELLE</th> <th>top</th> <th>ECO-PELLE side panels</th> </tr> </thead> <tbody> <tr> <td>104</td> <td>NOCE BALI</td> <td>GRIGIO</td> <td>bali walnut</td> <td>grey</td> </tr> <tr> <td>105</td> <td>NOCE BALI</td> <td>ARDESIA</td> <td>bali walnut</td> <td>slate</td> </tr> <tr> <td>704</td> <td>FRASSINO BROWN</td> <td>GRIGIO</td> <td>brown ash</td> <td>grey</td> </tr> <tr> <td>804</td> <td>OLMO GREY</td> <td>GRIGIO</td> <td>grey elm</td> <td>grey</td> </tr> <tr> <td>805</td> <td>OLMO GREY</td> <td>ARDESIA</td> <td>grey elm</td> <td>slate</td> </tr> </tbody> </table> |                |                      |             |                       |       |                 |   | (*)   | PIANO             | FIANCHI IN ECO-PELLE | top            | ECO-PELLE side panels | 104 | NOCE BALI | GRIGIO | bali walnut | grey | 105 | NOCE BALI | ARDESIA | bali walnut | slate | 704 | FRASSINO BROWN | GRIGIO | brown ash | grey | 804 | OLMO GREY | GRIGIO | grey elm | grey | 805 | OLMO GREY | ARDESIA | grey elm | slate |
| (*)   | PIANO          | FIANCHI IN ECO-PELLE | top         | ECO-PELLE side panels |       |                 |   |       |                   |                      |                |                       |     |           |        |             |      |     |           |         |             |       |     |                |        |           |      |     |           |        |          |      |     |           |         |          |       |
| 104   | NOCE BALI      | GRIGIO               | bali walnut | grey                  |       |                 |   |       |                   |                      |                |                       |     |           |        |             |      |     |           |         |             |       |     |                |        |           |      |     |           |        |          |      |     |           |         |          |       |
| 105   | NOCE BALI      | ARDESIA              | bali walnut | slate                 |       |                 |   |       |                   |                      |                |                       |     |           |        |             |      |     |           |         |             |       |     |                |        |           |      |     |           |        |          |      |     |           |         |          |       |
| 704   | FRASSINO BROWN | GRIGIO               | brown ash   | grey                  |       |                 |   |       |                   |                      |                |                       |     |           |        |             |      |     |           |         |             |       |     |                |        |           |      |     |           |        |          |      |     |           |         |          |       |
| 804   | OLMO GREY      | GRIGIO               | grey elm    | grey                  |       |                 |   |       |                   |                      |                |                       |     |           |        |             |      |     |           |         |             |       |     |                |        |           |      |     |           |        |          |      |     |           |         |          |       |
| 805   | OLMO GREY      | ARDESIA              | grey elm    | slate                 |       |                 |   |       |                   |                      |                |                       |     |           |        |             |      |     |           |         |             |       |     |                |        |           |      |     |           |        |          |      |     |           |         |          |       |
| SCHIENE E RIPIANO IN MELAMINICO; ANTRACITE O STONE GREY<br>back panels and shelf in melamine; anthracite or stone grey  |                |                      |             |                       |       |                 |   |       |                   |                      |                |                       |     |           |        |             |      |     |           |         |             |       |     |                |        |           |      |     |           |        |          |      |     |           |         |          |       |
| TAVOLO RIUNIONE L.280<br>meeting table w 280 cms<br><br><br><br>L.280 x p.120 x H.76   |                |                      |             |                       |       |                 |   |       |                   |                      |                |                       |     |           |        |             |      |     |           |         |             |       |     |                |        |           |      |     |           |        |          |      |     |           |         |          |       |
| <table border="1"> <thead> <tr> <th>(*)</th> <th>PIANO</th> <th>FIANCHI IN ECO-PELLE</th> <th>top</th> <th>ECO-PELLE side panels</th> </tr> </thead> <tbody> <tr> <td>104</td> <td>NOCE BALI</td> <td>GRIGIO</td> <td>bali walnut</td> <td>grey</td> </tr> <tr> <td>105</td> <td>NOCE BALI</td> <td>ARDESIA</td> <td>bali walnut</td> <td>slate</td> </tr> <tr> <td>704</td> <td>FRASSINO BROWN</td> <td>GRIGIO</td> <td>brown ash</td> <td>grey</td> </tr> <tr> <td>804</td> <td>OLMO GREY</td> <td>GRIGIO</td> <td>grey elm</td> <td>grey</td> </tr> <tr> <td>805</td> <td>OLMO GREY</td> <td>ARDESIA</td> <td>grey elm</td> <td>slate</td> </tr> </tbody> </table> |                |                      |             |                       |       |                 |   | (*)   | PIANO             | FIANCHI IN ECO-PELLE | top            | ECO-PELLE side panels | 104 | NOCE BALI | GRIGIO | bali walnut | grey | 105 | NOCE BALI | ARDESIA | bali walnut | slate | 704 | FRASSINO BROWN | GRIGIO | brown ash | grey | 804 | OLMO GREY | GRIGIO | grey elm | grey | 805 | OLMO GREY | ARDESIA | grey elm | slate |
| (*)   | PIANO          | FIANCHI IN ECO-PELLE | top         | ECO-PELLE side panels |       |                 |   |       |                   |                      |                |                       |     |           |        |             |      |     |           |         |             |       |     |                |        |           |      |     |           |        |          |      |     |           |         |          |       |
| 104   | NOCE BALI      | GRIGIO               | bali walnut | grey                  |       |                 |   |       |                   |                      |                |                       |     |           |        |             |      |     |           |         |             |       |     |                |        |           |      |     |           |        |          |      |     |           |         |          |       |
| 105   | NOCE BALI      | ARDESIA              | bali walnut | slate                 |       |                 |   |       |                   |                      |                |                       |     |           |        |             |      |     |           |         |             |       |     |                |        |           |      |     |           |        |          |      |     |           |         |          |       |
| 704   | FRASSINO BROWN | GRIGIO               | brown ash   | grey                  |       |                 |   |       |                   |                      |                |                       |     |           |        |             |      |     |           |         |             |       |     |                |        |           |      |     |           |        |          |      |     |           |         |          |       |
| 804   | OLMO GREY      | GRIGIO               | grey elm    | grey                  |       |                 |   |       |                   |                      |                |                       |     |           |        |             |      |     |           |         |             |       |     |                |        |           |      |     |           |        |          |      |     |           |         |          |       |
| 805   | OLMO GREY      | ARDESIA              | grey elm    | slate                 |       |                 |   |       |                   |                      |                |                       |     |           |        |             |      |     |           |         |             |       |     |                |        |           |      |     |           |        |          |      |     |           |         |          |       |
| L. PIANI TAVOLI RIUNIONE 240<br>(width of meeting table tops)<br><br>RIPIANO (PER CAVI E PRESE)<br>shelf (for cables and sockets)  |                |                      |             |                       |       |                 |   |       |                   |                      |                |                       |     |           |        |             |      |     |           |         |             |       |     |                |        |           |      |     |           |        |          |      |     |           |         |          |       |



| MOBILI TOTEM  |           |             |          |                |       |            |  |                              |                               |                            |            |
|---|-----------|-------------|----------|----------------|-------|------------|--|------------------------------|-------------------------------|----------------------------|------------|
| totem cabinets  |           |             |          |                |       |            |  |                              |                               |                            |            |
| DESCRIZIONE   | L         | CODICE      | KG       | M <sup>3</sup> | COLLI | PREZZO     | (*) CODICE FINITURA                    |                              |                               |                            |            |
| description   | w         | code        |          |                |       | price      | (*) finish code                        |                              |                               |                            |            |
| MOBILE TOTEM CON ANTA DX O SX<br>totem cabinet with right or left wooden door<br><br><br>Fig.SX/left<br>L.70 x p.48,5 x H.223,4                              | L.70      | 159 965 (*) | 107      | 0,269          | 6     | € 1.086,00 | (*) PANNELLO FRONTALE ED ANTA          | STRUTTURA E PANNELLO INTERNO | front panel and door          | structure and inside panel |            |
|   |           |             |          |                |       |            | 130                                    | NOCE BALI                    | STONE GREY                    | bali walnut                | stone grey |
|   |           |             |          |                |       |            | 160                                    | NOCE BALI                    | ANTRACITE                     | bali walnut                | anthracite |
|   |           |             |          |                |       |            | 730                                    | FRASSINO BROWN               | STONE GREY                    | brown ash                  | stone grey |
|   |           |             |          |                |       |            | 830                                    | OLMO GREY                    | STONE GREY                    | grey elm                   | stone grey |
| 860   | OLMO GREY | ANTRACITE   | grey elm | anthracite     |       |            |  |                              |                               |                            |            |
| ANTA CON POSSIBILITA' DI MONTAGGIO SUL LATO SX O DX DEL TOTEM<br>door with mounting options on the left or right side of the totem  |           |             |          |                |       |            |  |                              |                               |                            |            |
| RIPIANI IN VETRO TEMPERATO FUME® sp.mm 8<br>smoke tempered glass shelves thick. mm 8  |           |             |          |                |       |            |  |                              |                               |                            |            |
| MOBILE TOTEM CON ANTA DX O SX E 2 CASSETTI<br>totem cabinet with right or left wooden door and 2 drawers<br><br><br>Fig.SX/left<br>L.70 x p.48,5 x H.223,4  | L.70      | 159 966 (*) | 122      | 0,427          | 7     | € 1.274,00 | (*) PANNELLO FRONTALE, CASSETTI E ANTA | STRUTTURA E PANNELLO INTERNO | front panel, drawers and door | structure and inside panel |            |
|   |           |             |          |                |       |            | 130                                    | NOCE BALI                    | STONE GREY                    | bali walnut                | stone grey |
|   |           |             |          |                |       |            | 160                                    | NOCE BALI                    | ANTRACITE                     | bali walnut                | anthracite |
|   |           |             |          |                |       |            | 730                                    | FRASSINO BROWN               | STONE GREY                    | brown ash                  | stone grey |
|   |           |             |          |                |       |            | 830                                    | OLMO GREY                    | STONE GREY                    | grey elm                   | stone grey |
| 860   | OLMO GREY | ANTRACITE   | grey elm | anthracite     |       |            |  |                              |                               |                            |            |
| ANTA E CASSETTI CON POSSIBILITA' DI MONTAGGIO SUL LATO SX O DX DEL TOTEM<br>door and drawers with mounting options on the left or right side of the totem   |           |             |          |                |       |            |  |                              |                               |                            |            |
| RIPIANI IN VETRO TEMPERATO FUME® sp.mm 8<br>smoke tempered glass shelves thick. mm 8  |           |             |          |                |       |            |  |                              |                               |                            |            |
| MOBILE TOTEM CON ANTA DX O SX<br>totem cabinet with right or left wooden door<br><br><br>Fig.SX/left<br>L.70 x p.48,5 x H.261,8                            | L.70      | 159 968 (*) | 128      | 0,323          | 7     | € 1.270,00 | (*) PANNELLO FRONTALE ED ANTA          | STRUTTURA E PANNELLO INTERNO | front panel and door          | structure and inside panel |            |
|   |           |             |          |                |       |            | 130                                    | NOCE BALI                    | STONE GREY                    | bali walnut                | stone grey |
|   |           |             |          |                |       |            | 160                                    | NOCE BALI                    | ANTRACITE                     | bali walnut                | anthracite |
|   |           |             |          |                |       |            | 730                                    | FRASSINO BROWN               | STONE GREY                    | brown ash                  | stone grey |
|   |           |             |          |                |       |            | 830                                    | OLMO GREY                    | STONE GREY                    | grey elm                   | stone grey |
| 860   | OLMO GREY | ANTRACITE   | grey elm | anthracite     |       |            |  |                              |                               |                            |            |
| ANTA CON POSSIBILITA' DI MONTAGGIO SUL LATO SX O DX DEL TOTEM<br>door with mounting options on the left or right side of the totem  |           |             |          |                |       |            |  |                              |                               |                            |            |
| RIPIANI IN VETRO TEMPERATO FUME® sp.mm 8<br>smoke tempered glass shelves thick. mm 8  |           |             |          |                |       |            |  |                              |                               |                            |            |
| MOBILE TOTEM CON ANTA DX O SX E 2 CASSETTI<br>totem cabinet with right or left wooden door and 2 drawers<br><br><br>Fig.SX/left<br>L.70 x p.48,5 x H.261,8 | L.70      | 159 969 (*) | 144      | 0,482          | 8     | € 1.457,00 | (*) PANNELLO FRONTALE, CASSETTI E ANTA | STRUTTURA E PANNELLO INTERNO | front panel, drawers and door | structure and inside panel |            |
|   |           |             |          |                |       |            | 130                                    | NOCE BALI                    | STONE GREY                    | bali walnut                | stone grey |
|   |           |             |          |                |       |            | 160                                    | NOCE BALI                    | ANTRACITE                     | bali walnut                | anthracite |
|   |           |             |          |                |       |            | 730                                    | FRASSINO BROWN               | STONE GREY                    | brown ash                  | stone grey |
|   |           |             |          |                |       |            | 830                                    | OLMO GREY                    | STONE GREY                    | grey elm                   | stone grey |
| 860   | OLMO GREY | ANTRACITE   | grey elm | anthracite     |       |            |  |                              |                               |                            |            |
| ANTA E CASSETTI CON POSSIBILITA' DI MONTAGGIO SUL LATO SX O DX DEL TOTEM<br>door and drawers with mounting options on the left or right side of the totem   |           |             |          |                |       |            |  |                              |                               |                            |            |
| RIPIANI IN VETRO TEMPERATO FUME® sp.mm 8<br>smoke tempered glass shelves thick. mm 8  |           |             |          |                |       |            |  |                              |                               |                            |            |

JERA



**MOBILE TOTEM**  
totem cabinet

**ESEMPIO:**  
Example:

STRUTTURA E PANNELLO INTERNO  
structure and inside panel

VETRO TEMPERATO FUME' sp.mm 8  
smoke tempered glass thick. mm 8

LED

CASSETTI  
drawers

ANTA SX  
left door

LED



ON/OFF  
DIMMER



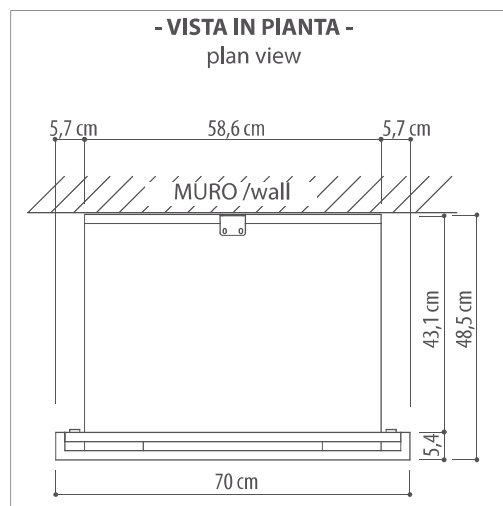
PANNELLO FRONTALE  
front panel

DX/right

SX/left

VISTA FRONTALE  
front view

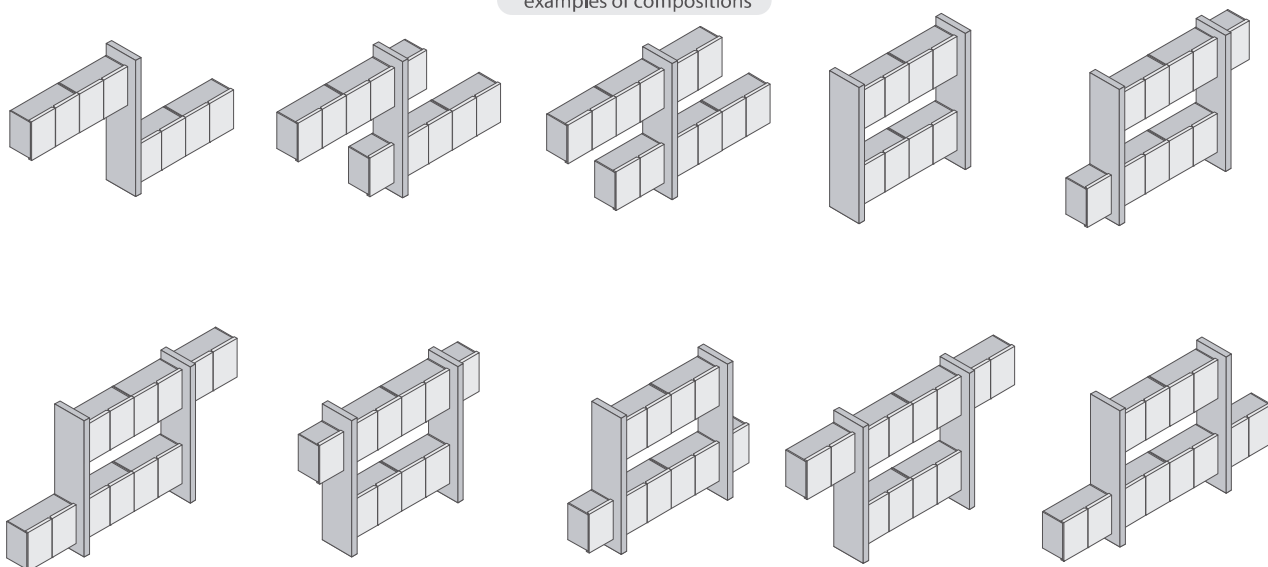
**- VISTA IN PIANTA -**  
plan view



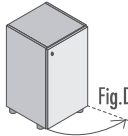
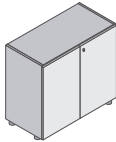
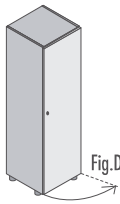
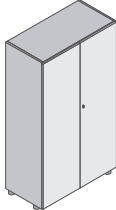
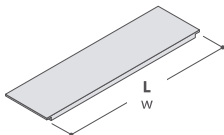
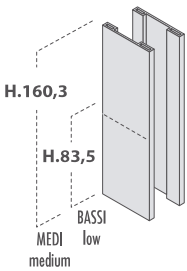
**MOBILI SOSPESI**  
*suspended cabinets*

| DESCRIZIONE<br><i>description</i>  | L<br>w         | CODICE<br>code | KG          | M <sup>3</sup> | COLLI | PREZZO<br>price | (*) CODICE FINITURA<br>(*) finish code  |   |           |           |           |        |           |     |           |            |             |            |     |           |           |             |            |     |                |            |           |            |     |           |            |          |            |     |           |           |          |
|--|----------------|----------------|-------------|----------------|-------|-----------------|---|---|-----------|-----------|-----------|--------|-----------|-----|-----------|------------|-------------|------------|-----|-----------|-----------|-------------|------------|-----|----------------|------------|-----------|------------|-----|-----------|------------|----------|------------|-----|-----------|-----------|----------|
| MOBILE SOSPESO L.45 CON 1 ANTA LEGNO DX O SX<br>CON CHIUSURA AMMORTIZZATA<br><i>suspended cabinet w 45 cms<br/>with 1 soft-close right or left wooden door</i> | L.45           | 159 976 (*)    | 17          | 0,152          | 3     | € 244,00        |   |   |           |           |           |        |           |     |           |            |             |            |     |           |           |             |            |     |                |            |           |            |     |           |            |          |            |     |           |           |          |
|  |                |                |             |                |       |                 |   | <table border="1"> <thead> <tr> <th>(*)</th> <th>ANTE</th> <th>STRUTTURA</th> <th>doors</th> <th>struttura</th> </tr> </thead> <tbody> <tr> <td>130</td> <td>NOCE BALI</td> <td>STONE GREY</td> <td>bali walnut</td> <td>stone grey</td> </tr> <tr> <td>160</td> <td>NOCE BALI</td> <td>ANTRACITE</td> <td>bali walnut</td> <td>anthracite</td> </tr> <tr> <td>730</td> <td>FRASSINO BROWN</td> <td>STONE GREY</td> <td>brown ash</td> <td>stone grey</td> </tr> <tr> <td>830</td> <td>OLMO GREY</td> <td>STONE GREY</td> <td>grey elm</td> <td>stone grey</td> </tr> <tr> <td>860</td> <td>OLMO GREY</td> <td>ANTRACITE</td> <td>grey elm</td> <td>anthracite</td> </tr> </tbody> </table> | (*)       | ANTE      | STRUTTURA | doors  | struttura | 130 | NOCE BALI | STONE GREY | bali walnut | stone grey | 160 | NOCE BALI | ANTRACITE | bali walnut | anthracite | 730 | FRASSINO BROWN | STONE GREY | brown ash | stone grey | 830 | OLMO GREY | STONE GREY | grey elm | stone grey | 860 | OLMO GREY | ANTRACITE | grey elm |
| (*)  | ANTE           | STRUTTURA      | doors       | struttura      |       |                 |   |   |           |           |           |        |           |     |           |            |             |            |     |           |           |             |            |     |                |            |           |            |     |           |            |          |            |     |           |           |          |
| 130  | NOCE BALI      | STONE GREY     | bali walnut | stone grey     |       |                 |   |   |           |           |           |        |           |     |           |            |             |            |     |           |           |             |            |     |                |            |           |            |     |           |            |          |            |     |           |           |          |
| 160  | NOCE BALI      | ANTRACITE      | bali walnut | anthracite     |       |                 |   |   |           |           |           |        |           |     |           |            |             |            |     |           |           |             |            |     |                |            |           |            |     |           |            |          |            |     |           |           |          |
| 730  | FRASSINO BROWN | STONE GREY     | brown ash   | stone grey     |       |                 |   |   |           |           |           |        |           |     |           |            |             |            |     |           |           |             |            |     |                |            |           |            |     |           |            |          |            |     |           |           |          |
| 830  | OLMO GREY      | STONE GREY     | grey elm    | stone grey     |       |                 |   |   |           |           |           |        |           |     |           |            |             |            |     |           |           |             |            |     |                |            |           |            |     |           |            |          |            |     |           |           |          |
| 860  | OLMO GREY      | ANTRACITE      | grey elm    | anthracite     |       |                 |   |   |           |           |           |        |           |     |           |            |             |            |     |           |           |             |            |     |                |            |           |            |     |           |            |          |            |     |           |           |          |
| MOBILE SOSPESO L.90 CON 2 ANTE LEGNO<br>CON CHIUSURA AMMORTIZZATA<br><i>suspended cabinet w 90 cms<br/>with 2 soft-close wooden doors</i>                      | L.90           | 159 980 (*)    | 27          | 0,259          | 4     | € 362,00        |   |   |           |           |           |        |           |     |           |            |             |            |     |           |           |             |            |     |                |            |           |            |     |           |            |          |            |     |           |           |          |
|  |                |                |             |                |       |                 |   |   |           |           |           |        |           |     |           |            |             |            |     |           |           |             |            |     |                |            |           |            |     |           |            |          |            |     |           |           |          |
| SPALLA VERTICALE TAPPEZZATA<br><i>upholstered vertical panel</i>   |                |                |             |                |       |                 | <table border="1"> <thead> <tr> <th>(*)</th> <th>ECO-PELLE</th> <th>ECO-PELLE</th> </tr> </thead> <tbody> <tr> <td>504</td> <td>GRIGIO</td> <td>grey</td> </tr> <tr> <td>505</td> <td>ARDESIA</td> <td>slate</td> </tr> </tbody> </table> | (*)   | ECO-PELLE | ECO-PELLE | 504       | GRIGIO | grey      | 505 | ARDESIA   | slate      |             |            |     |           |           |             |            |     |                |            |           |            |     |           |            |          |            |     |           |           |          |
|  | (*)            | ECO-PELLE      | ECO-PELLE   |                |       |                 |   |   |           |           |           |        |           |     |           |            |             |            |     |           |           |             |            |     |                |            |           |            |     |           |            |          |            |     |           |           |          |
| 504  | GRIGIO         | grey           |             |                |       |                 |   |   |           |           |           |        |           |     |           |            |             |            |     |           |           |             |            |     |                |            |           |            |     |           |            |          |            |     |           |           |          |
| 505  | ARDESIA        | slate          |             |                |       |                 |   |   |           |           |           |        |           |     |           |            |             |            |     |           |           |             |            |     |                |            |           |            |     |           |            |          |            |     |           |           |          |
|  |                |                |             |                |       |                 |   |   |           |           |           |        |           |     |           |            |             |            |     |           |           |             |            |     |                |            |           |            |     |           |            |          |            |     |           |           |          |

**ESEMPI DI COMPONENTABILITA'**  
examples of compositions

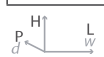
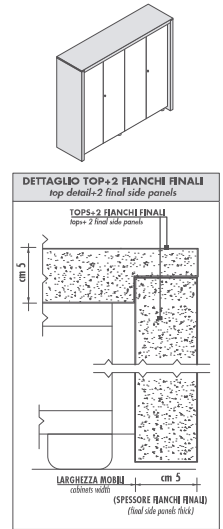


JERA

| MOBILI, TOP E FIANCHI FINALI<br><i>cabinets, top and final side panels</i>  |  | TUTTE LE COMPOSIZIONI CON I MOBILI CONTENITORI DEVONO ESSERE COMPLETATE CON<br>TOP + 2 FIANCHI FINALI<br>always complete the compositions with top + 2 final side panels |             |                |       |                        |          | (*) CODICE FINITURA<br>(*) finish code |  |
|---|--|--|-------------|----------------|-------|------------------------|----------|--|--|
| DESCRIZIONE<br><i>description</i>   | L<br><i>w</i>  | CODICE<br><i>code</i>  | KG          | M <sup>3</sup> | COLLI | PREZZO<br><i>price</i> |          |  |  |
| MOBILE BASSO L.45 CON 1 ANTA LEGNO<br>CON CHIUSURA AMMORTIZZATA E SERRATURA<br><i>low cabinet w 45 cms with 1 soft-close wooden door and lock</i><br> Fig.DX/right<br>L.45 x p.46,3 x H.81,5 | DX<br><i>right</i>   | L.45   | 159 985 (*) | 31             | 0,071 | 4                      | € 167,00 |  |  |
|   | SX<br><i>left</i>  | L.45   | 159 986 (*) |                |       |                        |          |  |  |
| MOBILE BASSO L.90 CON 2 ANTE LEGNO<br>CON CHIUSURA AMMORTIZZATA E SERRATURA<br><i>low cabinet w 90 cms with 2 soft-close wooden doors and lock</i><br> L.90 x p.46,3 x H.81,5                | L.90   | 159 987 (*)  | 43          | 0,107          | 4     | € 272,00               |          |  |  |
|   | MOBILE MEDIO L.45 CON 1 ANTA LEGNO<br>CON CHIUSURA AMMORTIZZATA E SERRATURA<br><i>medium cabinet w 45 cms with 1 soft-close wooden door and lock</i><br> Fig.DX/right<br>L.45 x p.46,3 x H.158,3 | DX<br><i>right</i>   | L.45        | 159 988 (*)    | 47    | 0,134                  | 5        | € 287,00                               |  |
| SX<br><i>left</i>   |  | L.45   | 159 989 (*) |                |       |                        |          |  |  |
| MOBILE MEDIO L.90 CON 2 ANTE LEGNO<br>CON CHIUSURA AMMORTIZZATA E SERRATURA<br><i>medium cabinet w 90 cms with 2 soft-close wooden doors and lock</i><br> L.90 x p.46,3 x H.158,3          | L.90   | 159 990 (*)  | 78          | 0,202          | 5     | € 498,00               |          |  |  |
|   | TOPS PER MOBILI<br><i>tops for cabinets</i><br> L. x p.51,6 x H.5   | L.55   | 159 991 (*) | 6              | 0,023 | 1                      | € 104,00 |  |  |
| L.100   |  | 159 992 (*)  | 9           | 0,040          | 1     | € 180,00               |          |  |  |
| L.145   |  | 159 993 (*)  | 12          | 0,058          | 1     | € 257,00               |          |  |  |
| L.190   |  | 159 994 (*)  | 15          | 0,075          | 1     | € 329,00               |          |  |  |
| L.235   |  | 159 995 (*)  | 18          | 0,093          | 1     | € 391,00               |          |  |  |
| L.280   |  | 159 996 (*)  | 20          | 0,110          | 1     | € 449,00               |          |  |  |
| COMPLETARE SEMPRE CON FIANCHI FINALI<br><i>always complete with final side panels</i><br>ART.997-998  |  |  |             |                |       |                        |          |  |  |
| COPPIA FIANCHI FINALI PER MOBILI BASSI e MEDI<br><i>set of 2 final side panels for low and medium cabinets</i><br> H.160,3<br>H.83,5<br>BASSI low<br>MEDI medium<br>sp.5 x p.51,6 x H.     | H.83,5   | 159 997 (*)  | 21          | 0,058          | 1     | € 401,00               |          |  |  |
|   | H.160,3  | 159 998 (*)  | 39          | 0,109          | 1     | € 717,00               |          |  |  |
| COMPLETARE SEMPRE CON TOP<br><i>always complete with top</i><br>ART. 991-992-993-994-995-996  |  |  |             |                |       |                        |          |  |  |

| (*) | ANTE           | STRUTTURA  | doors       | struttura  |
|-----|----------------|------------|-------------|------------|
| 130 | NOCE BALI      | STONE GREY | bali walnut | stone grey |
| 160 | NOCE BALI      | ANTRACITE  | bali walnut | antracite  |
| 730 | FRASSINO BROWN | STONE GREY | brown ash   | stone grey |
| 830 | OLMO GREY      | STONE GREY | grey elm    | stone grey |
| 860 | OLMO GREY      | ANTRACITE  | grey elm    | antracite  |

| (*) | TOP            | top         |
|-----|----------------|-------------|
| 100 | NOCE BALI      | bali walnut |
| 700 | FRASSINO BROWN | brown ash   |
| 800 | OLMO GREY      | grey elm    |



## DESCRIZIONE TECNICA

# JERA

### SCRIVANIE

Disponibili in due versioni:

- scrivania con fianco e schiena tappezzati in ECO-PELLE
- scrivania con fianco e schiena tappezzati in ECO-PELLE e allungo laterale

Dimensioni disponibili : L.1850-2100-2400 x p.1050 mm

Il piano ad alto spessore da 90 mm è realizzato con struttura a scocca autoportante costituito da :

>> fodera superiore e fasce perimetrali in pannello di MDF sp. 18 rivestito nella parte a vista, con 3d-foil effetto legno: OLMO GREY 12, NOCE BALI 30, FRASSINO BROWN 52.

>> fodera inferiore e intelaiatura strutturale interna costituita da pannello nobilitato melaminico sp. mm 18.

La schiena e il fianco sono realizzati con pannelli di particelle di legno sp. mm 18 accoppiati a sandwich per uno spessore totale di 90 mm., tappezzati nella parte a vista, con ECO-PELLE nei colori GRIGIO 504 e ARDESIA 505, supportata da ovatta di fibra acrilica sp. 12 mm, decorati con impunture lineari.

Nella parte inferiore, a contatto con il pavimento, sono inseriti scivoli in nylon nero sp. 10 mm dotati di feltrini autolivellanti.

L'unione strutturale tra piano e struttura di sostegno avviene tramite staffe di sostegno realizzate in lega di zama presso-fusa sp. mm 10, verniciate nero opaco, opportunamente sagomate con spigoli arrotondati e fissate tramite viti passo metrico 8ma..

### ALLUNGO e CASSETTIERA

Struttura interna realizzata con pannelli di particelle di legno sp. mm 18 colore ANTRACITE 55, rifiniti perimetralmente con bordo melaminico sp. mm 0,4 in tinta con la superficie.

Zoccolo, frontali, ante, schiena, fianchi finali e top realizzati con pannelli di fibre di legno tipo MDF sp. mm 18 rivestiti nella parte a vista, con 3d-foil effetto legno: OLMO GREY 12, NOCE BALI 30, FRASSINO BROWN 52. La struttura dei cassetti è costituita da spondine laterali realizzate con pannelli di particelle di legno sp. mm 12 nei colori ANTRACITE 55 e STONE GREY 44, rifiniti perimetralmente con bordo melaminico sp. mm 0,4 in tinta con la superficie, le quali scorrono su guide metalliche con cuscinetti in nylon dotati di fine corsa in apertura e chiusura ammortizzata.

Le ante e i cassetti sono dotate di sistema premi-apri.

L'allungo è da completare sempre con top-access (fornito separatamente)

### TOP-ACCESS

Disponibili in 2 tipologie: standard o multifunzione.

-Top-access standard realizzato in estruso di alluminio anodizzato colore nero satinato, con sportellino superiore aprile dotato di spazzolino parapolvere.

-Top-access multifunzione completo di cablaggio elettrico e dati, e dotato di sistema di chiusura elettrico a scomparsa.

Il cablaggio è costituito da : n° 2 prese Schuko ITALIA/GERMANIA, n°2 prese dati RJ45 Cat.6 e n°2 porte CHARGER USB, cavi di alimentazione da 2 metri. Sistema di protezione automatico che impedisce la chiusura accidentale del coperchio se le prese sono inserite.

La cornice e la copertura superiore sono in acciaio verniciato nero spazzolato.

### PENISOLA FRONTALE

Dimensioni disponibili : L.1600 x p.800 mm

Il piano ad alto spessore da 90 mm è realizzato con struttura a scocca autoportante costituito da :

>> fodera superiore e fasce perimetrali in pannello di MDF sp. 18 rivestito nella parte a vista, con 3d-foil effetto legno: OLMO GREY 12, NOCE BALI 30, FRASSINO BROWN 52.

>> fodera inferiore e intelaiatura strutturale interna costituita da pannello nobilitato melaminico sp. mm 18.

La schiena e il fianco sono realizzati con pannelli di particelle di legno sp. mm 18 accoppiati a sandwich per uno spessore totale di 90 mm., tappezzati nella parte a vista, con ECO-PELLE nei colori GRIGIO 504 e ARDESIA 505, supportata da ovatta di fibra acrilica sp. 12 mm, decorati con impunture lineari.

Nella parte inferiore, a contatto con il pavimento, sono inseriti scivoli in nylon nero sp. 10 mm dotati di feltrini autolivellanti.

L'unione strutturale tra piano e struttura di sostegno avviene tramite staffe di sostegno realizzate in lega di zama presso-fusa sp. mm 10, verniciate nero opaco, opportunamente sagomate con spigoli arrotondati e fissate tramite viti passo metrico 8ma.

### TAVOLI RIUNIONE

Dimensioni disponibili : L.2100 e L.2800 x p.1200 mm

Il piano ad alto spessore da 90 mm è realizzato con struttura a scocca autoportante costituito da :

>> fodera superiore e fasce perimetrali in pannello di MDF sp. 18 rivestito nella parte a vista, con 3d-foil effetto legno: OLMO GREY 12, NOCE BALI 30, FRASSINO BROWN 52.

>> fodera inferiore e intelaiatura strutturale interna costituita da pannello nobilitato melaminico sp. mm 18.

Il piano è dotato di top access tipo flip-top ricavato direttamente sulla superficie ed in tinta con la stessa.

I fianchi sono realizzati con pannelli di particelle di legno sp. mm 18 accoppiati a sandwich per uno spessore totale di 90 mm., rivestiti nella parte a vista, con ECO-PELLE nei colori GRIGIO 504 e ARDESIA 505.

Nella parte inferiore, a contatto con il pavimento, sono inseriti scivoli in nylon nero sp. 10 mm dotati di feltrini autolivellanti.

La struttura è completata da due schiene di collegamento e un ripiano (per il supporto di cavi e prese elettriche), realizzati con pannelli di particelle di legno nobilitato melaminico sp. 18 mm, disponibili nei colori : ANTRACITE 55 e STONE GREY 44, rifiniti perimetralmente con bordo melaminico mm 0,4 in tinta con la superficie.

L'unione strutturale tra piano e struttura di sostegno avviene tramite staffe di sostegno realizzate in lega di zama presso-fusa sp. mm 10, verniciate nero opaco, opportunamente sagomate con spigoli arrotondati e fissate tramite viti passo metrico 8ma.

### TAVOLI DA SALOTTO

Dimensioni disponibili : quadrato L.800 x p.800, rettangolare L.1200x p.60 mm.

Il piano spessore totale 54 mm è realizzato in Folding con pannello di derivati del legno sp. 18 rivestito nella parte a vista, con 3d-foil effetto legno: OLMO GREY 12, NOCE BALI 30, FRASSINO BROWN 52.

I fianchi sono realizzati con pannelli di particelle di legno sp. mm 18 accoppiati a sandwich per uno spessore totale di 54 mm., rivestiti nella parte a vista, con ECO-PELLE nei colori GRIGIO 504 e ARDESIA 505. Nella parte inferiore, a contatto con il pavimento, sono inseriti scivoli in nylon nero sp. 10 mm. La struttura è completata da una schiena di collegamento realizzata con pannello di particelle di legno nobilitato melaminico sp. 18 mm, disponibile nei colori : ANTRACITE 55 e STONE GREY 44, rifinito perimetralmente con bordo melaminico mm 0,4 in tinta con la superficie.

### CONTENTORI TOTEM

Struttura realizzata con pannelli di particelle di legno sp. mm 18 nei colori ANTRACITE 55 e STONE GREY 44, rifiniti perimetralmente con bordo melaminico sp. mm 0,4 in tinta con la superficie. Sulla base sono inseriti 4 piedini livellatori di colore nero.

Sui due lati verticali sono inseriti profili incassati con corpi illuminanti a LED ad accensione/spengimento tramite sensori a sfioramento.

La struttura dei cassetti è costituita da spondine laterali realizzate con pannelli di particelle di legno sp. mm 12 nei colori ANTRACITE 55 e STONE GREY 44, rifiniti perimetralmente con bordo melaminico sp. mm 0,4 in tinta con la superficie. Le guide scorrevoli sono del tipo in metallo con cuscinetti in

nylon dotati di fine corsa in estrazione e self-closing in chiusura.

I ripiani in vetro sono realizzati con lastre float temperato fume sp. mm 8 completi di supporti pressofusi cromati.

I frontali dei cassetti e le ante sono realizzati con pannelli di derivati del legno sp. 18 rivestiti nella parte a vista, con 3d-foil effetto legno: OLMO GREY 12, NOCE BALI 30, FRASSINO BROWN 52. Le ante e i cassetti sono dotate di sistema premi-apri.

Il grande frontale di finitura, di spessore totale 54 mm è sagomato con lavorazione a Folding ricavato da pannello di derivati del legno sp. 18 rivestito nella parte a vista, con 3d-foil effetto legno: OLMO GREY 12, NOCE BALI 30, FRASSINO BROWN 52.

#### MOBILI SOSPESI

Struttura e ripiano realizzati con pannelli di particelle legno sp. mm 18 nobilitati in melaminico, disponibili nei colori: ANTRACITE 55 e STONE GREY 44, rifiniti perimetralmente con bordo melaminico mm 0,4 in tinta con la superficie.

Il fissaggio a parete avviene tramite elementi a scomparsa registrabili con portata kg 60 cad.

Il ripiano è dotato di ferramenta a scomparsa, posizionabile in altezza con passo di 32mm.

Le ante sono realizzate con lavorazione a Folding su pannello di derivati del legno sp. 18 con il lato interno nobilitato in tinta con la struttura e le parti a vista rivestite in 3d-foil effetto legno nei colori: OLMO GREY 12, NOCE BALI 30, FRASSINO BROWN 52.

Sono dotate di incasso/maniglia sopra e sotto ed hanno sagoma avvolgente a "C" in verticale rispetto alla struttura.

Tutte le cerniere sono del tipo con ala e scatola metallica con 3 campi di regolazione e dotate di sistema di ammortizzamento soft-closing.

#### SPALLA VERTICALE PER MOBILI SOSPESI

Realizzata con pannelli di particelle di legno sp. mm 18 accoppiati a sandwich per uno spessore totale di 90 mm., tappezzati nella parte a vista, con ECO-PELLE nei colori GRIGIO 504 e ARDESIA 505.

Dotata di staffa metallica di fissaggio a muro. Nella parte inferiore, a contatto con il pavimento, sono inseriti scivoli in nylon nero con feltrini autolivellanti.

#### MOBILI CONTENITORI BASSI E MEDI.

Sono disponibili nelle larghezze cm 45 e cm 90 ed in 2 diverse tipologie in altezza: bassi e medi.

La struttura è realizzata con pannelli di particelle legno sp. mm 18 (i ripiani mm25) nobilitati in melaminico, disponibili nei colori: ANTRACITE 55 e STONE GREY 44, rifiniti perimetralmente con bordo melaminico mm 0,4 in tinta con la superficie ed è dotata di piedini livellatori.

Le ante sono realizzate con pannelli derivati del legno sp. mm 18 rivestiti nella parte a vista, con 3d-foil effetto legno nei colori: OLMO GREY 12, NOCE BALI 30, FRASSINO BROWN 52.

Le ante legno basse e medie sono dotate di serratura a paletto e sistema di ammortizzamento soft-closing.

**Le composizioni dei mobili sono da completare sempre con top di finitura e fianchi finali (forniti a parte).**

#### TOP E FIANCHI FINALI:

Sono realizzati con lavorazione a Folding di spessore totale 50 mm. Materiale costituito da pannello di derivati del legno sp. 18 con la parte a vista rivestita in 3d-foil effetto legno nei colori: OLMO GREY 12, NOCE BALI 30, FRASSINO BROWN 52.

#### IMBALLO

Tutti i componenti sono forniti smontati ed imballati con involucro pieghevole in cartone triplo, listelli di protezione perimetrale e per i riempimenti ove occorre. Gli angoli sono protetti, ove occorre, con parasigoli anti-urto. La chiusura dell'imballo avviene mediante nastro adesivo e reggetta in nylon termosaldato.

Le cassettiere sono fornite montate, protette sui lati con angolari in polistirolo ed imballate con foglia di polietilene termoretraibile.

| CARATTERISTICHE FISICO-MECCANICHE DEI PANNELLI DI PARTICELLE DI LEGNO DI SPESSORE mm 18 NOBILITATI IN MELAMINICO: |   |                           |
|---|---|---------------------------|
| DESCRIZIONE   | VALORE MINIMO                                     | NORMA DI RIFERIMENTO      |
| Massa volumica  | 650 Kg / m <sup>3</sup> ± 10%                     | UNI EN 323 :1994          |
| Umidità relativa  | 5 - 13%   | UNI EN 322 :1994          |
| Tolleranza spessore   | ± 0,3 mm  | UNI EN 324-1/1994         |
| Rigonfiamento a 24 ore  | 15%   | UNI EN 317 :1994          |
| Distacco strati esterni   | 0,8 Mpa   | UNI EN 311 :2003          |
| Flessione statica   | 16 Mpa  | UNI EN 310 :1994          |
| Modulo di elasticità  | 1600 Mpa  | UNI EN 310 :1994          |
| Estrazione viti sui bordi   | > 400 N   | UNI EN 320 :1994          |
| Contenuto di formaldeide  | ≤ a 3,5 mg H <sub>2</sub> CO (m <sup>2</sup> x h) | UNI EN ISO 12460 - 3:2015 |

Emesso da Ufficio Tecnico LAS MOBILI

Data ultima revisione:

GENNAIO 2020

## TECHNICAL DESCRIPTION

# JERA

### DESKS

Available in two versions:

- desk with side and back panel upholstered in ECO-PELLE
- desk with side and back panel upholstered in ECO-PELLE and lateral extension.

Available sizes: Wd.2400 and Wd.2100 x Dpt.1050 mm

The extra thick 90 mm top is made in a self-supporting shell structure composed of:

>> upper lining and perimetral band in 18 mm thick MDF panel, with visible parts coated with wood effect 3d foil: GREY ELM 12, BALI WALNUT 30, BROWN ASH 52.

>> lower lining and internal structural frame composed of 18 mm thick melamine faced panel.

The back panel and sides are made in 18 mm thick chipboard panels, sandwich joined for a total thickness of 90mm, upholstered on the visible part with ECO-PELLE in the colours GREY 504 and SLATE 505, supported by acrylic fibre batting, thickness 12 mm, decorated with linear stitching.

In the lower part, in contact with the floor, 10 mm thick black nylon slides are inserted, equipped with self-levelling felt pads.

The top and support structure are joined using support brackets in a die-cast zamak alloy, thickness 10 mm, painted in matt black, compatibly shaped with rounded edges and fastened using 8ma screws.

### EXTENSION AND PEDESTAL

Internal structure made with 18 mm thick chipboard panels in ANTHRACITE 55, finished along the perimeter with a 0.4 mm thick melamine edge in the same colour as the surface.

Plinth, front panels, doors, back panel, final sides and top made in 18 mm thick MDF fibreboard panels, with the visible part coated with wood effect 3d foil: GREY ELM 12, BALI WALNUT 30, BROWN ASH 52.

The drawer structure is made with 12 mm thick chipboard panels in colours ANTHRACITE 55 and STONE GREY, finished along the perimeter with a 0.4 mm thick melamine edge in the same colour as the surface, which slide along metal guides with nylon bearings, equipped with drawer stop for opening and soft-close mechanism.

The doors and drawers are fitted with a push release mechanism.

The extension is to be completed with a top-access (supplied separately)

### TOP-ACCESS

Available in two types: standard or multi-purpose

- Standard top-access made in anodised aluminium extrusion, satin-finished black colour, with openable upper hatch door fitted with dust protection brush.

- Multi-purpose top-access complete with electrical wiring and data, equipped with electrical disappearing closing system.

Wiring consists in: no.2 Schuko sockets (ITALY-GERMANY), no.2 RJ45 Cat.6 data sockets and no.2 CHARGER USB ports, 2 meters long power cables.

The side laser sensor detects the presence of plugs, preventing accidental closing when installed.

Border and cover are in black brushed painted steel.

### FRONT TERMINAL

Available sizes: Wd.1600 x Dpt.800 mm

The extra thick 90 mm top is made in a self-supporting shell structure composed of:

>> upper lining and perimetral band in 18 mm thick MDF panel, with visible part coated with wood effect 3d foil: GREY ELM 12, BALI WALNUT 30, BROWN ASH 52.

>> lower lining and internal structural frame composed of 18 mm thick melamine faced panel.

The back panel and sides are made in 18 mm thick chipboard panels, sandwich joined for a total thickness of 90mm, upholstered on the visible part with ECO-PELLE in the colours GREY 504 and SLATE 505, supported by acrylic fibre batting, thickness 12 mm, decorated with linear stitching.

In the lower part, in contact with the floor, 10 mm thick black nylon slides are inserted, equipped with self-levelling felt pads.

The top and support structure are joined using support brackets in a die-cast zamak alloy, thickness 10 mm, painted in matt black, compatibly shaped with rounded edges and fastened using 8ma screws.

### MEETING TABLES

Available sizes: Wd.2100 and Wd.2800 x Dpt.1200 mm

The extra thick 90 mm top is made in a self-supporting shell structure composed of:

>> upper lining and perimetral band in 18 mm thick MDF panel, with visible part coated with wood effect 3d foil: GREY ELM 12, BALI WALNUT 30, BROWN ASH 52.

>> lower lining and internal structural frame composed of 18 mm thick melamine faced panel.

The top is fitted with a flip-flop type top-access built-in to the top and in the same colour.

The sides are made in 18 mm thick chipboard panels, sandwich joined for a total thickness of 90mm, upholstered on the visible part with ECO-PELLE in the colours GREY 504 and SLATE 505.

In the lower part, in contact with the floor, 10 mm thick black nylon slides are inserted, equipped with self-levelling felt pads.

The structure is completed by two connecting back panels and a shelf (for support of cables and sockets), made in 18 mm thick melamine faced chipboard and available in the colours: ANTHRACITE 55 and STONE GREY 44, finished along the perimeter with a 0.4 mm melamine edge, in the same colour as the surface.

The top and support structure are joined using support brackets in a die-cast zamak alloy, thickness 10 mm, painted in matt black, compatibly shaped with rounded edges and fastened using 8ma screws.

### COFFEE TABLES

Available sizes: square Wd.800 x Dpt.800, rectangular Wd.1200 x Dpt.60 mm.

The top with total thickness 54 mm is made with a Folding system with 18 mm panels of reconstituted wood, with visible part coated with wood effect 3d foil: GREY ELM 12, BALI WALNUT 30, BROWN ASH 52.

The sides are made in 18 mm thick chipboard panels, sandwich joined for a total thickness of 54mm, upholstered on the visible part with ECO-PELLE in the colours GREY 504 and SLATE 505. In the lower part, in contact with the floor, 10 mm thick black nylon slides are inserted. 10 mm. The structure is completed by a connecting back panel, made in 18 mm thick melamine faced chipboard and available in the colours: ANTHRACITE 55 and STONE GREY 44, finished along the perimeter with a 0.4 mm melamine edge, in the same colour as the surface.

### TOTEM CABINETS

Structure made with 18 mm thick chipboard panels in ANTHRACITE 55 and STONE GREY 44, finished along the perimeter with a 0.4 mm thick melamine edge, in the same colour as the surface. On the base there are 4 black levelling feet.

On the two vertical sides, built-in profiles are inserted, with LED lights controlled by movement sensors.

The structure of drawers are composed of lateral sides in 12 mm thick chipboard panels in colours ANTHRACITE 55 and STONE GREY, finished along the perimeter with a 0.4 mm thick melamine edge in the same colour as the surface.

The sliding guides are in metal with nylon bearings, equipped with drawer stop for opening and self-closing mechanism. The glass planes are made in 8 mm thick tempered smoked float glass, complete with die-cast chrome-plated supports. Fronts of drawers and door are made from 18 mm thick panels of reconstituted wood, with visible part coated with wood effect 3d foil. GREY ELM 12, BALI WALNUT 30, BROWN ASH 52. The doors and drawers are fitted with a push release mechanism. The large front finish panel, with total thickness 54 mm is shaped with a Folding system, made from an 18 mm thick panel of reconstituted wood, with visible part coated with wood effect 3d foil: GREY ELM 12, BALI WALNUT 30, BROWN ASH 52.

#### SUSPENDED CABINETS

Structure and shelving made using 18 mm thick chipboard panels, melamine faced and available in the colours: ANTHRACITE 55 and STONE GREY 44, finished along the perimeter with a 0.4 mm melamine edge, in the same colour as the surface. Units fastened to wall using adjustable disappearing elements, each with a capacity of 60 kg. The shelf is fitted with disappearing hardware, positionable at height at an interval of 32mm. Doors are made with a Folding system on an 18 mm thick panel of reconstituted wood, with melamine faced internal side in the same colour as the structure, and the visible part coated in wood effect 3d foil in the colours: GREY ELM 12, BALI WALNUT 30, BROWN ASH 52. They are fitted with recess/handle above and below, with an enveloping "C" shape, vertical to the structure. All hinges are the type with wing and metal plate with 3 regulation ranges and equipped with shock-absorbing soft-close system.

#### VERTICAL PANEL FOR SUSPENDED CABINETS

Made in 18 mm thick chipboard panels, sandwich joined for a total thickness of 90mm, upholstered on the visible part with ECO-PELLE in the colours GREY 504 and SLATE 505. Fitted with metal bracket for fastening to the wall. In the lower part, in contact with the floor, 10 mm thick black nylon slides are inserted with self-levelling felt pads.

#### LOW & MEDIUM STORAGE CABINETS.

These are available in widths of 45 cm and 90 cm and in two different heights: low and medium. Structure made using 18 mm thick chipboard panels (shelves 25 mm), melamine faced and available in the colours: ANTHRACITE 55 and STONE GREY 44, finished along the perimeter with a 0.4 mm melamine edge, in the same colour as the surface and fitted with levelling feet. Doors are made in 18 mm panels deriving from wood, with visible part coated with wood effect 3d foil in the colours: GREY ELM 12, BALI WALNUT 30, BROWN ASH 52. Low and medium wooden doors are fitted with a latch lock and shock-absorbing soft-close system. Furniture compositions are always to be completed with top finish+final sides (supplied separately).

#### TOP & FINAL SIDES PANELS:

These are made with a Folding system, with total thickness 50 mm. Material composed of 18 mm thick reconstituted wood panels, with the visible part coated in wood effect 3d foil in the colours: GREY ELM 12, BALI WALNUT 30, BROWN ASH 52.

#### PACKAGING

All the components are disassembled and packed when supplied, and have paper triple type folding packaging, fillets for the perimetrical protection and for the fillings up, where needed. The corners are protected, where needed, through shock resistant edges protector. The packing closure occurs through sticky tape and welded nylon strap. Pedestals are assembled, when supplied, protected through polystyrene angle bars on the sides and packed using thermo-retractable polyethylene leave when provided.

| PHYSICAL-MECHANICAL CHARACTERISTICS OF 18 MM THICK PARTICLEBOARD PANELS, MELAMINE-FACED: |   |                           |
|--|---|---------------------------|
| DESCRIPTION  | MINIMUM VALUE                                     | STANDARD NUMBERS          |
| Volume Mass  | 650 Kg / m <sup>3</sup> ± 10%                     | UNI EN 323 :1994          |
| Relative Humidity  | 5 - 13%   | UNI EN 322 :1994          |
| Thickness Allowance  | ± 0,3 mm  | UNI EN 324-1/1994         |
| 24 hour Swelling   | 15%   | UNI EN 317 :1994          |
| External Surfaces Detachment   | 0,8 Mpa   | UNI EN 311 :2003          |
| Static Flexure   | 16 Mpa  | UNI EN 310 :1994          |
| Elastic Modulus  | 1600 Mpa  | UNI EN 310 :1994          |
| Edge Screws Extraction   | > 400 N   | UNI EN 320 :1994          |
| Formaldehyde Content   | ≤ a 3,5 mg H <sub>2</sub> CO (m <sup>2</sup> x h) | UNI EN ISO 12460 - 3:2015 |

Released by the Technical Office of LAS MOBILI  
last revision date:  
JANUARY 2020



**INDICE DEI CODICI**  
codes index

\* = INDICARE IL CODICE FINITURA  
= complete with finish code

INDICE DEI CODICI  
codes index  
Mod. JERA

| CODICE code | DESCRIZIONE description   | NOTE notes                                  | PAG. page | PREZZO price |
|-------------|---|---|-----------|--------------|
| 159 910 *   | PENISOLA FRONTALE PER SCRIVANIE L.160 x p.80<br>front terminal for desk w 160 x d 80  |   | 6         | € 1.336,00   |
| 159 911 *   | TAVOLO DA SALOTTO QUADRATO L.80 x p.80<br>squared coffee table w 80 x d 80 cms  |   | 6         | € 557,00     |
| 159 912 *   | TAVOLO DA SALOTTO RETTANGOLARE L.120 x p.60<br>rectangular coffee table w 120 x d 60 cms  |   | 6         | € 616,00     |
| 159 913 *   | TAVOLO RIUNIONE L.210 x p.120<br>meeting table w 210 x d 120 cms  |   | 6         | € 2.025,00   |
| 159 914 *   | TAVOLO RIUNIONE L.280 x p.120<br>meeting table w 280 x d 120 cms  |   | 6         | € 2.458,00   |
| 159 917 *   | SCRIVANIA DIREZIONALE L.210 CON FIANCO DX<br>executive desk w 210 cms with right side panel   | CON SCHIENA CHIUSA<br>with close back panel | 4         | € 2.410,00   |
| 159 919 *   | SCRIVANIA DIREZIONALE L.240 CON FIANCO DX<br>executive desk w 240 cms with right side panel   | CON SCHIENA CHIUSA<br>with close back panel | 4         | € 2.585,00   |
| 159 921 *   | SCRIVANIA DIREZIONALE L.210 CON FIANCO SX<br>executive desk w 210 cms with left side panel  | CON SCHIENA CHIUSA<br>with close back panel | 4         | € 2.410,00   |
| 159 923 *   | SCRIVANIA DIREZIONALE L.240 CON FIANCO SX<br>executive desk w 240 cms with left side panel  | CON SCHIENA CHIUSA<br>with close back panel | 4         | € 2.585,00   |
| 159 927 *   | SCRIVANIA DIREZIONALE L.210 CON FIANCO DX E ALLUNGO SX<br>executive desk w 210 cms with right side panel and left extension   | CON SCHIENA CHIUSA<br>with close back panel | 4         | € 3.422,00   |
| 159 929 *   | SCRIVANIA DIREZIONALE L.240 CON FIANCO DX E ALLUNGO SX<br>executive desk w 240 cms with right side panel and left extension   | CON SCHIENA CHIUSA<br>with close back panel | 4         | € 3.597,00   |
| 159 931 *   | SCRIVANIA DIREZIONALE L.210 CON FIANCO SX E ALLUNGO DX<br>executive desk w 210 cms with left side panel and right extension   | CON SCHIENA CHIUSA<br>with close back panel | 4         | € 3.422,00   |
| 159 932 *   | SOTTOMANO PER SCRIVANIE<br>desk pad   |   | 5         | € 260,00     |
| 159 933 *   | SCRIVANIA DIREZIONALE L.240 CON FIANCO SX E ALLUNGO DX<br>executive desk w 240 cms with left side panel and right extension   | CON SCHIENA CHIUSA<br>with close back panel | 4         | € 3.597,00   |
| 159 935 *   | CASSETTIERA LATERALE DX CON 2 CASSETTI<br>right lateral pedestal 2 drawers  |   | 5         | € 654,00     |
| 159 936 *   | CASSETTIERA LATERALE SX CON 2 CASSETTI<br>left lateral pedestal 2 drawers   |   | 5         | € 654,00     |
| 159 947 *   | SCRIVANIA DIREZIONALE L.210 CON FIANCO DX<br>executive desk w 210 cms with right side panel   | CON SCHIENA APERTA<br>with open back panel  | 4         | € 2.147,00   |
| 159 949 *   | SCRIVANIA DIREZIONALE L.240 CON FIANCO DX<br>executive desk w 240 cms with right side panel   | CON SCHIENA APERTA<br>with open back panel  | 4         | € 2.321,00   |
| 159 950 *   | SCRIVANIA DIREZIONALE L.210 CON FIANCO SX<br>executive desk w 210 cms with left side panel  | CON SCHIENA APERTA<br>with open back panel  | 4         | € 2.147,00   |
| 159 952 *   | SCRIVANIA DIREZIONALE L.240 CON FIANCO SX<br>executive desk w 240 cms with left side panel  | CON SCHIENA APERTA<br>with open back panel  | 4         | € 2.321,00   |
| 159 953 *   | SCRIVANIA DIREZIONALE L.210 CON FIANCO DX E ALLUNGO SX<br>executive desk w 210 cms with right side panel and left extension   | CON SCHIENA APERTA<br>with open back panel  | 4         | € 3.159,00   |
| 159 955 *   | SCRIVANIA DIREZIONALE L.240 CON FIANCO DX E ALLUNGO SX<br>executive desk w 240 cms with right side panel and left extension   | CON SCHIENA APERTA<br>with open back panel  | 4         | € 3.333,00   |
| 159 956 *   | SCRIVANIA DIREZIONALE L.210 CON FIANCO SX E ALLUNGO DX<br>executive desk w 210 cms with left side panel and right extension   | CON SCHIENA APERTA<br>with open back panel  | 4         | € 3.159,00   |
| 159 958 *   | SCRIVANIA DIREZIONALE L.240 CON FIANCO SX E ALLUNGO DX<br>executive desk w 240 cms with left side panel and right extension   | CON SCHIENA APERTA<br>with open back panel  | 4         | € 3.333,00   |
| 159 959 *   | TOP ACCESS STANDARD<br>standard top access  |   | 5         | € 85,00      |
| 159 960 *   | TOP ACCESS MULTIFUNZIONE (2 PRESE STANDARD GERMANIA SCHUKO+2 RJ 45 CAT.6 + 2 USB<br>multifunctions top access (2 Germany standard sockets schuko+2 RJ 45 CAT.6+2 USB) |   | 5         | € 578,00     |
| 159 961 *   | SCRIVANIA DIREZIONALE L.185 CON FIANCO DX<br>executive desk w 185 cms with right side panel   | CON SCHIENA APERTA<br>with open back panel  | 4         | € 2.060,00   |
| 159 962 *   | SCRIVANIA DIREZIONALE L.185 CON FIANCO SX<br>executive desk w 185 cms with left side panel  | CON SCHIENA APERTA<br>with open back panel  | 4         | € 2.060,00   |
| 159 963 *   | SCRIVANIA DIREZIONALE L.185 CON FIANCO DX E ALLUNGO SX<br>executive desk w 185 cms with right side panel and left extension   | CON SCHIENA APERTA<br>with open back panel  | 4         | € 3.072,00   |
| 159 964 *   | SCRIVANIA DIREZIONALE L.185 CON FIANCO SX E ALLUNGO DX<br>executive desk w 185 cms with left side panel and right extension   | CON SCHIENA APERTA<br>with open back panel  | 4         | € 3.072,00   |
| 159 965 *   | MOBILE TOTEM CON ANTA DX O SX (H.221,6)<br>totem cabinet with right or left wooden door (H.221,6)   |   | 7         | € 1.086,00   |
| 159 966 *   | MOBILE TOTEM CON ANTA DX O SX E 2 CASSETTI (H.221,6)<br>totem cabinet with right or left wooden door and 2 drawers (H.221,6)  |   | 7         | € 1.274,00   |
| 159 968 *   | MOBILE TOTEM CON ANTA DX O SX (H.260)<br>totem cabinet with right or left wooden door (H.260)   |   | 7         | € 1.270,00   |
| 159 969 *   | MOBILE TOTEM CON ANTA DX O SX E 2 CASSETTI (H.260)<br>totem cabinet with right or left wooden door and 2 drawers (H.260)  |   | 7         | € 1.457,00   |
| 159 976 *   | MOBILE SOSPESO L.45 CON 1 ANTA LEGNO DX O SX CON CHIUSURA AMMORTIZZATA<br>suspended cabinet w 45 cms with 1 soft-close right or left wooden door                      |   | 9         | € 244,00     |
| 159 980 *   | MOBILE SOSPESO L.90 CON 2 ANTE LEGNO CON CHIUSURA AMMORTIZZATA<br>suspended cabinet w 90 cms with 2 soft-close wooden doors   |   | 9         | € 362,00     |
| 159 983 *   | SPALLA VERTICALE TAPPEZZATA H.220<br>upholstered vertical panel H.220   |   | 9         | € 498,00     |

JERA

\* = INDICARE IL CODICE FINITURA  
= complete with finish code

INDICE DEI CODICI  
codes index  
Mod. JERA

| CODICE<br>code   | DESCRIZIONE<br>description  | NOTE<br>notes | PAG.<br>page | PREZZO<br>price |
|------------------|---|---------------|--------------|-----------------|
| <b>159 985</b> * | MOBILE BASSO L.45 CON 1 ANTA LEGNO DX CON CHIUSURA AMMORTIZZATA E SERRATURA<br>low cabinet w 45 cms with 1 soft-close right wooden door and lock    |               | 10           | € <b>167,00</b> |
| <b>159 986</b> * | MOBILE BASSO L.45 CON 1 ANTA LEGNO SX CON CHIUSURA AMMORTIZZATA E SERRATURA<br>low cabinet w 45 cms with 1 soft-close left wooden door and lock     |               | 10           | € <b>167,00</b> |
| <b>159 987</b> * | MOBILE BASSO L.90 CON 2 ANTE LEGNO CON CHIUSURA AMMORTIZZATA E SERRATURA<br>low cabinet w 90 cms with 2 soft-close wooden doors and lock            |               | 10           | € <b>272,00</b> |
| <b>159 988</b> * | MOBILE MEDIO L.45 CON 1 ANTA LEGNO DX CON CHIUSURA AMMORTIZZATA E SERRATURA<br>medium cabinet w 45 cms with 1 soft-close right wooden door and lock |               | 10           | € <b>287,00</b> |
| <b>159 989</b> * | MOBILE MEDIO L.45 CON 1 ANTA LEGNO SX CON CHIUSURA AMMORTIZZATA E SERRATURA<br>medium cabinet w 45 cms with 1 soft-close left wooden door and lock  |               | 10           | € <b>287,00</b> |
| <b>159 990</b> * | MOBILE MEDIO L.90 CON 2 ANTE LEGNO CON CHIUSURA AMMORTIZZATA E SERRATURA<br>medium cabinet w 90 cms with 2 soft-close wooden doors and lock         |               | 10           | € <b>498,00</b> |
| <b>159 991</b> * | TOP PER MOBILI L.55<br>top for cabinets w 55 cms  |               | 10           | € <b>104,00</b> |
| <b>159 992</b> * | TOP PER MOBILI L.100<br>top for cabinets w 100 cms  |               | 10           | € <b>180,00</b> |
| <b>159 993</b> * | TOP PER MOBILI L.145<br>top for cabinets w 145 cms  |               | 10           | € <b>257,00</b> |
| <b>159 994</b> * | TOP PER MOBILI L.190<br>top for cabinets w 235 cms  |               | 10           | € <b>329,00</b> |
| <b>159 995</b> * | TOP PER MOBILI L.235<br>top for cabinets w 235 cms  |               | 10           | € <b>391,00</b> |
| <b>159 996</b> * | TOP PER MOBILI L.280<br>top for cabinets w 280 cms  |               | 10           | € <b>449,00</b> |
| <b>159 997</b> * | COPPIA FIANCHI FINALI PER MOBILI BASSI<br>set of 2 final side-panels for low cabinets   |               | 10           | € <b>401,00</b> |
| <b>159 998</b> * | COPPIA FIANCHI FINALI PER MOBILI MEDI<br>set of 2 final side-panels for medium cabinets   |               | 10           | € <b>717,00</b> |

# I MEET

Design  
NIKOLAS CHACHAMIS

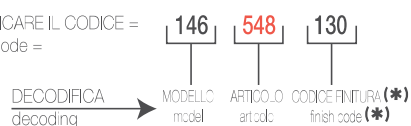
Engineering  
C.S.R. LAS MOBILI



## IMPORTANTE / it's very important

SULL'ORDINE INDICARE SEMPRE IL CODICE COMPLETO A 9 CIFRE  
always indicate on the order the complete 9-digit code

ESEMPIO: PER ORDINARE 1 TAVOLO **ART.548** NOCE BALI INDICARE IL CODICE =  
example: to order 1 TABLE **ART.548** BALI WALNUT indicate the code =



In vigore dal:  
Valid from:  
01/01/2018

Valido fino a nuova emissione  
Valid until new emission

## SOMMARIO / summary

|   |           |
|---|-----------|
| <b>ESPLOSO COMPONENTI</b> -----   | <b>3</b>  |
| <i>components</i>   |           |
| <b>CARTELLA COLORI</b> -----  | <b>5</b>  |
| <i>colours samples card</i>   |           |
| <b>TAVOLI RIUNIONE PROF. CM 120 CON PIANI IN LEGNO</b> -----                          | <b>6</b>  |
| <i>meeting tables depth 120 cms with wooden tops</i>                                  |           |
| <b>ELEMENTI componibili per tavoli riunione prof. cm 120 con piani in legno</b> ----- | <b>7</b>  |
| <i>modular elements for meeting tables depth 120 cms with wooden tops</i>             |           |
| <b>TAVOLI RIUNIONE PROF. CM 160 CON PIANI IN LEGNO</b> -----                          | <b>8</b>  |
| <i>meeting tables depth 160 cms with wooden tops</i>                                  |           |
| <b>ELEMENTI componibili per tavoli riunione prof. cm 160 con piani in legno</b> ----- | <b>9</b>  |
| <i>modular elements for meeting tables depth 160 cms with wooden tops</i>             |           |
| <b>TAVOLI RIUNIONE PROF. CM 320 CON PIANI IN LEGNO</b> -----                          | <b>10</b> |
| <i>meeting tables depth 320 cms with wooden tops</i>                                  |           |
| <b>ELEMENTI componibili per tavoli riunione prof. cm 320 con piani in legno</b> ----- | <b>11</b> |
| <i>modular elements for meeting tables depth 320 cms with wooden tops</i>             |           |
| <b>TAVOLI RIUNIONE PROF. CM 160 CON PIANI IN VETRO</b> -----                          | <b>12</b> |
| <i>meeting tables depth 160 cms with glass tops</i>                                   |           |
| <b>ELEMENTI componibili per tavoli riunione prof. cm 160 con piani in vetro</b> ----- | <b>13</b> |
| <i>modular elements for meeting tables depth 160 cms with glass tops</i>              |           |
| <b>SCHEMA DI UTILIZZO ELEMENTI componibili per tavoli riunione</b> -----              | <b>14</b> |
| <i>modular elements for meeting tables fact-sheet</i>                                 |           |
| <b>CONTROMOBILE</b> -----   | <b>15</b> |
| <i>credenza</i>   |           |
| <b>COMPLEMENTI DI ARREDO</b> -----  | <b>16</b> |
| <i>accessories</i>  |           |
| <b>DIMENSIONI</b> -----   | <b>17</b> |
| <i>dimensions</i>   |           |
| <b>DESCRIZIONE TECNICA</b> -----  | <b>18</b> |
| <b>TECHNICAL DESCRIPTION</b> -----  | <b>19</b> |
| <b>INDICE DEI CODICI</b> -----  | <b>20</b> |
| <i>codes index</i>  |           |

## ESPLOSO COMPONENTI

### components

#### PIANI IN LEGNO O VETRO:

Disponibili in due tipologie:

A) – Piani in Legno : realizzati con pannelli in fibre di legno tipo MDF sp. 30 mm rivestiti con 3d-foil, con angoli smussati. Sono disponibili nei colori: OLMO GREY 12, NOCE BALI 30, FRASSINO BROWN 52, WENGE 45, ROVERE AFRO 61, TEAK SAMOA 67, BIANCO BR. 69, LARICE SABBIA 85, LARICE MOKA 86.

B) – Piani in VETRO : realizzati in lastra temperata di sp. 12 mm retro-laccati a filo lucido con angoli smussati.

Il fissaggio alla struttura avviene tramite placche di acciaio incollate sul lato interno del piano stesso

Sono disponibili nei colori: NERO 10, TORTORA 72, ROSSO RUBINO 74, PISTACCHIO 75.

#### WOODEN OR GLASS SURFACES:

Available in two types:

A) – Wood surfaces : made with MDF fibreboard panels 30 mm thick covered in 3d-foil, with smooth angles. Available in the following colours: GREY ELM 12, BALI WALNUT 30, WENGE 45, BROWN ASH 52, AFRICAN OAK 61, SAMOA TEAK 67, BR. WHITE 69, SAND LARCH 85, MOKA LARCH 86.

B) – Glass surfaces : made in tempered plate 12 mm thick polished wire rear-lacquered with smooth angles. The structure is fixed with two steel brackets stuck on the inside of the surface Available in the following colours: BLACK 10, GREY BEIGE 72, RUBY RED 74, PISTACCHIO 75.

#### INSERTO CENTRALE IN LEGNO

Realizzato con pannelli in fibre di legno tipo MDF sp. 30 mm rivestiti con 3d-foil, con angoli smussati. E' disponibile nei colori: OLMO GREY 12, NOCE BALI 30, WENGE 45, FRASSINO BROWN 52, ROVERE AFRO 61, TEAK SAMOA 67, BIANCO BR. 69, LARICE SABBIA 85, LARICE MOKA 86, STONE GREY 44.

#### WOODEN CENTRAL TOP:

Made with (-MDF) fibreboard panels 30 mm thick covered in 3d-foil, with smooth angles. Available in the following colours: GREY ELM 12, BALI WALNUT 30, WENGE 45, BROWN ASH 52, AFRICAN OAK 61, SAMOA TEAK 67, BR. WHITE 69, SAND LARCH 85, MOKA LARCH 86, STONE GREY 44.

#### TOP ACCESS

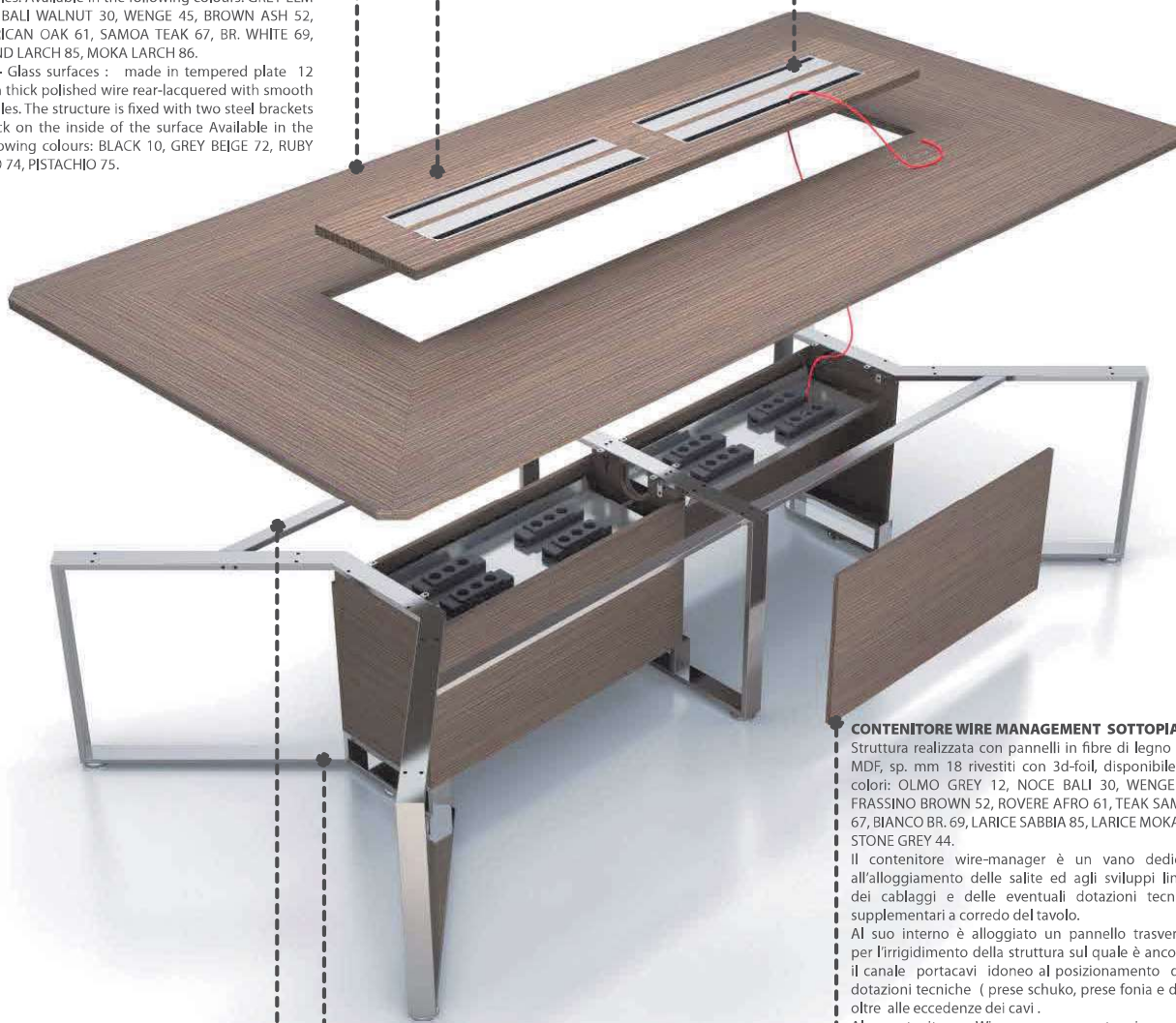
Realizzato in alluminio estruso , dotato di sportellino con apertura a ribalta per l'accesso al sottostante vano wire-manager oltre all'apertura passacavi lineare con spazzolino parapolvere nero.

Disponibile nelle finiture in abbinamento alla struttura metallica: verniciato antracite, verniciato stone grey ed anodizzato effetto cromo lucido satinato.

#### TOP ACCESS

Made in extruded aluminium, equipped with flap opening door to access wire-manager bay underneath as well as the linear cable path opening with black dust seal brush.

Available in finishes in combination with metallic structure: painted anthracite, painted stone grey and anodized with satin polished chrome effect.



#### STRUTTURA METALLICA ORIZZONTALE

Struttura costituita da travi di irrigidimento in tubolare sez. 50x20mm verniciate a polveri epossidiche nei colori: ARGENTO, ANTRACITE, STONE GREY.

La struttura e' pre-forata per il fissaggio delle viti dei piani.

Il montaggio con le gambe basamento avviene con connessioni metalliche rapide dotate di viti coniche.

#### HORIZONTAL METAL STRUCTURE

Structure made with stiffening beams in 50x20mm tubular painted with epoxy dust in colours: SILVER, ANTHRACITE, STONE GREY.

The structure is pre-perforated for fixing the surface screws. The base legs assembling is carried out with fast metal connections equipped with taper screws.

#### GAMBE BASAMENTO METALLICO :

Realizzate con tubolare di acciaio sez. 70x20mm, disponibili in due versioni

A)– Verniciate a polveri epossidiche ANTRACITE, STONE GREY.

B)– Cromato lucido

Piedini regolabili diametro 60 mm.

Le gambe terminali e centrali , sono combinabili fra loro e consentono l'aggregazione di vari moduli idonei a configurare molteplici tipologie di tavoli di forma quadrata o rettangolare che ne consentono l' utilizzo in sale di piccola e media riunione così come per grandi sale consigliari.

#### METAL BASE LEGS :

Made with 70x20mm steel tubular, available in two versions

A)– ANTHRACITE, STONE GREY epoxy dust painted.

B)– Chrome polished

60 mm diameter adjustable feet.

The end and middle legs are compatible between them and enable the aggregation of various modules suitable for the configuration of multiple types of round or rectangular tables used for small and medium meeting rooms as well as board rooms.

#### CONTENITORE WIRE MANAGEMENT SOTTOPIANO

Struttura realizzata con pannelli in fibre di legno tipo MDF, sp. mm 18 rivestiti con 3d-foil, disponibile nei colori: OLMO GREY 12, NOCE BALI 30, WENGE 45, FRASSINO BROWN 52, ROVERE AFRO 61, TEAK SAMOA 67, BIANCO BR. 69, LARICE SABBIA 85, LARICE MOKA 86, STONE GREY 44.

Il contenitore wire-manager è un vano dedicato all'alloggiamento delle salite ed agli sviluppi lineari dei cablaggi e delle eventuali dotazioni tecniche supplementari a corredo del tavolo.

Al suo interno è alloggiato un pannello trasversale per l'irrigidimento della struttura sul quale è ancorato il canale portacavi idoneo al posizionamento delle dotazioni tecniche ( prese schuko, prese fonia e dati ) oltre alle eccedenze dei cavi .

Al contenitore Wire management si accede direttamente dal piano di lavoro tramite il top access oppure lateralmente al contenitore stesso tramite l'apertura a scatto del pannello.

#### SUBSTAGE WIRE MANAGEMENT CONTAINER

Made with (MDF) fibreboard panels 18 mm thick covered with 3d-foil, available in the following colours: OLMO GREY 12, NOCE BALI 30, WENGE 45, FRASSINO BROWN 52, ROVERE AFRO 61, TEAK SAMOA 67, BIANCO BR. 69, LARICE SABBIA 85, LARICE MOKA 86, STONE GREY 44.

It is a bay for housing the climbings and the cable linear developments and any table supplementary technical equipment kit.

Inside is a transversal panel for stiffening the structure made of 18 mm thick wooden particles, on which the cable holder is anchored, ideal for positioning the technical equipment (schuko sockets, speech and data sockets) as well as excess cables .

Access to the Wire management container is gained directly from the work surface through the top access Or at the side of the container, through the panel trigger opening.

| COLORI PIANI IN LEGNO<br>wooden top colours |                           |                             |                         |                          |                       |                             |                          |                            | COLORI PIANI IN VETRO<br>glass top colours |                          |                         |                       |
|---|---------------------------|-----------------------------|-------------------------|--------------------------|-----------------------|-----------------------------|--------------------------|----------------------------|--|--------------------------|-------------------------|-----------------------|
| WENGÉ<br>wenge                              | LARICE MOKA<br>moka larch | LARICE SABBIA<br>sand larch | BIANCO BR.<br>br. white | NOCE BALI<br>bali walnut | OLMO GREY<br>grey elm | FRASSINO BROWN<br>brown ash | TEAK SAMOA<br>samoa teak | ROVERE AFRO<br>african oak | NERO<br>black                              | ROSSO RUBINO<br>ruby red | PISTACCHIO<br>pistachio | TORTORA<br>grey beige |
| Cod. 45                                     | Cod. 86                   | Cod. 83                     | Cod. 69                 | Cod. 30                  | Cod. 12               | Cod. 52                     | Cod. 67                  | Cod. 61                    | Cod. 10                                    | Cod. 74                  | Cod. 75                 | Cod. 72               |
|   |                           |                             |                         |                          |                       |                             |                          |                            |  |                          |                         |                       |


| COLORI CONTENITORE WIRE-MANAGER ED INSERTI IN LEGNO<br>wire-manager container and central top wooden colours | WENGÉ<br>wenge              | Cod. 45 |  | ◇<br>gambe cromate<br>chromed legs |                                    |                                    | ◇<br>gambe cromate<br>chromed legs |   |  |  |  | ◇<br>gambe cromate<br>chromed legs | ◇<br>gambe cromate<br>chromed legs | ◇<br>gambe cromate<br>chromed legs | ◇<br>gambe cromate<br>chromed legs |  |
|--|-----------------------------|---------|--|------------------------------------|------------------------------------|------------------------------------|------------------------------------|---|--|--|--|------------------------------------|------------------------------------|------------------------------------|------------------------------------|--|
|  | LARICE MOKA<br>moka larch   | Cod. 86 |  | ◇<br>gambe cromate<br>chromed legs |                                    |                                    |                                    |   |  |  |  |                                    | ◇<br>gambe cromate<br>chromed legs | ◇<br>gambe cromate<br>chromed legs | ◇<br>gambe cromate<br>chromed legs | ◇<br>gambe cromate<br>chromed legs                           |
|  | LARICE SABBIA<br>sand larch | Cod. 83 |  |                                    | ◇<br>gambe cromate<br>chromed legs | ◇<br>gambe cromate<br>chromed legs |                                    |   |  |  |  |                                    | ◇<br>gambe cromate<br>chromed legs | ◇<br>gambe cromate<br>chromed legs | ◇<br>gambe cromate<br>chromed legs | ◇<br>gambe cromate<br>chromed legs                           |
|  | BIANCO BR.<br>br. white     | Cod. 69 |  | ◇<br>gambe cromate<br>chromed legs | ◇<br>gambe cromate<br>chromed legs |                                    |                                    | ◇<br>gambe cromate<br>chromed legs      |  |  |  |                                    | ◇<br>gambe cromate<br>chromed legs | ◇<br>gambe cromate<br>chromed legs | ◇<br>gambe cromate<br>chromed legs | ◇<br>gambe cromate<br>chromed legs                           |
|  | NOCE BALI<br>bali walnut    | Cod. 30 |  |                                    |                                    |                                    |                                    | ◇<br>gambe antracite<br>anthracite legs |  |  |  |                                    |                                    |                                    |                                    | ◇<br>gambe antracite<br>anthracite legs                      |
|  | OLMO GREY<br>grey elm       | Cod. 12 |  |                                    |                                    |                                    |                                    | ◇<br>gambe antracite<br>anthracite leg  |  |  |  |                                    |                                    |                                    |                                    | ◇<br>gambe antracite<br>anthracite legs                      |
|  | FRASSINO BROWN<br>brown ash | Cod. 52 |  |                                    |                                    |                                    |                                    |   |  | □<br>gambe antracite o cromate<br>anthracite or chromed legs |  |                                    | ◇<br>gambe cromate<br>chromed legs | ◇<br>gambe cromate<br>chromed legs |                                    | □<br>gambe antracite o cromate<br>anthracite or chromed legs |
|  | TEAK SAMOA<br>samoa teak    | Cod. 67 |  |                                    |                                    |                                    |                                    |   |  |  |  |                                    |                                    |                                    |                                    | ◇<br>gambe antracite<br>anthracite legs                      |
|  | ROVERE AFRO<br>african oak  | Cod. 61 |  |                                    |                                    |                                    |                                    |   |  |  |  |                                    | ◇<br>gambe cromate<br>chromed legs | ◇<br>gambe cromate<br>chromed legs | ◇<br>gambe cromate<br>chromed legs | ◇<br>gambe cromate<br>chromed legs                           |
|  | STONE GREY<br>stone grey    | Cod. 44 |  |                                    |                                    |                                    |                                    |   |  | ◇<br>gambe stone grey<br>stone grey legs                     | ◇<br>gambe stone grey<br>stone grey legs |                                    |                                    |                                    |                                    |  |

## METALLI | METALS

GAMBE VERNICIATE  
painted legs




COD. AN 02  
ANTRACITE | ANTHRACITE



COD. SG 01  
STONE GREY | STONE GREY

GAMBE CROMATE  
chromed legs



COD. CR 01  
CROMATO | CHROMED

**CARTELLA COLORI**  
colours samples card

**LEGNI | WOOD**



COD. 12  
OLMO GREY | GREY ELM △



COD. 52  
FRASSINO BROWN | BROWN ASH △



COD. 85  
LARICE SABBIA | SAND LARCH △



COD. 30  
NOCE BALI | BALI WALNUT △



COD. 61  
ROVERE AFRO | AFRICAN OAK △



COD. 86  
LARICE MOKA | MOKA LARCH △



COD. 44  
STONE GREY | STONE GREY △




COD. 67  
TEAK SAMOA | SAMOA TEAK △




COD. 55  
ANTRACITE | ANTHRACITE ○

**SOLO** PER  
STRUTTURA  
LEGGIO  
*only* for lectern  
structure



COD. 45  
WENGÉ | WENGÉ △




COD. 69  
BIANCO BR. | BR. WHITE △



COD. 69  
BIANCO BR. | BR. WHITE ○


**VETRI | GLASS**



COD. 10  
NERO | BLACK



COD. 72  
TORTORA | GREY BEIGE



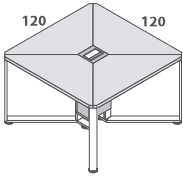
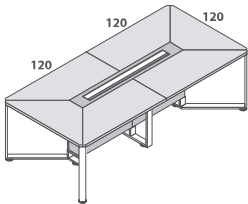
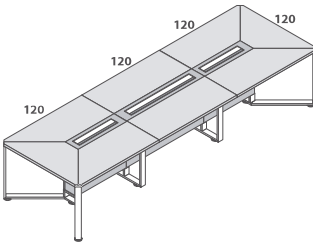
COD. 75  
PISTACCHIO | PISTACHIO



COD. 74  
ROSSO RUBINO | RUBY RED

## TAVOLI RIUNIONE PROF. CM 120 CON PIANI IN LEGNO

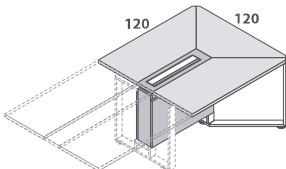
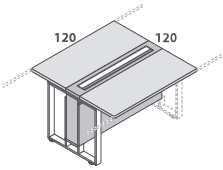
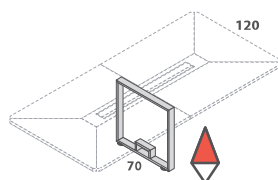
meeting tables depth 120 cms with wooden tops

| DESCRIZIONE<br>description   | L<br>w | CODICE<br>code                          | KG  | M <sup>3</sup> | COLLI | PREZZO<br>price | (*) CODICE FINITURA<br>(*) finish code  |
|--|--------|---|-----|----------------|-------|-----------------|---|
| TAVOLO RIUNIONE QUADRATO L.120x120<br>squared meeting table w w 120x120 cms<br><br><br><br>L.120 x p.120 x H.75         |        | <b>GAMBE VERNICIATE</b><br>painted legs |     |                |       |                 | <b>VERSIONE LEGNO (GAMBE VERNICIATE)</b><br>wooden version (painted legs)   |
|  | L.120  | 146 <b>514</b> (*)                      | 81  | 0,306          | 12    | € 1.355,00      |   |
|  |        | <b>GAMBE CROMATE</b><br>chromed legs    |     |                |       |                 |   |
|  | L.120  | 146 <b>614</b> (*)                      | 81  | 0,306          | 12    | € 2.677,00      | 130 NOCE BALI NOCE BALI ANTRACITE bali walnut bali walnut anthracite<br>267 TEAK SAMOA TEAK SAMOA ANTRACITE samoa teak samoa teak anthracite<br>752 FRASSINO BROWN FRASSINO BROWN ANTRACITE brown ash brown ash anthracite<br>812 OLMO GREY OLMO GREY ANTRACITE grey elm grey elm anthracite<br>852 FRASSINO BROWN STONE GREY STONE GREY brown ash stone grey stone grey<br>867 TEAK SAMOA STONE GREY STONE GREY samoa teak stone grey stone grey       |
| TAVOLO RIUNIONE RETTANGOLARE L.240x120<br>rectangular meeting table w 240x120 cms<br><br><br><br>L.240 x p.120 x H.75   |        | <b>GAMBE VERNICIATE</b><br>painted legs |     |                |       |                 | <b>VERSIONE LEGNO (GAMBE CROMATE)</b><br>wooden version (chromed legs)  |
|  | L.240  | 146 <b>544</b> (*)                      | 142 | 0,565          | 20    | € 2.393,00      |   |
|  |        | <b>GAMBE CROMATE</b><br>chromed legs    |     |                |       |                 |   |
|  | L.240  | 146 <b>644</b> (*)                      | 142 | 0,565          | 20    | € 3.929,00      | 290 ROVERE AFRO ROVERE AFRO CROMATO african oak african oak chromed<br>400 BIANCO BR. BIANCO BR. CROMATO br. white br. white chromed<br>412 OLMO GREY BIANCO BR. CROMATO grey elm br. white chromed<br>470 LARICE MOKA BIANCO BR. CROMATO moka larch br. white chromed  |
| TAVOLO RIUNIONE RETTANGOLARE L.360x120<br>rectangular meeting table w 360x120 cms<br><br><br><br>L.360 x p.120 x H.75 |        | <b>GAMBE VERNICIATE</b><br>painted legs |     |                |       |                 | 490 WENGÉ BIANCO BR. CROMATO wenge br. white chromed<br>700 LARICE MOKA LARICE MOKA CROMATO moka larch moka larch chromed<br>752 FRASSINO BROWN FRASSINO BROWN CROMATO brown ash brown ash chromed<br>800 LARICE SABBIA LARICE SABBIA CROMATO sand larch sand larch chromed<br>840 BIANCO BR. LARICE SABBIA CROMATO br. white sand larch chromed<br>900 WENGÉ WENGÉ CROMATO wenge wenge chromed<br>940 BIANCO BR. WENGÉ CROMATO br. white wenge chromed |
|  | L.360  | 146 <b>567</b> (*)                      | 212 | 0,926          | 29    | € 3.415,00      |   |
|  |        | <b>GAMBE CROMATE</b><br>chromed legs    |     |                |       |                 |   |
|  | L.360  | 146 <b>667</b> (*)                      | 212 | 0,926          | 29    | € 5.165,00      |   |





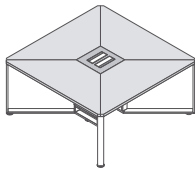
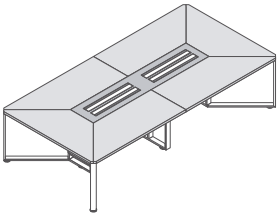
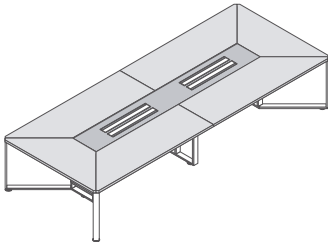
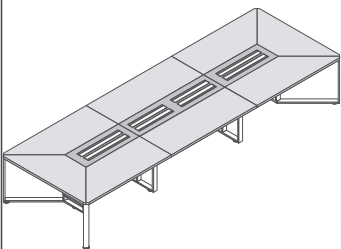
**ELEMENTI COMPONENTI PER TAVOLI RIUNIONE PROF. CM 120 CON PIANI IN LEGNO**
*modular elements for meeting tables depth 120 cms with wooden tops*

| DESCRIZIONE<br><i>description</i>  | L<br><i>w</i>                                  | CODICE<br><i>code</i> | KG   | M <sup>3</sup> | COLLI | PREZZO<br><i>price</i>   | (*) CODICE FINITURA<br><i>(*) finish code</i>                                       |            |   |            |  |  |      |
|--|--|-----------------------|------|----------------|-------|--|---|------------|---|------------|--|--|------|
| MODULO TERMINALE SINGOLO<br>PROF. CM 120 (DX o SX)<br><i>single terminal module depth 120 cms (right or left)</i><br><br><br><br>L.120 x p.120 x H.75 | <b>GAMBE VERNICIATE</b><br><i>Painted legs</i> |                       |      |                |       |  | <b>VERSIONE LEGNO (GAMBE VERNICIATE)</b><br><i>wooden version (painted legs)</i>    |            |   |            |  |  |      |
|  | L.120  | 146 <b>583</b> (*)    | 69,5 | 0,251          | 10    | € 1.099,00   | (*)   | PIANO      | CONTENITORE WIRE-MANAGER E INSERTO CENTRALE | GAMBE      | wire-manager container and central top | legs                                   |      |
|  | <b>GAMBE CROMATE</b><br><i>chromed legs</i>    |                       |      |                |       |  | <b>VERSIONE LEGNO (GAMBE CROMATE)</b><br><i>wooden version (chromed legs)</i>       |            |   |            |  |  |      |
|  | L.120  | 146 <b>683</b> (*)    | 69,5 | 0,251          | 10    | € 1.760,00   | (*)   | PIANO      | CONTENITORE WIRE-MANAGER E INSERTO CENTRALE | GAMBE      | top                                    | wire-manager container and central top | legs |
|  |  |                       |      |                |       |  | <b>290</b> ROVERE AFRO ROVERE AFRO CROMATO <i>african oak african oak chromed</i>   |            |   |            |  |  |      |
|  |  |                       |      |                |       |  | <b>400</b> BIANCO BR. BIANCO BR. CROMATO <i>br. white br. white chromed</i>         |            |   |            |  |  |      |
|  |  |                       |      |                |       |  | <b>412</b> OLMO GREY BIANCO BR. CROMATO <i>grey elm br. white chromed</i>           |            |   |            |  |  |      |
|  |  |                       |      |                |       |  | <b>470</b> LARICE MOKA BIANCO BR. CROMATO <i>moka larch br. white chromed</i>       |            |   |            |  |  |      |
|  |  |                       |      |                |       |  | <b>490</b> WENGÉ BIANCO BR. CROMATO <i>wenge br. white chromed</i>                  |            |   |            |  |  |      |
|  |  |                       |      |                |       |  | <b>700</b> LARICE MOKA LARICE MOKA CROMATO <i>moka larch moka larch chromed</i>     |            |   |            |  |  |      |
|  |  |                       |      |                |       |  | <b>752</b> FRASSINO BROWN FRASSINO BROWN CROMATO <i>brown ash brown ash chromed</i> |            |   |            |  |  |      |
|  |  |                       |      |                |       |  | <b>800</b> LARICE SABBIA LARICE SABBIA CROMATO <i>sand larch sand larch chromed</i> |            |   |            |  |  |      |
|  |  |                       |      |                |       |  | <b>840</b> BIANCO BR. LARICE SABBIA CROMATO <i>br. white sand larch chromed</i>     |            |   |            |  |  |      |
|  |  |                       |      |                |       |  | <b>900</b> WENGÉ WENGÉ CROMATO <i>wenge wenge chromed</i>                           |            |   |            |  |  |      |
|  |  |                       |      |                |       | <b>940</b> BIANCO BR. WENGÉ CROMATO <i>br. white wenge chromed</i> |   |            |   |            |  |  |      |
| MODULO CENTRALE PROF. CM 120<br><i>central module depth 120 cms</i><br><br><br><br>L.120 x p.120 x H.75   | <b>GAMBE VERNICIATE</b><br><i>Painted legs</i> |                       |      |                |       |  | <b>(*)</b> GAMBA leg  |            |   |            |  |  |      |
|  | L.120  | 146 <b>584</b> (*)    | 67   | 0,354          | 8     | € 1.024,00   | 555   | ANTRACITE  |   | anthracite |  |  |      |
|  | <b>GAMBE CROMATE</b><br><i>chromed legs</i>    |                       |      |                |       |  | <b>(*)</b> GAMBA leg  |            |   |            |  |  |      |
|  | L.120  | 146 <b>684</b> (*)    | 67   | 0,354          | 8     | € 1.238,00   | 000   | CROMATO    |   | chromed    |  |  |      |
| GAMBA CENTRALE PER PIANI PROF. CM 120<br><i>central leg for tops depth 120 cms</i><br><br><br><br>L.7 x p.70 x H.72                                 | <b>GAMBE VERNICIATE</b><br><i>Painted legs</i> |                       |      |                |       |  | <b>(*)</b> GAMBA leg  |            |   |            |  |  |      |
|  |  | 146 <b>587</b> (*)    | 6    | 0,069          | 1     | € 193,00   | 844   | STONE GREY |   | stone grey |  |  |      |
|  | <b>GAMBE CROMATE</b><br><i>chromed legs</i>    |                       |      |                |       |  | <b>(*)</b> GAMBA leg  |            |   |            |  |  |      |
|  |  | 146 <b>687</b> (*)    | 6    | 0,069          | 1     | € 407,00   |   |            |   |            |  |  |      |

**PER UTILIZZO VEDI SCHEMA PAG.14  
 fact-sheet , please see page 14**


## TAVOLI RIUNIONE PROF. CM 160 CON PIANI IN LEGNO

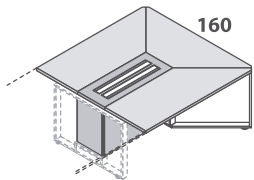
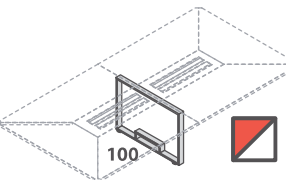
meeting tables depth 160 cms with wooden tops

| DESCRIZIONE<br>description   | L<br>w   | CODICE<br>code   | KG         | M <sup>3</sup> | COLLI   | PREZZO<br>price   | (*) CODICE FINITURA<br>(*) finish code |
|--|--|--|------------|----------------|---|-------------------|--|
| TAVOLO RIUNIONE QUADRATO L.160x160<br>squared meeting table w 160x160 cms<br><br><br><br>L.160 x p.160 x H.75           |  |  |            |                |   |                   |  |
|  |  | <b>GAMBE VERNICIATE<br/>painted legs</b>                 |            |                |   |                   |  |
|  | L.160  | 146 <b>548</b> (*)                                       | 144        | 0,399          | 12  | <b>€ 1.971,00</b> |  |
|  | <b>GAMBE CROMATE<br/>chromed legs</b>                                      |  |            |                |   |                   |  |
| L.160  | 146 <b>648</b> (*)   | 144  | 0,399      | 12             | <b>€ 3.401,00</b>                                   |                   |  |
| TAVOLO RIUNIONE RETTANGOLARE L.320x160<br>rectangular meeting table w 320x160 cms<br><br><br><br>L.320 x p.160 x H.75   |  |  |            |                |   |                   |  |
|  |  | <b>GAMBE VERNICIATE<br/>painted legs</b>                 |            |                |   |                   |  |
|  | L.320  | 146 <b>549</b> (*)                                       | 262        | 0,759          | 20  | <b>€ 3.633,00</b> |  |
|  | <b>GAMBE CROMATE<br/>chromed legs</b>                                      |  |            |                |   |                   |  |
| L.320  | 146 <b>649</b> (*)   | 262  | 0,759      | 20             | <b>€ 5.272,00</b>                                   |                   |  |
| TAVOLO RIUNIONE RETTANGOLARE L.400x160<br>rectangular meeting table w 400x160 cms<br><br><br><br>L.400 x p.160 x H.75 |  |  |            |                |   |                   |  |
|  |  | <b>GAMBE VERNICIATE<br/>painted legs</b>                 |            |                |   |                   |  |
|  | L.400  | 146 <b>550</b> (*)                                       | 305        | 0,898          | 20  | <b>€ 4.085,00</b> |  |
|  | <b>GAMBE CROMATE<br/>chromed legs</b>                                      |  |            |                |   |                   |  |
| L.400  | 146 <b>650</b> (*)   | 305  | 0,898      | 20             | <b>€ 5.724,00</b>                                   |                   |  |
| TAVOLO RIUNIONE RETTANGOLARE L.480x160<br>rectangular meeting table w 480x160 cms<br><br><br><br>L.480 x p.160 x H.75 |  |  |            |                |   |                   |  |
|  |  | <b>GAMBE VERNICIATE<br/>painted legs</b>                 |            |                |   |                   |  |
|  | L.480  | 146 <b>551</b> (*)                                       | 380        | 1,123          | 29  | <b>€ 5.399,00</b> |  |
|  | <b>GAMBE CROMATE<br/>chromed legs</b>                                      |  |            |                |   |                   |  |
| L.480  | 146 <b>651</b> (*)   | 380  | 1,123      | 29             | <b>€ 7.247,00</b>                                   |                   |  |
|  | <b>VERSIONE LEGNO (GAMBE VERNICIATE)<br/>wooden version (painted legs)</b> |  |            |                |   |                   |  |
| (*)  | PIANO  | CONTENITORE<br>WIRE-<br>MANAGER<br>E INSERTO<br>CENTRALE | GAMBE      | top            | wire-<br>manager<br>container<br>and central<br>top | legs              |  |
| 130  | NOCE BALI  | NOCE BALI  | ANTRACITE  | bali walnut    | bali walnut   | anthracite        |  |
| 267  | TEAK SAMOA   | TEAK SAMOA   | ANTRACITE  | samoa teak     | samoa teak  | anthracite        |  |
| 752  | FRASSINO<br>BROWN  | FRASSINO<br>BROWN  | ANTRACITE  | brown ash      | brown ash   | anthracite        |  |
| 812  | OUMO GREY  | OUMO GREY  | ANTRACITE  | grey elm       | grey elm  | anthracite        |  |
| 852  | FRASSINO<br>BROWN  | STONE GREY   | STONE GREY | brown ash      | stone grey  | stone grey        |  |
| 867  | TEAK SAMOA   | STONE GREY   | STONE GREY | samoa teak     | stone grey  | stone grey        |  |
|  | <b>VERSIONE LEGNO (GAMBE CROMATE)<br/>wooden version (chromed legs)</b>    |  |            |                |   |                   |  |
| (*)  | PIANO  | CONTENITORE<br>WIRE-<br>MANAGER<br>E INSERTO<br>CENTRALE | GAMBE      | top            | wire-<br>manager<br>container<br>and central<br>top | legs              |  |
| 290  | ROVERE AFRO  | ROVERE AFRO  | CROMATO    | african oak    | african oak   | chromed           |  |
| 400  | BIANCO BR.   | BIANCO BR.   | CROMATO    | br. white      | br. white   | chromed           |  |
| 412  | OUMO GREY  | BIANCO BR.   | CROMATO    | grey elm       | br. white   | chromed           |  |
| 470  | LARICE MOKA  | BIANCO BR.   | CROMATO    | moka larch     | br. white   | chromed           |  |
| 490  | WENGÉ  | BIANCO BR.   | CROMATO    | wenge          | br. white   | chromed           |  |
| 700  | LARICE MOKA  | LARICE MOKA  | CROMATO    | moka larch     | moka larch  | chromed           |  |
| 752  | FRASSINO<br>BROWN  | FRASSINO<br>BROWN  | CROMATO    | brown ash      | brown ash   | chromed           |  |
| 800  | LARICE SABBIA  | LARICE SABBIA  | CROMATO    | sand larch     | sand larch  | chromed           |  |
| 840  | BIANCO BR.   | LARICE SABBIA  | CROMATO    | br. white      | sand larch  | chromed           |  |
| 900  | WENGÉ  | WENGÉ  | CROMATO    | wenge          | wenge   | chromed           |  |
| 940  | BIANCO BR.   | WENGÉ  | CROMATO    | br. white      | wenge   | chromed           |  |






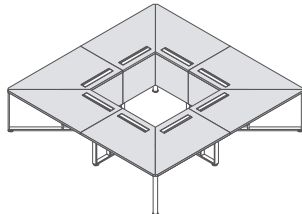
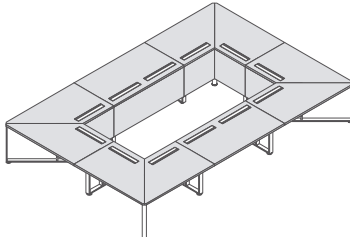
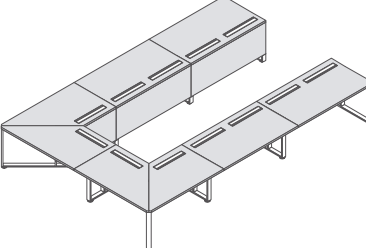
## ELEMENTI COMPONENTI PER TAVOLI RIUNIONE PROF. CM 160 CON PIANI IN LEGNO

modular elements for meeting tables depth 160 cms with wooden tops

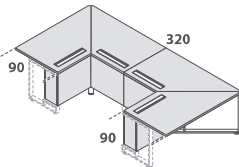
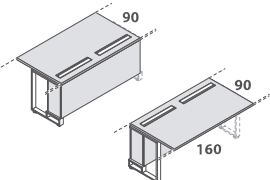
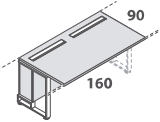
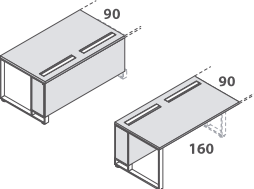
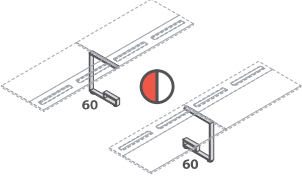
| DESCRIZIONE<br>description  | L<br>w         | CODICE<br>code                   | KG             | M <sup>3</sup> | COLLI      | PREZZO<br>price | (*) CODICE FINITURA<br>(*) finish code |  |  |             |             |   |      |
|---|----------------|----------------------------------|----------------|----------------|------------|-----------------|--|--|--|-------------|-------------|---|------|
| MODULO TERMINALE SINGOLO<br>PROF. CM 160 (DX o SX)<br>single terminal module depth 160 cms (right or left)<br><br><br><br>L.160 x p.160 x H.75 | L.160          | GAMBE VERNICIATE<br>painted legs |                | 128,5          | 0,344      | 10              | € 1.722,00                             | VERSIONE LEGNO (GAMBE VERNICIATE)<br>wooden version (painted legs) |  |             |             |   |      |
|   |                | (*)                              |                |                |            |                 |  | PIANO  | CONTENITORE<br>WIRE-<br>MANAGER<br>E INSERTO<br>CENTRALE | GAMBE       | top         | wire-<br>manager<br>container<br>and central<br>top | legs |
|   |                | 130                              | NOCE BALI      |                |            |                 |  | NOCE BALI  | ANTRACITE  | bali walnut | bali walnut | anthracite  |      |
|   |                | 267                              | TEAK SAMOA     |                |            |                 |  | TEAK SAMOA   | ANTRACITE  | samoa teak  | samoa teak  | anthracite  |      |
|   |                | 752                              | FRASSINO BROWN |                |            |                 |  | FRASSINO BROWN   | ANTRACITE  | brown ash   | brown ash   | anthracite  |      |
|   |                | 812                              | OLMO GREY      |                |            |                 |  | OLMO GREY  | ANTRACITE  | grey elm    | grey elm    | anthracite  |      |
|   | L.160          | GAMBE CROMATE<br>chromed legs    |                | 128,5          | 0,344      | 10              | € 2.437,00                             | VERSIONE LEGNO (GAMBE CROMATE)<br>wooden version (chromed legs)    |  |             |             |   |      |
|   |                | (*)                              |                |                |            |                 |  | PIANO  | CONTENITORE<br>WIRE-<br>MANAGER<br>E INSERTO<br>CENTRALE | GAMBE       | top         | wire-<br>manager<br>container<br>and central<br>top | legs |
|   |                | 290                              | ROVERE AFRO    |                |            |                 |  | ROVERE AFRO  | CROMATO  | african oak | african oak | chromed   |      |
|   |                | 400                              | BIANCO BR.     |                |            |                 |  | BIANCO BR.   | CROMATO  | br. white   | br. white   | chromed   |      |
|   |                | 412                              | OLMO GREY      |                |            |                 |  | BIANCO BR.   | CROMATO  | grey elm    | br. white   | chromed   |      |
|   |                | 470                              | LARICE MOKA    |                |            |                 |  | BIANCO BR.   | CROMATO  | moka larch  | br. white   | chromed   |      |
|   |                | 490                              | WENGÉ          |                |            |                 |  | BIANCO BR.   | CROMATO  | wenge       | br. white   | chromed   |      |
| 700   | LARICE MOKA    | LARICE MOKA                      | CROMATO        | moka larch     | moka larch | chromed         |  |  |  |             |             |   |      |
| 752   | FRASSINO BROWN | FRASSINO BROWN                   | CROMATO        | brown ash      | brown ash  | chromed         |  |  |  |             |             |   |      |
| 800   | LARICE SABBIA  | LARICE SABBIA                    | CROMATO        | sand larch     | sand larch | chromed         |  |  |  |             |             |   |      |
| 840   | BIANCO BR.     | LARICE SABBIA                    | CROMATO        | br. white      | sand larch | chromed         |  |  |  |             |             |   |      |
| 900   | WENGÉ          | WENGÉ                            | CROMATO        | wenge          | wenge      | chromed         |  |  |  |             |             |   |      |
| 940   | BIANCO BR.     | WENGÉ                            | CROMATO        | br. white      | wenge      | chromed         |  |  |  |             |             |   |      |
| GAMBA CENTRALE PER PIANI PROF. CM 160<br>central leg for tops depth 160 cms<br><br><br><br>L.7 x p.100 x H.72                                | L.160          | GAMBE VERNICIATE<br>painted legs |                | 8              | 0,069      | 1               | € 202,00                               | (*)  |  | GAMBA       | leg         |   |      |
|   |                | 555                              | ANTRACITE      |                |            |                 |  | anthracite   |  |             |             |   |      |
|   | 844            | STONE GREY                       | stone grey     |                |            |                 |  |  |  |             |             |   |      |
|   | L.7            | GAMBE CROMATE<br>chromed legs    |                | 8              | 0,069      | 1               | € 411,00                               | (*)  |  | GAMBA       | leg         |   |      |
|   |                | 000                              | CROMATO        |                |            |                 |  | chromed  |  |             |             |   |      |

PER UTILIZZO VEDI SCHEMA PAG. 14  
fact-sheet , please see page 14



| TAVOLI RIUNIONE PROF. CM 320 CON PIANI IN LEGNO   |  |  |   |   |  |   |  |  |  |  |  |
|---|--|--|---|---|--|---|--|--|--|--|--|
| meeting tables depth 320 cms with wooden tops   |  |  |   |   |  |   |  |  |  |  |  |
| DESCRIZIONE<br><i>description</i>   | L<br><i>w</i>                          | CODICE<br><i>code</i>                  | KG<br> | M <sup>3</sup><br> | COLLI<br> | PREZZO<br><i>price</i>  | (*) CODICE FINITURA<br><i>(*) finish code</i>                                    |  |  |  |  |
| TAVOLO RIUNIONE QUADRATO L.320x320<br><i>squared meeting table w 320x320 cms</i><br><br><br><br>L.320 x p.320 x H.75           |  |  |   |   |  |   |  |  |  |  |  |
|   |  |  | <b>GAMBE VERNICIATE</b><br><i>painted legs</i>  |   |  |   |  |  |  |  |  |
|   | L.320                                  | 146                                    | <b>556</b> (*)  | 462   | 1,839  | 44  | <b>€ 6.574,00</b>  |  |  |  |  |
|   |  |  | <b>GAMBE CROMATE</b><br><i>chromed legs</i>   |   |  |   |  |  |  |  |  |
| L.320   | 146                                    | <b>656</b> (*)                         | 462   | 1,839   | 44   | <b>€ 9.054,00</b>   |  |  |  |  |  |
| TAVOLO RIUNIONE RETTANGOLARE L.480x320<br><i>rectangular meeting table w 480x320 cms</i><br><br><br><br>L.480 x p.320 x H.75   |  |  | <b>GAMBE VERNICIATE</b><br><i>painted legs</i>  |   |  |   |  |  |  |  |  |
|   | L.480                                  | 146                                    | <b>558</b> (*)  | 622   | 2,300  | 54  | <b>€ 8.585,00</b>  |  |  |  |  |
|   |  |  | <b>GAMBE CROMATE</b><br><i>chromed legs</i>   |   |  |   |  |  |  |  |  |
|   | L.480                                  | 146                                    | <b>658</b> (*)  | 622   | 2,300  | 54  | <b>€ 11.405,00</b>   |  |  |  |  |
|   |  |  |   |   |  |   | <b>VERSIONE LEGNO (GAMBE VERNICIATE)</b><br><i>wooden version (painted legs)</i> |  |  |  |  |
|   | (*)                                    | PIANO E<br>CONTENITORE<br>WIRE-MANAGER | GAMBE   | top and<br>wire-manager<br>container  | legs   |   |  |  |  |  |  |
|   | 130                                    | NOCE BALI                              | ANTRACITE   | bali walnut   | anthracite   |   |  |  |  |  |  |
|   | 267                                    | TEAK SAMOA                             | ANTRACITE   | samoa teak  | anthracite   |   |  |  |  |  |  |
|   | 752                                    | FRASSINO BROWN                         | ANTRACITE   | brown ash   | anthracite   |   |  |  |  |  |  |
| 812   | OLMO GREY                              | ANTRACITE                              | grey elm  | anthracite  |  |   |  |  |  |  |  |
|   |  |  |   |   |  | <b>VERSIONE LEGNO (GAMBE CROMATE)</b><br><i>wooden version (chromed legs)</i> |  |  |  |  |  |
| (*)   | PIANO E<br>CONTENITORE<br>WIRE-MANAGER | GAMBE                                  | top and<br>wire-manager<br>container  | legs  |  |   |  |  |  |  |  |
| 290   | ROVERE AFRO                            | CROMATO                                | african oak   | chromed   |  |   |  |  |  |  |  |
| 400   | BIANCO BR.                             | CROMATO                                | br. white   | chromed   |  |   |  |  |  |  |  |
| 700   | LARICE MOKA                            | CROMATO                                | moka larch  | chromed   |  |   |  |  |  |  |  |
| 752   | FRASSINO BROWN                         | CROMATO                                | brown ash   | chromed   |  |   |  |  |  |  |  |
| 800   | LARICE SABBIA                          | CROMATO                                | sand larch  | chromed   |  |   |  |  |  |  |  |
| 900   | WENGÉ                                  | CROMATO                                | wenge   | chromed   |  |   |  |  |  |  |  |
| TAVOLO RIUNIONE RETTANGOLARE L.480x320<br><i>rectangular meeting table w 480x320 cms</i><br><br><br><br>L.480 x p.320 x H.75 |  |  | <b>GAMBE VERNICIATE</b><br><i>painted legs</i>  |   |  |   |  |  |  |  |  |
|   | L.480                                  | 146                                    | <b>559</b> (*)  | 558   | 1,905  | 43  | <b>€ 7.433,00</b>  |  |  |  |  |
|   |  |  | <b>GAMBE CROMATE</b><br><i>chromed legs</i>   |   |  |   |  |  |  |  |  |
|   | L.480                                  | 146                                    | <b>659</b> (*)  | 558   | 1,905  | 43  | <b>€ 10.095,00</b>   |  |  |  |  |
|   |  |  |   |   |  |   |  |  |  |  |  |
|   |  |  |   |   |  |   |  |  |  |  |  |

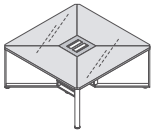
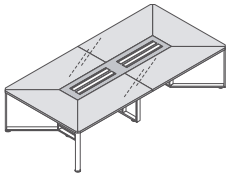
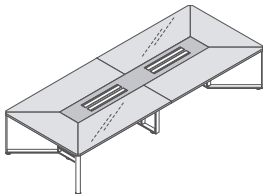
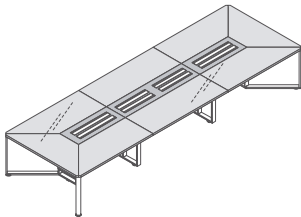
**ELEMENTI COMPONENTI PER TAVOLI RIUNIONE PROF. CM 320 CON PIANI IN LEGNO**
*modular elements for meeting tables depth 320 cms with wooden tops*

| DESCRIZIONE<br><i>description</i>  | L<br><i>w</i>  | CODICE<br><i>code</i>                           | KG                     | M <sup>3</sup> | COLLI | PREZZO<br><i>price</i> | (*) CODICE FINITURA<br><i>(*) finish code</i>                                     |   |                                  |       |                                |            |     |             |           |                        |     |            |           |                        |     |                |           |                      |     |                |           |                     |     |               |         |                    |     |       |         |               |
|--|----------------|---|------------------------|----------------|-------|------------------------|---|---|----------------------------------|-------|--------------------------------|------------|-----|-------------|-----------|------------------------|-----|------------|-----------|------------------------|-----|----------------|-----------|----------------------|-----|----------------|-----------|---------------------|-----|---------------|---------|--------------------|-----|-------|---------|---------------|
| MODULO TERMINALE DOPPIO PROF. CM 320<br><i>double terminal module depth 320 cms</i><br><br>L.160 x p.320 x H.75                   |                | <b>GAMBE VERNICIATE</b><br><i>painting legs</i> |                        |                |       |                        |   |   |                                  |       |                                |            |     |             |           |                        |     |            |           |                        |     |                |           |                      |     |                |           |                     |     |               |         |                    |     |       |         |               |
|  | L.160          | 146 <b>560</b> (*)                              | 227                    | 0,913          | 22    | <b>€ 3.193,00</b>      |   |   |                                  |       |                                |            |     |             |           |                        |     |            |           |                        |     |                |           |                      |     |                |           |                     |     |               |         |                    |     |       |         |               |
|  |                | <b>GAMBE CROMATE</b><br><i>chromed legs</i>     |                        |                |       |                        |   |   |                                  |       |                                |            |     |             |           |                        |     |            |           |                        |     |                |           |                      |     |                |           |                     |     |               |         |                    |     |       |         |               |
|  | L.160          | 146 <b>660</b> (*)                              | 227                    | 0,913          | 22    | <b>€ 4.367,00</b>      |   |   |                                  |       |                                |            |     |             |           |                        |     |            |           |                        |     |                |           |                      |     |                |           |                     |     |               |         |                    |     |       |         |               |
| KIT 2 MODULI CENTRALI PROF. CM 90<br><i>kit of 2 central modules depth 90 cms</i><br><br>L.160 x p.90 x H.75                      |                | <b>GAMBE VERNICIATE</b><br><i>painting legs</i> |                        |                |       |                        | <b>VERSIONE LEGNO (GAMBE VERNICIATE)</b><br><i>wooden version (painting legs)</i> |   |                                  |       |                                |            |     |             |           |                        |     |            |           |                        |     |                |           |                      |     |                |           |                     |     |               |         |                    |     |       |         |               |
|  | L.160          | 146 <b>562</b> (*)                              | 160                    | 0,461          | 10    | <b>€ 2.011,00</b>      | (*)   | <table border="1"> <thead> <tr> <th>PIANO E CONTENITORE WIRE-MANAGER</th> <th>GAMBE</th> <th>top and wire-manager container</th> <th>legs</th> </tr> </thead> <tbody> <tr> <td>130</td> <td>NOCE BALI</td> <td>ANTRACITE</td> <td>bali walnut anthracite</td> </tr> <tr> <td>267</td> <td>TEAK SAMOA</td> <td>ANTRACITE</td> <td>samoan teak anthracite</td> </tr> <tr> <td>752</td> <td>FRASSINO BROWN</td> <td>ANTRACITE</td> <td>brown ash anthracite</td> </tr> <tr> <td>812</td> <td>OLMO GREY</td> <td>ANTRACITE</td> <td>grey elm anthracite</td> </tr> </tbody> </table>  | PIANO E CONTENITORE WIRE-MANAGER | GAMBE | top and wire-manager container | legs       | 130 | NOCE BALI   | ANTRACITE | bali walnut anthracite | 267 | TEAK SAMOA | ANTRACITE | samoan teak anthracite | 752 | FRASSINO BROWN | ANTRACITE | brown ash anthracite | 812 | OLMO GREY      | ANTRACITE | grey elm anthracite |     |               |         |                    |     |       |         |               |
| PIANO E CONTENITORE WIRE-MANAGER   | GAMBE          | top and wire-manager container                  | legs                   |                |       |                        |   |   |                                  |       |                                |            |     |             |           |                        |     |            |           |                        |     |                |           |                      |     |                |           |                     |     |               |         |                    |     |       |         |               |
| 130  | NOCE BALI      | ANTRACITE                                       | bali walnut anthracite |                |       |                        |   |   |                                  |       |                                |            |     |             |           |                        |     |            |           |                        |     |                |           |                      |     |                |           |                     |     |               |         |                    |     |       |         |               |
| 267  | TEAK SAMOA     | ANTRACITE                                       | samoan teak anthracite |                |       |                        |   |   |                                  |       |                                |            |     |             |           |                        |     |            |           |                        |     |                |           |                      |     |                |           |                     |     |               |         |                    |     |       |         |               |
| 752  | FRASSINO BROWN | ANTRACITE                                       | brown ash anthracite   |                |       |                        |   |   |                                  |       |                                |            |     |             |           |                        |     |            |           |                        |     |                |           |                      |     |                |           |                     |     |               |         |                    |     |       |         |               |
| 812  | OLMO GREY      | ANTRACITE                                       | grey elm anthracite    |                |       |                        |   |   |                                  |       |                                |            |     |             |           |                        |     |            |           |                        |     |                |           |                      |     |                |           |                     |     |               |         |                    |     |       |         |               |
|  |                | <b>GAMBE CROMATE</b><br><i>chromed legs</i>     |                        |                |       |                        | <b>VERSIONE LEGNO (GAMBE CROMATE)</b><br><i>wooden version (chromed legs)</i>     |   |                                  |       |                                |            |     |             |           |                        |     |            |           |                        |     |                |           |                      |     |                |           |                     |     |               |         |                    |     |       |         |               |
|  | L.160          | 146 <b>662</b> (*)                              | 160                    | 0,461          | 10    | <b>€ 2.351,00</b>      | (*)   | <table border="1"> <thead> <tr> <th>PIANO E CONTENITORE WIRE-MANAGER</th> <th>GAMBE</th> <th>top and wire-manager container</th> <th>legs</th> </tr> </thead> <tbody> <tr> <td>290</td> <td>ROVERE AFRO</td> <td>CROMATO</td> <td>african oak chromed</td> </tr> <tr> <td>400</td> <td>BIANCO BR.</td> <td>CROMATO</td> <td>br. white chromed</td> </tr> <tr> <td>700</td> <td>LARICE MOKA</td> <td>CROMATO</td> <td>moka larch chromed</td> </tr> <tr> <td>752</td> <td>FRASSINO BROWN</td> <td>CROMATO</td> <td>brown ash chromed</td> </tr> <tr> <td>800</td> <td>LARICE SABBIA</td> <td>CROMATO</td> <td>sand larch chromed</td> </tr> <tr> <td>900</td> <td>WENGÉ</td> <td>CROMATO</td> <td>wenge chromed</td> </tr> </tbody> </table> | PIANO E CONTENITORE WIRE-MANAGER | GAMBE | top and wire-manager container | legs       | 290 | ROVERE AFRO | CROMATO   | african oak chromed    | 400 | BIANCO BR. | CROMATO   | br. white chromed      | 700 | LARICE MOKA    | CROMATO   | moka larch chromed   | 752 | FRASSINO BROWN | CROMATO   | brown ash chromed   | 800 | LARICE SABBIA | CROMATO | sand larch chromed | 900 | WENGÉ | CROMATO | wenge chromed |
| PIANO E CONTENITORE WIRE-MANAGER   | GAMBE          | top and wire-manager container                  | legs                   |                |       |                        |   |   |                                  |       |                                |            |     |             |           |                        |     |            |           |                        |     |                |           |                      |     |                |           |                     |     |               |         |                    |     |       |         |               |
| 290  | ROVERE AFRO    | CROMATO   | african oak chromed    |                |       |                        |   |   |                                  |       |                                |            |     |             |           |                        |     |            |           |                        |     |                |           |                      |     |                |           |                     |     |               |         |                    |     |       |         |               |
| 400  | BIANCO BR.     | CROMATO   | br. white chromed      |                |       |                        |   |   |                                  |       |                                |            |     |             |           |                        |     |            |           |                        |     |                |           |                      |     |                |           |                     |     |               |         |                    |     |       |         |               |
| 700  | LARICE MOKA    | CROMATO   | moka larch chromed     |                |       |                        |   |   |                                  |       |                                |            |     |             |           |                        |     |            |           |                        |     |                |           |                      |     |                |           |                     |     |               |         |                    |     |       |         |               |
| 752  | FRASSINO BROWN | CROMATO   | brown ash chromed      |                |       |                        |   |   |                                  |       |                                |            |     |             |           |                        |     |            |           |                        |     |                |           |                      |     |                |           |                     |     |               |         |                    |     |       |         |               |
| 800  | LARICE SABBIA  | CROMATO   | sand larch chromed     |                |       |                        |   |   |                                  |       |                                |            |     |             |           |                        |     |            |           |                        |     |                |           |                      |     |                |           |                     |     |               |         |                    |     |       |         |               |
| 900  | WENGÉ          | CROMATO   | wenge chromed          |                |       |                        |   |   |                                  |       |                                |            |     |             |           |                        |     |            |           |                        |     |                |           |                      |     |                |           |                     |     |               |         |                    |     |       |         |               |
| KIT 1 MODULO CENTRALE PROF. CM 90<br><i>kit of 1 central module depth 90 cms</i><br><br>L.160 x p.90 x H.75                      |                | <b>GAMBE VERNICIATE</b><br><i>painting legs</i> |                        |                |       |                        |   |   |                                  |       |                                |            |     |             |           |                        |     |            |           |                        |     |                |           |                      |     |                |           |                     |     |               |         |                    |     |       |         |               |
|  | L.160          | 146 <b>564</b> (*)                              | 81                     | 0,252          | 6     | <b>€ 1.015,00</b>      |   |   |                                  |       |                                |            |     |             |           |                        |     |            |           |                        |     |                |           |                      |     |                |           |                     |     |               |         |                    |     |       |         |               |
|  |                | <b>GAMBE CROMATE</b><br><i>chromed legs</i>     |                        |                |       |                        |   |   |                                  |       |                                |            |     |             |           |                        |     |            |           |                        |     |                |           |                      |     |                |           |                     |     |               |         |                    |     |       |         |               |
|  | L.160          | 146 <b>664</b> (*)                              | 81                     | 0,252          | 6     | <b>€ 1.289,00</b>      |   |   |                                  |       |                                |            |     |             |           |                        |     |            |           |                        |     |                |           |                      |     |                |           |                     |     |               |         |                    |     |       |         |               |
| KIT 2 MODULI TERMINALI PROF. CM 90<br><i>kit of 2 terminal modules depth 90 cms</i><br><br>L.160 x p.90 x H.75                  |                | <b>GAMBE VERNICIATE</b><br><i>painting legs</i> |                        |                |       |                        |   |   |                                  |       |                                |            |     |             |           |                        |     |            |           |                        |     |                |           |                      |     |                |           |                     |     |               |         |                    |     |       |         |               |
|  | L.160          | 146 <b>566</b> (*)                              | 162                    | 0,483          | 10    | <b>€ 2.025,00</b>      |   |   |                                  |       |                                |            |     |             |           |                        |     |            |           |                        |     |                |           |                      |     |                |           |                     |     |               |         |                    |     |       |         |               |
|  |                | <b>GAMBE CROMATE</b><br><i>chromed legs</i>     |                        |                |       |                        |   |   |                                  |       |                                |            |     |             |           |                        |     |            |           |                        |     |                |           |                      |     |                |           |                     |     |               |         |                    |     |       |         |               |
|  | L.160          | 146 <b>666</b> (*)                              | 162                    | 0,483          | 10    | <b>€ 2.833,00</b>      |   |   |                                  |       |                                |            |     |             |           |                        |     |            |           |                        |     |                |           |                      |     |                |           |                     |     |               |         |                    |     |       |         |               |
| KIT 2 GAMBE CENTRALI PER PIANI PROF. CM 90<br><i>kit of 2 central metal legs for tops depth 90 cms</i><br><br>L.7 x p.60 x H.72 |                | <b>GAMBE VERNICIATE</b><br><i>painting legs</i> |                        |                |       |                        | (*)   |   |                                  |       |                                |            |     |             |           |                        |     |            |           |                        |     |                |           |                      |     |                |           |                     |     |               |         |                    |     |       |         |               |
|  |                | 146 <b>586</b> (*)                              | 9                      | 0,046          | 1     | <b>€ 204,00</b>        | 555   | <table border="1"> <thead> <tr> <th>GAMBA</th> <th>leg</th> </tr> </thead> <tbody> <tr> <td>ANTRACITE</td> <td>anthracite</td> </tr> </tbody> </table>  | GAMBA                            | leg   | ANTRACITE                      | anthracite |     |             |           |                        |     |            |           |                        |     |                |           |                      |     |                |           |                     |     |               |         |                    |     |       |         |               |
| GAMBA  | leg            |   |                        |                |       |                        |   |   |                                  |       |                                |            |     |             |           |                        |     |            |           |                        |     |                |           |                      |     |                |           |                     |     |               |         |                    |     |       |         |               |
| ANTRACITE  | anthracite     |   |                        |                |       |                        |   |   |                                  |       |                                |            |     |             |           |                        |     |            |           |                        |     |                |           |                      |     |                |           |                     |     |               |         |                    |     |       |         |               |
|  |                | <b>GAMBE CROMATE</b><br><i>chromed legs</i>     |                        |                |       |                        | (*)   |   |                                  |       |                                |            |     |             |           |                        |     |            |           |                        |     |                |           |                      |     |                |           |                     |     |               |         |                    |     |       |         |               |
|  |                | 146 <b>686</b> (*)                              | 9                      | 0,046          | 1     | <b>€ 544,00</b>        | 000   | <table border="1"> <thead> <tr> <th>GAMBA</th> <th>leg</th> </tr> </thead> <tbody> <tr> <td>CROMATO</td> <td>chromed</td> </tr> </tbody> </table>   | GAMBA                            | leg   | CROMATO                        | chromed    |     |             |           |                        |     |            |           |                        |     |                |           |                      |     |                |           |                     |     |               |         |                    |     |       |         |               |
| GAMBA  | leg            |   |                        |                |       |                        |   |   |                                  |       |                                |            |     |             |           |                        |     |            |           |                        |     |                |           |                      |     |                |           |                     |     |               |         |                    |     |       |         |               |
| CROMATO  | chromed        |   |                        |                |       |                        |   |   |                                  |       |                                |            |     |             |           |                        |     |            |           |                        |     |                |           |                      |     |                |           |                     |     |               |         |                    |     |       |         |               |

**PER UTILIZZO VEDI SCHEMA PAG.14**  
**fact-sheet , please see page 14**

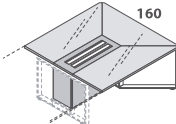
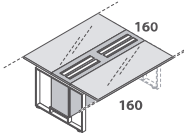
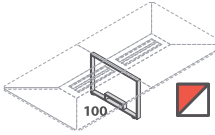


**TAVOLI RIUNIONE PROF. CM 160 CON PIANI IN VETRO**
*meeting tables depth 160 cms with glass tops*

| DESCRIZIONE<br><i>description</i>   | L<br><i>w</i> | CODICE<br><i>code</i>                           | KG    | M <sup>3</sup> | COLLI | PREZZO<br><i>price</i> | (*) CODICE FINITURA<br><i>(*) finish code</i>   |
|---|---------------|---|-------|----------------|-------|------------------------|---|
| TAVOLO RIUNIONE QUADRATO L.160x160<br><i>squared meeting table w 160x160 cms</i><br><br><br><br>L.160 x p.160 x H.75           |               | <b>GAMBE VERNICIATE</b><br><i>painting legs</i> |       |                |       |                        | <b>VERSIONE VETRO (GAMBE VERNICIATE)</b><br><i>glass version (painting legs)</i>  |
|   | L.160         | 146 <b>518</b> (*)                              | 159,6 | 0,406          | 12    | € 3.507,00             | (*) PIANO CONTENITORE WIRE-MANAGER E INSERTO CENTRALE GAMBE top wire-manager container and central top  |
|   |               | <b>GAMBE CROMATE</b><br><i>chromed legs</i>     |       |                |       |                        |   |
|   | L.160         | 146 <b>618</b> (*)                              | 159,6 | 0,406          | 12    | € 4.937,00             | 132 TORTORA NOCE BALI ANTRACITE grey beige bali walnut anthracite<br>262 TORTORA TEAK SAMOA ANTRACITE grey beige samoa teak anthracite<br>702 TORTORA FRASSINO BROWN ANTRACITE grey beige brown ash anthracite<br>802 TORTORA OLMO GREY ANTRACITE grey beige grey elm anthracite  |
| TAVOLO RIUNIONE RETTANGOLARE L.320x160<br><i>rectangular meeting table w 320x160 cms</i><br><br><br><br>L.320 x p.160 x H.75   |               | <b>GAMBE VERNICIATE</b><br><i>painting legs</i> |       |                |       |                        | <b>VERSIONE VETRO (GAMBE CROMATE)</b><br><i>glass version (chromed legs)</i>  |
|   | L.320         | 146 <b>519</b> (*)                              | 283,2 | 0,772          | 20    | € 5.993,00             | (*) PIANO CONTENITORE WIRE-MANAGER E INSERTO CENTRALE GAMBE top wire-manager container and central top  |
|   |               | <b>GAMBE CROMATE</b><br><i>chromed legs</i>     |       |                |       |                        |   |
|   | L.320         | 146 <b>619</b> (*)                              | 283,2 | 0,772          | 20    | € 7.632,00             | 291 NERO ROVERE AFRO CROMATO black african oak chromed<br>292 TORTORA ROVERE AFRO CROMATO grey beige african oak chromed<br>294 ROSSO RUBINO ROVERE AFRO CROMATO ruby red african oak chromed<br>295 PISTACCHIO ROVERE AFRO CROMATO pistachio african oak chromed<br>410 NERO BIANCO BR. CROMATO black br. white chromed<br>472 TORTORA BIANCO BR. CROMATO grey beige br. white chromed<br>474 ROSSO RUBINO BIANCO BR. CROMATO ruby red br. white chromed<br>475 PISTACCHIO BIANCO BR. CROMATO pistachio br. white chromed<br>762 TORTORA FRASSINO BROWN CROMATO grey beige brown ash chromed<br>764 ROSSO RUBINO FRASSINO BROWN CROMATO ruby red brown ash chromed<br>765 PISTACCHIO FRASSINO BROWN CROMATO pistachio brown ash chromed<br>710 NERO LARICE MOKA CROMATO black moka larch chromed<br>772 TORTORA LARICE MOKA CROMATO grey beige moka larch chromed<br>774 ROSSO RUBINO LARICE MOKA CROMATO ruby red moka larch chromed<br>775 PISTACCHIO LARICE MOKA CROMATO pistachio moka larch chromed<br>810 NERO LARICE SABBIA CROMATO black sand larch chromed<br>872 TORTORA LARICE SABBIA CROMATO grey beige sand larch chromed<br>874 ROSSO RUBINO LARICE SABBIA CROMATO ruby red sand larch chromed<br>875 PISTACCHIO LARICE SABBIA CROMATO pistachio sand larch chromed<br>910 NERO WENGÉ CROMATO black wenge chromed<br>972 TORTORA WENGÉ CROMATO grey beige wenge chromed<br>974 ROSSO RUBINO WENGÉ CROMATO ruby red wenge chromed<br>975 PISTACCHIO WENGÉ CROMATO pistachio wenge chromed |
| TAVOLO RIUNIONE RETTANGOLARE L.400x160<br><i>rectangular meeting table w 400x160 cms</i><br><br><br><br>L.400 x p.160 x H.75 |               | <b>GAMBE VERNICIATE</b><br><i>painting legs</i> |       |                |       |                        |   |
|   | L.400         | 146 <b>520</b> (*)                              | 335   | 0,917          | 20    | € 6.685,00             |   |
|   |               | <b>GAMBE CROMATE</b><br><i>chromed legs</i>     |       |                |       |                        |   |
|   | L.400         | 146 <b>620</b> (*)                              | 335   | 0,917          | 20    | € 8.324,00             |   |
| TAVOLO RIUNIONE RETTANGOLARE L.480x160<br><i>rectangular meeting table w 480x160 cms</i><br><br><br><br>L.480 x p.160 x H.75 |               | <b>GAMBE VERNICIATE</b><br><i>painting legs</i> |       |                |       |                        |   |
|   | L.480         | 146 <b>521</b> (*)                              | 408,8 | 1,149          | 29    | € 8.363,00             |   |
|   |               | <b>GAMBE CROMATE</b><br><i>chromed legs</i>     |       |                |       |                        |   |
|   | L.480         | 146 <b>621</b> (*)                              | 408,8 | 1,149          | 29    | € 10.211,00            |   |



**ELEMENTI COMPONENTI PER TAVOLI RIUNIONE PROF. CM 160 CON PIANI IN VETRO***modular elements for meeting tables depth 160 cms with glass tops*

| DESCRIZIONE<br>description   | L<br>w                                   | CODICE<br>code | KG    | M <sup>3</sup> | COLLI    | PREZZO<br>price | (*) CODICE FINITURA<br>(*) finish code                                 |   |  |            |             |   |            |
|--|--|----------------|-------|----------------|----------|-----------------|--|---|--|------------|-------------|---|------------|
| MODULO TERMINALE SINGOLO<br>PROF. CM 160 (DX o SX)<br><i>single terminal module depth 160 cms (right or left)</i><br><br><br><br>L.160 x p.160 x H.75 | <b>GAMBE VERNICIATE<br/>painted legs</b> |                |       |                |          |                 |  | <b>VERSIONE VETRO (GAMBE VERNICIATE)<br/>glass version (painted legs)</b> |  |            |             |   |            |
|  | L.160                                    | 146 522 (*)    | 139,1 | 0,351          | 10       | € 2.902,00      | (*)  | PIANO   | CONTENITORE<br>WIRE-MANAGER<br>E INSERTO<br>CENTRALE | GAMBE      | top         | wire-<br>manager<br>container<br>and central<br>top | legs       |
|  |  |                |       |                |          |                 | 132  | TORTORA   | NOCE BALI  | ANTRACITE  | grey beige  | bali walnut   | anthracite |
|  |  |                |       |                |          |                 | 262  | TORTORA   | TEAK SAMOA   | ANTRACITE  | grey beige  | samoan teak   | anthracite |
|  |  |                |       |                |          |                 | 702  | TORTORA   | FRASSINO<br>BROWN                                    | ANTRACITE  | grey beige  | brown ash   | anthracite |
|  |  |                |       |                |          |                 | 802  | TORTORA   | OLMO GREY  | ANTRACITE  | grey beige  | grey elm  | anthracite |
|  | <b>GAMBE CROMATE<br/>chromed legs</b>    |                |       |                |          |                 |  | <b>VERSIONE VETRO (GAMBE CROMATE)<br/>glass version (chromed legs)</b>    |  |            |             |   |            |
|  | L.160                                    | 146 622 (*)    | 139,1 | 0,351          | 10       | € 3.617,00      | (*)  | PIANO   | CONTENITORE<br>WIRE-MANAGER<br>E INSERTO<br>CENTRALE | GAMBE      | top         | wire-<br>manager<br>container<br>and central<br>top | legs       |
|  |  |                |       |                |          |                 | 291  | NERO  | ROVERE AFRO  | CROMATO    | black       | african oak   | chromed    |
|  |  |                |       |                |          |                 | 292  | TORTORA   | ROVERE AFRO  | CROMATO    | grey beige  | african oak   | chromed    |
|  |  |                |       |                |          | 294             | ROSSO<br>RUBINO  | ROVERE AFRO   | CROMATO  | ruby red   | african oak | chromed   |            |
|  |  |                |       |                |          | 295             | PISTACCHIO   | ROVERE AFRO   | CROMATO  | pistachio  | african oak | chromed   |            |
|  |  |                |       |                |          | 410             | NERO   | BIANCO BR.  | CROMATO  | black      | br. white   | chromed   |            |
|  |  |                |       |                |          | 472             | TORTORA  | BIANCO BR.  | CROMATO  | grey beige | br. white   | chromed   |            |
|  |  |                |       |                |          | 474             | ROSSO<br>RUBINO  | BIANCO BR.  | CROMATO  | ruby red   | br. white   | chromed   |            |
|  |  |                |       |                |          | 475             | PISTACCHIO   | BIANCO BR.  | CROMATO  | pistachio  | br. white   | chromed   |            |
| MODULO CENTRALE PROF. CM 160<br><i>central module depth 160 cms</i><br><br><br><br>L.160 x p.160 x H.75   | <b>GAMBE VERNICIATE<br/>painted legs</b> |                |       |                |          |                 |  | <b>VERSIONE VETRO (GAMBE VERNICIATE)<br/>glass version (painted legs)</b> |  |            |             |   |            |
|  | L.160                                    | 146 524 (*)    | 122,6 | 0,376          | 8        | € 2.357,00      | 762  | TORTORA   | FRASSINO<br>BROWN                                    | CROMATO    | grey beige  | brown ash   | chromed    |
|  |  |                |       |                |          |                 | 764  | ROSSO<br>RUBINO   | FRASSINO<br>BROWN                                    | CROMATO    | ruby red    | brown ash   | chromed    |
|  |  |                |       |                |          |                 | 765  | PISTACCHIO  | FRASSINO<br>BROWN                                    | CROMATO    | pistachio   | brown ash   | chromed    |
|  |  |                |       |                |          |                 | 710  | NERO  | LARICE MOKA  | CROMATO    | black       | moka larch  | chromed    |
|  |  |                |       |                |          |                 | 772  | TORTORA   | LARICE MOKA  | CROMATO    | grey beige  | moka larch  | chromed    |
|  |  |                |       |                |          |                 | 774  | ROSSO<br>RUBINO   | LARICE MOKA  | CROMATO    | ruby red    | moka larch  | chromed    |
|  |  |                |       |                |          |                 | 775  | PISTACCHIO  | LARICE MOKA  | CROMATO    | pistachio   | moka larch  | chromed    |
|  |  |                |       |                |          |                 | 810  | NERO  | LARICE SABBIA  | CROMATO    | black       | sand larch  | chromed    |
|  |  |                |       |                |          |                 | 872  | TORTORA   | LARICE SABBIA  | CROMATO    | grey beige  | sand larch  | chromed    |
|  |  |                |       |                |          | 874             | ROSSO<br>RUBINO  | LARICE SABBIA   | CROMATO  | ruby red   | sand larch  | chromed   |            |
|  |  |                |       |                |          | 875             | PISTACCHIO   | LARICE SABBIA   | CROMATO  | pistachio  | sand larch  | chromed   |            |
|  |  |                |       |                |          | 910             | NERO   | WENGÉ   | CROMATO  | black      | wenge       | chromed   |            |
|  |  |                |       |                |          | 972             | TORTORA  | WENGÉ   | CROMATO  | grey beige | wenge       | chromed   |            |
|  |  |                |       |                |          | 974             | ROSSO<br>RUBINO  | WENGÉ   | CROMATO  | ruby red   | wenge       | chromed   |            |
|  |  |                |       |                |          | 975             | PISTACCHIO   | WENGÉ   | CROMATO  | pistachio  | wenge       | chromed   |            |
| GAMBA CENTRALE PER PIANI PROF. CM 160<br><i>central leg for tops depth 160 cms</i><br><br><br><br>L.7 x p.100 x H.72                                | <b>GAMBE VERNICIATE<br/>painted legs</b> |                |       |                |          |                 |  | <b>VERSIONE VETRO (GAMBE VERNICIATE)<br/>glass version (painted legs)</b> |  |            |             |   |            |
|  |  | 146 585 (*)    | 8     | 0,069          | 1        | € 202,00        | (*)  | GAMBA   |  | leg        |             |   |            |
|  |  |                |       |                |          |                 | 555  | ANTRACITE   |  | anthracite |             |   |            |
|  |  |                |       |                |          |                 |  |   |  |            |             |   |            |
| <b>GAMBE CROMATE<br/>chromed legs</b>  |  |                |       |                |          |                 | <b>VERSIONE VETRO (GAMBE CROMATE)<br/>glass version (chromed legs)</b> |   |  |            |             |   |            |
|  | 146 685 (*)                              | 8              | 0,069 | 1              | € 411,00 | (*)             | GAMBA  |   | leg  |            |             |   |            |
|  |  |                |       |                |          | 000             | CROMATO  |   | chromed  |            |             |   |            |

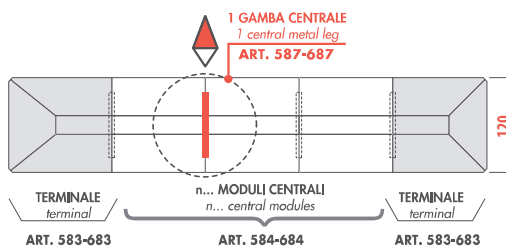
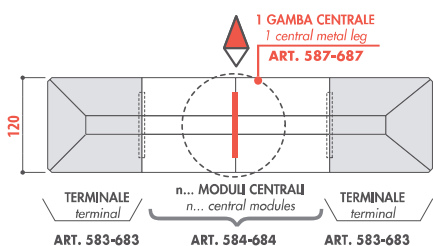
**PER UTILIZZO VEDI SCHEMA PAG. 14  
fact-sheet , please see page 14**

**SCHEMA DI UTILIZZO ELEMENTI COMPONENTI PER TAVOLI RIUNIONE**

*modular elements for meeting tables fact-sheet*

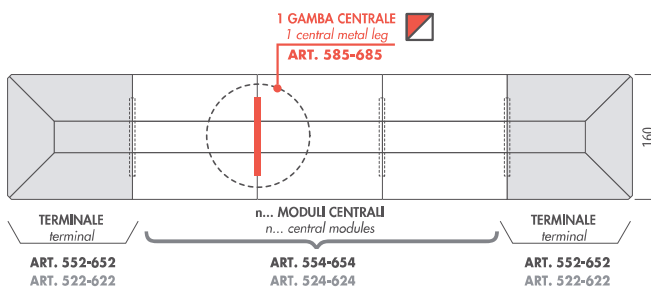
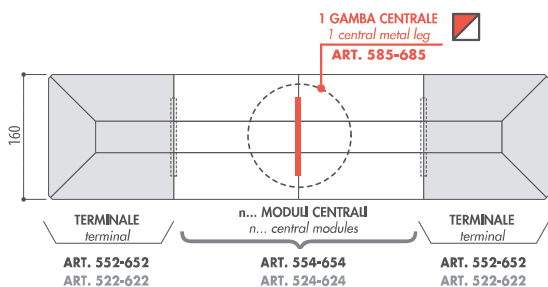
**AGGREGAZIONE DI 2 TERMINALI + n... MODULI CENTRALI**  
*junction of 2 terminals + n...central modules*

COMPLETARE SEMPRE LE COMPOSIZIONI CON 1 GAMBA CENTRALE ART.587-687  
*to be always completed by with 1 central metal leg art.587-687*



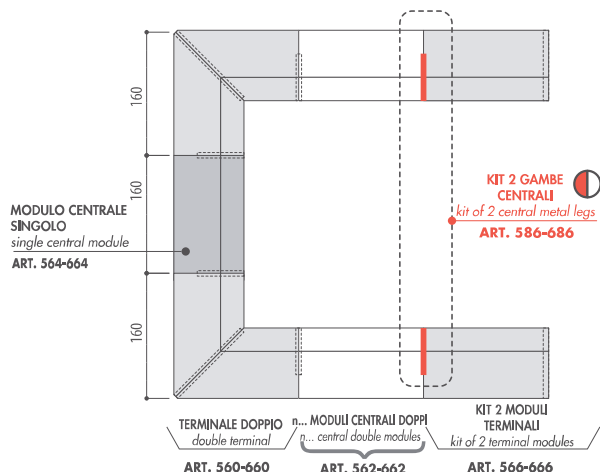
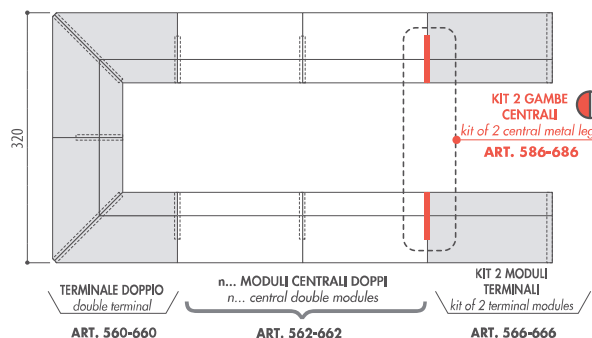
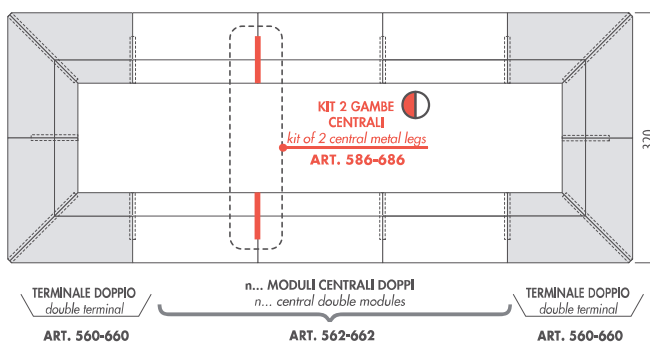
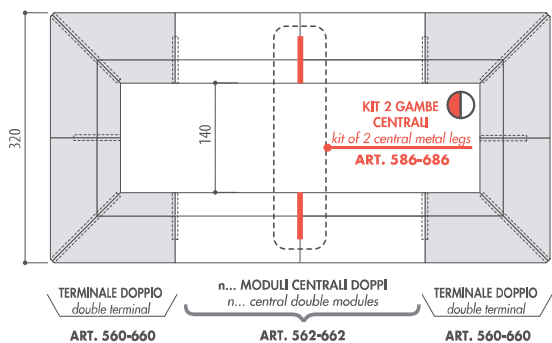
**AGGREGAZIONE DI 2 TERMINALI + n... MODULI CENTRALI**  
*junction of 2 terminals + n...central modules*

COMPLETARE SEMPRE LE COMPOSIZIONI CON 1 GAMBA CENTRALE ART.585-685  
*to be always completed by with 1 central metal leg art.585-685*



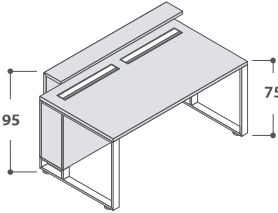
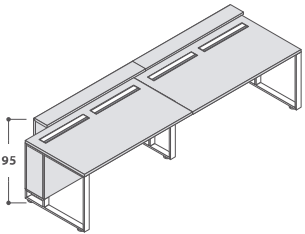
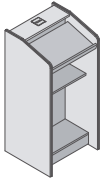
**AGGREGAZIONE DI TERMINALI + n... MODULI CENTRALI DOPPI**  
*junction of 2 terminals + n...double central modules*

COMPLETARE SEMPRE LE COMPOSIZIONI CON 1 KIT 2 GAMBE CENTRALI ART.586-686  
*to be always completed by with 1 kit of 2 central metal legs art.586-686*







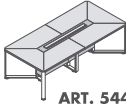
| COMPLEMENTI DI ARREDO   |        |   |     |                |       |                 |   |  |                  |                                      |                      |                       |
|---|--------|---|-----|----------------|-------|-----------------|---|--|------------------|--------------------------------------|----------------------|-----------------------|
| accessories   |        |   |     |                |       |                 |   |  |                  |                                      |                      |                       |
| DESCRIZIONE<br>description  | L<br>w | CODICE<br>code                          | KG  | M <sup>3</sup> | COLLI | PREZZO<br>price | (*) CODICE FINITURA<br>(*) finish code                                    |  |                  |                                      |                      |                       |
| CATTEDRA SINGOLA<br>single conference desk<br><br><br>L.160 x p.91 x H.75-95 |        | <b>GAMBE VERNICIATE</b><br>painted legs |     |                |       |                 | <b>VERSIONE LEGNO (GAMBE VERNICIATE)</b><br>wooden version (painted legs) |  |                  |                                      |                      |                       |
|   | L.160  | 146 <b>568</b> (*)                      | 111 | 0,340          | 7     | € 1.445,00      | (*)   | PIANO E CONTENITORE<br>WIRE-MANAGER                                    | GAMBE            | top and<br>wire-manager<br>container | legs                 |                       |
|   |        | <b>GAMBE CROMATE</b><br>chromed legs    |     |                |       |                 | 130   | NOCE BALI  | ANTRACITE        | bali walnut                          | anthracite           |                       |
|   | L.160  | 146 <b>668</b> (*)                      | 111 | 0,340          | 7     | € 2.253,00      | 267   | TEAK SAMOA   | ANTRACITE        | samoa teak                           | anthracite           |                       |
|   |        |   |     |                |       |                 | 752   | FRASSINO BROWN   | ANTRACITE        | brown ash                            | anthracite           |                       |
|   |        |   |     |                |       |                 | 812   | OLMO GREY  | ANTRACITE        | grey elm                             | anthracite           |                       |
|   |        |   |     |                |       |                 |   | <b>VERSIONE LEGNO (GAMBE CROMATE)</b><br>wooden version (chromed legs) |                  |                                      |                      |                       |
|   |        |   |     |                |       |                 | (*)   | PIANO E CONTENITORE<br>WIRE-MANAGER                                    | GAMBE            | top and<br>wire-manager<br>container | legs                 |                       |
|   |        |   |     |                |       |                 | 290   | ROVERE AFRO  | CROMATO          | african oak                          | chromed              |                       |
|   |        |   |     |                |       |                 | 400   | BIANCO BR.   | CROMATO          | br. white                            | chromed              |                       |
|   |        |   |     |                |       | 700             | LARICE MOKA   | CROMATO  | moka larch       | chromed                              |                      |                       |
|   |        |   |     |                |       | 752             | FRASSINO BROWN  | CROMATO  | brown ash        | chromed                              |                      |                       |
|   |        |   |     |                |       | 800             | LARICE SABBIA   | CROMATO  | sand larch       | chromed                              |                      |                       |
|   |        |   |     |                |       | 900             | WENGÉ   | CROMATO  | wenge            | chromed                              |                      |                       |
| CATTEDRA DOPPIA<br>double conference desk<br><br><br>L.320 x p.91 x H.75-95  |        | <b>GAMBE VERNICIATE</b><br>painted legs |     |                |       |                 | (*)   | PIANO E CONTENITORE<br>WIRE-MANAGER                                    | GAMBE            | top and<br>wire-manager<br>container | legs                 |                       |
|   | L.320  | 146 <b>569</b> (*)                      | 214 | 0,644          | 12    | € 2.776,00      | 290   | ROVERE AFRO  | CROMATO          | african oak                          | chromed              |                       |
|   |        | <b>GAMBE CROMATE</b><br>chromed legs    |     |                |       |                 | 400   | BIANCO BR.   | CROMATO          | br. white                            | chromed              |                       |
|   | L.320  | 146 <b>669</b> (*)                      | 214 | 0,644          | 12    | € 3.858,00      | 700   | LARICE MOKA  | CROMATO          | moka larch                           | chromed              |                       |
|   |        |   |     |                |       |                 | 752   | FRASSINO BROWN   | CROMATO          | brown ash                            | chromed              |                       |
|   |        |   |     |                |       |                 | 800   | LARICE SABBIA  | CROMATO          | sand larch                           | chromed              |                       |
|   |        |   |     |                |       |                 | 900   | WENGÉ  | CROMATO          | wenge                                | chromed              |                       |
|   |        |   |     |                |       |                 |   | (*)  | ELEMENTI ESTERNI | STRUTTURA<br>INTERNA                 | external<br>elements | internal<br>structure |
|   |        |   |     |                |       |                 | 400   | BIANCO BR.   | BIANCO BR.       | br. white                            | br. white            |                       |
|   |        |   |     |                |       |                 | 800   | LARICE SABBIA  | BIANCO BR.       | sand larch                           | br. white            |                       |
| LEGGIO<br>lectern<br><br><br>L.59,4 x p.54,8 x H.126,2                     |        | <b>GAMBE VERNICIATE</b><br>painted legs |     |                |       |                 | 130   | NOCE BALI  | ANTRACITE        | bali walnut                          | anthracite           |                       |
|   | L.59,4 | 146 <b>571</b> (*)                      | 59  | 0,151          | 3     | € 742,00        | 267   | TEAK SAMOA   | ANTRACITE        | samoa teak                           | anthracite           |                       |
|   |        |   |     |                |       |                 | 290   | ROVERE AFRO  | ANTRACITE        | african oak                          | anthracite           |                       |
|   |        |   |     |                |       |                 | 700   | LARICE MOKA  | ANTRACITE        | moka larch                           | anthracite           |                       |
|   |        |   |     |                |       |                 | 752   | FRASSINO BROWN   | ANTRACITE        | brown ash                            | anthracite           |                       |
|   |        |   |     |                |       |                 | 812   | OLMO GREY  | ANTRACITE        | grey elm                             | anthracite           |                       |
|   |        |   |     |                |       |                 | 900   | WENGÉ  | ANTRACITE        | wenge                                | anthracite           |                       |
|   |        |   |     |                |       |                 |   |  |                  |                                      |                      |                       |
|   |        |   |     |                |       |                 |   |  |                  |                                      |                      |                       |
|   |        |   |     |                |       |                 |   |  |                  |                                      |                      |                       |

**DIMENSIONI**  
dimensions

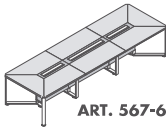
**prof. cm 120**  
(depth 120 cms)



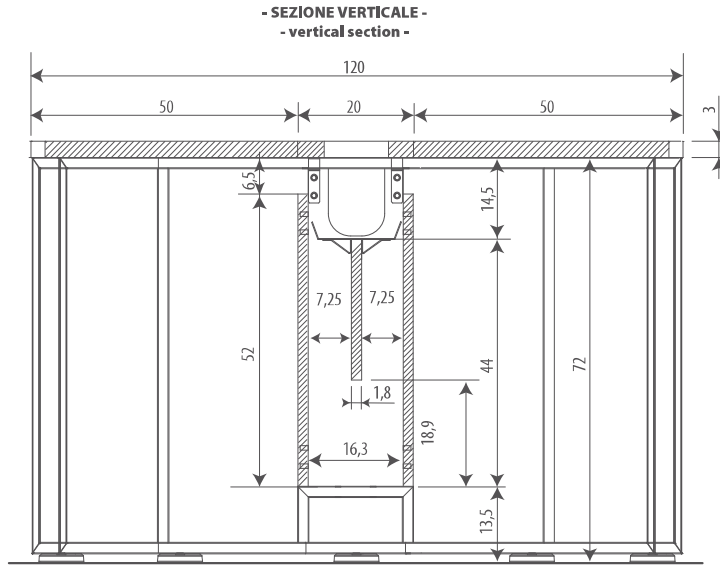
ART. 514-614



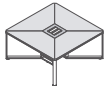
ART. 544-644



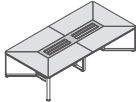
ART. 567-667



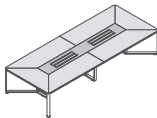
**prof. cm 160**  
(depth 160 cms)



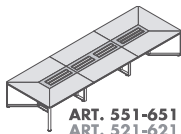
ART. 548-648  
ART. 518-618



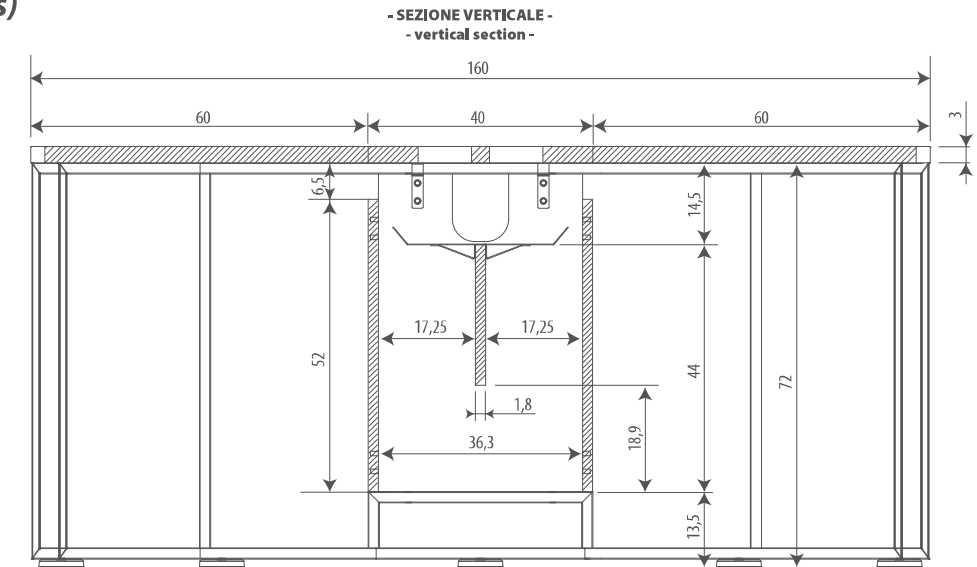
ART. 549-649  
ART. 519-619



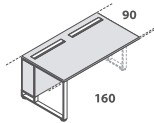
ART. 550-650  
ART. 520-620



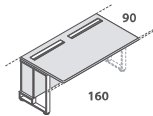
ART. 551-651  
ART. 521-621



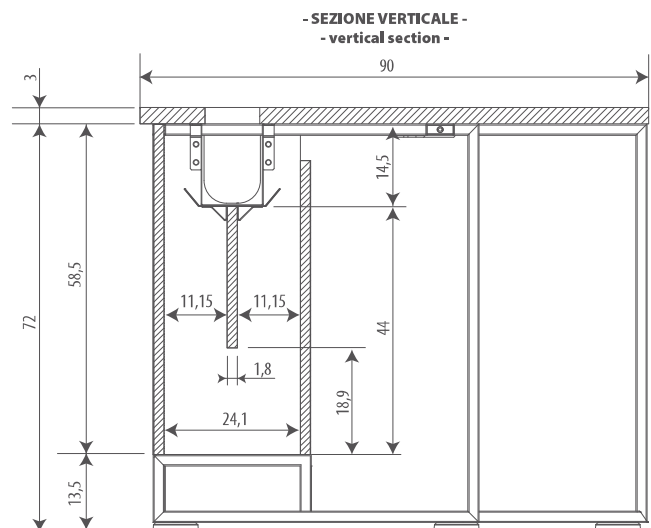
**prof. cm 90**  
(depth 90 cms)



MODULI TERMINALI  
terminal modules



MODULI CENTRALI  
central modules



## DESCRIZIONE TECNICA

### TAVOLI RIUNIONE I-MEET

#### PIANI:

Disponibili in due tipologie:

A) – Piani in legno : realizzati con pannelli in fibre di legno tipo MDF sp. 30 mm rivestiti con 3d-foil, con angoli smussati. Sono disponibili nei colori: OLMO GREY 12, NOCE BALI 30, WENGE' 45, FRASSINO BROWN 52, ROVERE AFRO 61, TEAK SAMOA 67, BIANCO BR. 69, LARICE SABBIA 85, LARICE MOKA 86.

B) – Piani in VETRO : realizzati in lastra temperata di sp. 12 mm retro-laccati a filo lucido con angoli smussati.

Il fissaggio alla struttura avviene tramite placche di acciaio incollate sul lato interno del piano stesso

Sono disponibili nei colori: NERO 10, TORTORA 72, ROSSO RUBINO 74, PISTACCHIO 75.

#### TOP ACCESS

Realizzato in alluminio estruso , dotato di sportellino con apertura a ribalta per l'accesso al sottostante vano wire-manager oltre all' apertura passacavi lineare con spazzolino parapolvere nero. Disponibile nelle finiture in abbinamento alla struttura metallica: verniciato antracite, verniciato stone grey ed anodizzato effetto cromo lucido satinato.

#### GAMBE BASAMENTO METALLICO :

Realizzate con tubolare di acciaio sez. 70x20mm, disponibili in due versioni

A)– Verniciate a polveri epossidiche nei colori ANTRACITE, STONE GREY.

B)– Cromato lucido

Piedini registrabili diametro 60 mm finitura Cromo, Antracite, Stone grey.

Le gambe terminali e centrali , sono combinabili fra loro e consentono l'aggregazione di vari moduli idonei a configurare molteplici tipologie di tavoli di forma quadrata o rettangolare che ne consentono l' utilizzo in sale di piccola e media riunione così come per grandi sale consigliari.

#### STRUTTURA METALLICA ORIZZONTALE

Struttura costituita da travi di irrigidimento in tubolare sez. 50x20mm verniciate a polveri epossidiche nel colore ARGENTO, ANTRACITE, STONE GREY. La struttura è pre-forata per il fissaggio delle viti dei piani.

Il montaggio con le gambe basamento avviene con connessioni metalliche rapide dotate di viti coniche.

#### CONTENITORE WIRE MANAGEMENT SOTTOPIANO

Struttura realizzata con pannelli in fibre di legno tipo MDF, sp. mm 18 rivestiti con 3d-foil, disponibile nei colori: OLMO GREY 12, NOCE BALI 30, WENGE' 45, FRASSINO BROWN 52, ROVERE AFRO 61, TEAK SAMOA 67, BIANCO BR. 69, LARICE SABBIA 85, LARICE MOKA 86, STONE GREY 44.

Il contenitore wire-manager è un vano dedicato all'alloggiamento delle salite ed agli sviluppi lineari dei cablaggi e delle eventuali dotazioni tecniche supplementari a corredo del tavolo.

Al suo interno è alloggiato un pannello trasversale per l'irrigidimento della struttura realizzato in particelle di legno sp. mm 18, sul quale è ancorato il canale portacavi idoneo al posizionamento delle dotazioni tecniche ( prese schuko, prese fonia e dati ) oltre alle eccedenze dei cavi .

Al contenitore Wire management si accede direttamente dal piano di lavoro tramite il top access oppure lateralmente al contenitore stesso tramite l'apertura a scatto del pannello.

#### CONTROMOBILE

La struttura interna è realizzata con pannelli di particelle di legno di spessore mm 18 nobilitati in melaminico, rifiniti perimetralmente con bordo melaminico di spessore mm 0,4 in tinta con la superficie.

Tutti gli elementi a vista: base, top, fianchi finali, ante e schiena sono realizzati con pannelli in MDF spessore mm 18 rivestiti con 3D-FOIL.

La struttura interna è di colore ANTRACITE 55 oppure BIANCO BR.69 ed è abbinata alle finiture: OLMO GREY 12, NOCE BALI 30, WENGE' 45, FRASSINO BROWN 52, ROVERE AFRO 61, TEAK SAMOA 67, BIANCO BR. 69, LARICE SABBIA 85, LARICE MOKA 86.

Le ante sono dotate di maniglia orizzontale CROMATA o verniciata a polveri epossidiche nei colori: ANTRACITE e STONE GREY.

Il mobile appoggia su una struttura metallica costituita da una trave centrale e due gambe ad anello realizzati con tubolare sezione 25 x 50 x1,5 mm e lamiera metallica spess. mm 6 pressopiegata.

La struttura metallica è disponibile nella versione CROMATA o verniciata a polveri epossidiche nei colori: ANTRACITE e STONE GREY.

#### LEGGIO

Struttura realizzata con pannelli di particelle di legno sp. 18 mm , nobilitati in melaminico, rifiniti perimetralmente con bordo melaminico sp. 0,4mm in tinta con la superficie, disponibile nelle versioni colori : BIANCO BR. 69 e ANTRACITE 55.

Tutti gli elementi a vista, pannello frontale, mensola superiore e fianchi sono realizzati con pannelli in MDF rivestiti con 3D-FOIL. Pannello frontale e mensola sono di spessore mm.18, i fianchi sono di spessore mm.25, rivestiti su entrambi i lati e rifiniti perimetralmente con filetto decorativo effetto cromo. Sulla mensola , sulla schiena interna e sulla base sono inseriti passacavi in plastica per il passaggio del cablaggio in tinta con la struttura. Le parti rivestite in 3D-FOIL sono disponibili nelle finiture: OLMO GREY 12, NOCE BALI 30, WENGE' 45, FRASSINO BROWN 52, ROVERE AFRO 61, TEAK SAMOA 67, BIANCO BR. 69, LARICE SABBIA 85, LARICE MOKA 86.

La struttura interna colore BIANCO BR.69 è abbinata alle finiture: BIANCO BR. 69, LARICE SABBIA 85.

La struttura interna colore ANTRACITE 55 è abbinata alle finiture: OLMO GREY 12, NOCE BALI 30, WENGE' 45, FRASSINO BROWN 52, ROVERE AFRO 61, TEAK SAMOA 67, LARICE MOKA 86.

| CARATTERISTICHE FISICO-MECCANICHE DEI PANNELLI DI PARTICELLE DI LEGNO DI SPESSORE mm 18 NOBILITATI IN MELAMINICO: |   |                           |
|---|---|---------------------------|
| DESCRIZIONE   | VALORE MINIMO                                     | NORMA DI RIFERIMENTO      |
| Massa volumica  | 650 Kg / m <sup>3</sup> ± 10%                     | UNI EN 323 :1994          |
| Umidità relativa  | 5 - 13%   | UNI EN 322 :1994          |
| Tolleranza spessore   | ± 0,3 mm  | UNI EN 324-1/1994         |
| Rigonfiamento a 24 ore  | 15%   | UNI EN 317 :1994          |
| Distacco strati esterni   | 0,8 Mpa   | UNI EN 311 :2003          |
| Flessione statica   | 16 Mpa  | UNI EN 310 :1994          |
| Modulo di elasticità  | 1600 Mpa  | UNI EN 310 :1994          |
| Estrazione viti sui bordi   | > 400 N   | UNI EN 320 :1994          |
| Contenuto di formaldeide  | ≤ a 3,5 mg H <sub>2</sub> CO (m <sup>2</sup> x h) | UNI EN ISO 12460 - 3:2015 |

Emesso da Ufficio Tecnico  
LAS MOBILI  
Data ultima revisione:  
GENNAIO 2020

# I MEET

## TECHNICAL DESCRIPTION

### MEETING TABLE I-MEET

#### SURFACES:

Available in two types:

A) – Wood surfaces : made with MDF panels 30 mm thick covered with 3d-foil, with smooth angles. Available in the following colours: GREY ELM 12, BALI WALNUT 30, WENGE 45, BROWN ASH 52, AFRICAN OAK 61, SAMOA TEAK 67, BR. WHITE 69, SAND LARCH 85, MOKA LARCH 86.

B) – Glass surfaces : made in tempered plate 12 mm thick polished wire rear-lacquered with smooth angles. The structure is fixed with two steel brackets stuck on the inside of the surface Available in the following colours: BLACK 10, GREY BEIGE 72, RUBY RED 74, PISTACHIO 75.

#### TOP ACCESS

Made in extruded aluminium, equipped with flap opening door to access wire-manager bay underneath as well as the linear cable path opening with black dust seal brush.

Available in finishes in combination with metallic structure: painted anthracite, painted stone grey and anodized with satin polished chrome effect.

#### METAL BASE LEGS :

Made with 70x20mm steel tubular, available in two versions:

A)– ANTHRACITE, STONE GREY epoxy dust painted

B)– Chrome polished

60 mm diameter adjustable feet.

The end and middle legs are compatible between them and enable the aggregation of various modules suitable for the configuration of multiple types of round or rectangular tables used for small and medium meeting rooms as well as board rooms.

#### HORIZONTAL METAL STRUCTURE

Structure made with stiffening beams in 50x20mm tubular painted with epoxy dust in colours: SILVER, ANTHRACITE, STONE GREY. The structure is pre-perforated for fixing the surface screws. The base legs assembling is carried out with fast metal connections equipped with taper screws.

#### SUBSTAGE WIRE MANAGEMENT CONTAINER

Made with (MDF) fibreboard panels 18 mm thick covered with 3d-foil, available in the following colours: GREY ELM 12, BALI WALNUT 30, WENGE 45, BROWN ASH 52, AFRICAN OAK 61, SAMOA TEAK 67, BR. WHITE 69, SAND LARCH 85, MOKA LARCH 86, STONE GREY 44.

It is a bay for housing the climbings and the cable linear developments and any table supplementary technical equipment kit.

Inside is a transversal panel for stiffening the structure made of 18 mm thick wooden particles, on which the cable holder is anchored, ideal for positioning the technical equipment (schuko sockets, speech and data sockets) as well as excess cables .

Access to the Wire management container is gained directly from the work surface through the top access or at the side of the container, through the panel trigger opening.

#### CREDENZA

Structure made of particleboard panels 18 mm thick, melamine faced. The melamine edge 0.4 mm thick in the same colour as the surface is applied on the perimeter.

All visible elements: base, top, final side panels, doors and back panel are made of MDF 18mm thick. covered with 3D-FOIL.

The internal structure is in colour ANTHRACITE 55 or BR.WHITE 69, it's matched with : GREY ELM 12, BALI WALNUT 30, WENGE 45, BROWN ASH 52, AFRICAN OAK 61, SAMOA TEAK 67, BR. WHITE 69, SAND LARCH 85, MOKA LARCH 86.

The doors are equipped with a CHROMED horizontal handle or epoxy powder coated in the following colors: ANTHRACITE and STONE GREY.

The credenza rests on a metal structure consisting of a central beam and two ring-shaped legs made of tubular section 25 x 50 x1,5 mm and metal sheet 6 mm thick. The metal structure is available in CHROME or epoxy powder coated in the colors: ANTHRACITE and STONE GREY.

#### LECTERN

Structure made of particleboard panels 18 mm thick, melamine faced. The melamine edge 0.4 mm thick in the same colour as the surface is applied on the perimeter. Available colours: BR.WHITE 69 and ANTHRACITE 55.

All visible elements, the front panel, top shelf and sides are made of MDF covered with 3D-FOIL. The front panel and the shelf are 18 mm thick, the sides are 25mm thick. They are coated on both sides. On the perimeter they are refined with a decorative thread with chrome effect. Plastic cable-ways are fitted on the shelf, on the inside back and on the base. The 3D-foil coated parts are available in the following colours: GREY ELM 12, BALI WALNUT 30, WENGE 45, BROWN ASH 52, AFRICAN OAK 61, SAMOA TEAK 67, BR. WHITE 69, SAND LARCH 85, MOKA LARCH 86.

The BR. WHITE 69 internal structure is matched with : BR. WHITE 69 and SAND LARCH 85.

The ANTHRACITE 55 internal structure is matched with: GREY ELM 12, BALI WALNUT 30, WENGE 45, BROWN ASH 52, AFRICAN OAK 61, SAMOA TEAK 67, MOKA LARCH 86.

| PHYSICAL-MECHANICAL CHARACTERISTICS OF 18 MM THICK PARTICLEBOARD PANELS, MELAMINE-FACED: |   |                           |
|--|---|---------------------------|
| DESCRIPTION  | MINIMUM VALUE                                     | STANDARD NUMBERS          |
| Volume Mass  | 650 Kg / m <sup>3</sup> ± 10%                     | UNI EN 323 :1994          |
| Relative Humidity  | 5 - 13%   | UNI EN 322 :1994          |
| Thickness Allowance  | ± 0,3 mm  | UNI EN 324-1/1994         |
| 24 hour Swelling   | 15%   | UNI EN 317 :1994          |
| External Surfaces Detachment   | 0,8 Mpa   | UNI EN 311 :2003          |
| Static Flexure   | 16 Mpa  | UNI EN 310 :1994          |
| Elastic Modulus  | 1600 Mpa  | UNI EN 310 :1994          |
| Edge Screws Extraction   | > 400 N   | UNI EN 320 :1994          |
| Formaldehyde Content   | ≤ a 3,5 mg H <sub>2</sub> CO (m <sup>2</sup> x h) | UNI EN ISO 12460 - 3:2015 |

Released by the Technical Office  
of LAS MOBILI  
last revision date:  
JANUARY 2020

**INDICE DEI CODICI**  
*codes index*

\* = INDICARE IL CODICE FINITURA  
 = complete with finish code

INDICE DEI CODICI / codes index  
 Mod. I-MEET

| CODICE<br>code | DESCRIZIONE<br>description  | NOTE<br>notes                    | GAMBE<br>legs                    | PAG.<br>page | PREZZO<br>price |
|----------------|---|----------------------------------|----------------------------------|--------------|-----------------|
| 146 514 *      | TAVOLO RIUNIONE QUADRATO L.120 X p.120<br>squared meeting table w 120 x d 120 cms                   | VERSIONE LEGNO<br>wooden version | GAMBE VERNICIATE<br>painted legs | 6            | € 1.355,00      |
| 146 518 *      | TAVOLO RIUNIONE QUADRATO L.160 X p.160<br>squared meeting table w 160 x d 160 cms                   | VERSIONE VETRO<br>glass version  | GAMBE VERNICIATE<br>painted legs | 12           | € 3.507,00      |
| 146 519 *      | TAVOLO RIUNIONE RETTANGOLARE L.320 X p.160<br>rectangular meeting table w 320 x d 160 cms           | VERSIONE VETRO<br>glass version  | GAMBE VERNICIATE<br>painted legs | 12           | € 5.993,00      |
| 146 520 *      | TAVOLO RIUNIONE RETTANGOLARE L.400 X p.160<br>rectangular meeting table w 400 x d 160 cms           | VERSIONE VETRO<br>glass version  | GAMBE VERNICIATE<br>painted legs | 12           | € 6.685,00      |
| 146 521 *      | TAVOLO RIUNIONE RETTANGOLARE L.480 X p.160<br>rectangular meeting table w 480 x d 160 cms           | VERSIONE VETRO<br>glass version  | GAMBE VERNICIATE<br>painted legs | 12           | € 8.363,00      |
| 146 522 *      | MODULO TERMINALE SINGOLO PROF.160 (DX O SX)<br>single terminal module depth 160 cms (right or left) | VERSIONE VETRO<br>glass version  | GAMBE VERNICIATE<br>painted legs | 13           | € 2.902,00      |
| 146 524 *      | MODULO CENTRALE L.160 X p.160<br>central module w 160 x d 160 cms                                   | VERSIONE VETRO<br>glass version  | GAMBE VERNICIATE<br>painted legs | 13           | € 2.357,00      |
| 146 544 *      | TAVOLO RIUNIONE RETTANGOLARE L.240 X p.120<br>rectangular meeting table w 240 x d 120 cms           | VERSIONE LEGNO<br>wooden version | GAMBE VERNICIATE<br>painted legs | 6            | € 2.393,00      |
| 146 548 *      | TAVOLO RIUNIONE QUADRATO L.160 X p.160<br>squared meeting table w 160 x d 160 cms                   | VERSIONE LEGNO<br>wooden version | GAMBE VERNICIATE<br>painted legs | 8            | € 1.971,00      |
| 146 549 *      | TAVOLO RIUNIONE RETTANGOLARE L.320 X p.160<br>rectangular meeting table w 320 x d 160 cms           | VERSIONE LEGNO<br>wooden version | GAMBE VERNICIATE<br>painted legs | 8            | € 3.633,00      |
| 146 550 *      | TAVOLO RIUNIONE RETTANGOLARE L.400 X p.160<br>rectangular meeting table w 400 x d 160 cms           | VERSIONE LEGNO<br>wooden version | GAMBE VERNICIATE<br>painted legs | 8            | € 4.085,00      |
| 146 551 *      | TAVOLO RIUNIONE RETTANGOLARE L.480 X p.160<br>rectangular meeting table w 480 x d 160 cms           | VERSIONE LEGNO<br>wooden version | GAMBE VERNICIATE<br>painted legs | 8            | € 5.399,00      |
| 146 552 *      | MODULO TERMINALE SINGOLO PROF.160 (DX O SX)<br>single terminal module depth 160 cms (right or left) | VERSIONE LEGNO<br>wooden version | GAMBE VERNICIATE<br>painted legs | 9            | € 1.722,00      |
| 146 554 *      | MODULO CENTRALE L.160 X p.160<br>central module w 160 x d 160 cms                                   | VERSIONE LEGNO<br>wooden version | GAMBE VERNICIATE<br>painted legs | 9            | € 1.753,00      |
| 146 556 *      | TAVOLO RIUNIONE QUADRATO L.320 X p.320<br>squared meeting table w 320 x d 320 cms                   | VERSIONE LEGNO<br>wooden version | GAMBE VERNICIATE<br>painted legs | 10           | € 6.574,00      |
| 146 558 *      | TAVOLO RIUNIONE RETTANGOLARE L.480 X p.320<br>rectangular meeting table w 480 x d 320 cms           | VERSIONE LEGNO<br>wooden version | GAMBE VERNICIATE<br>painted legs | 10           | € 8.585,00      |
| 146 559 *      | TAVOLO RIUNIONE RETTANGOLARE L.480 X p.320<br>rectangular meeting table w 480 x d 320 cms           | VERSIONE LEGNO<br>wooden version | GAMBE VERNICIATE<br>painted legs | 10           | € 7.433,00      |
| 146 560 *      | MODULO TERMINALE DOPPIO PROF.320<br>double terminal module depth 320 cms                            | VERSIONE LEGNO<br>wooden version | GAMBE VERNICIATE<br>painted legs | 11           | € 3.193,00      |
| 146 562 *      | KIT 2 MODULI CENTRALI L.160 X p.90<br>kit of 2 central modules w 160 x d 90 cms                     | VERSIONE LEGNO<br>wooden version | GAMBE VERNICIATE<br>painted legs | 11           | € 2.011,00      |
| 146 564 *      | KIT 1 MODULO CENTRALE L.160 X p.90<br>kit of 1 central module w 160 x d 90 cms                      | VERSIONE LEGNO<br>wooden version | GAMBE VERNICIATE<br>painted legs | 11           | € 1.015,00      |
| 146 566 *      | KIT 2 MODULI TERMINALI L.160 X p.90<br>kit of 2 terminal modules w 160 x d 90 cms                   | VERSIONE LEGNO<br>wooden version | GAMBE VERNICIATE<br>painted legs | 11           | € 2.025,00      |
| 146 567 *      | TAVOLO RIUNIONE RETTANGOLARE L.360 X p.120<br>rectangular meeting table w 360 x d 160 cms           | VERSIONE LEGNO<br>wooden version | GAMBE VERNICIATE<br>painted legs | 6            | € 3.415,00      |
| 146 568 *      | CATTEDRA SINGOLA<br>single conference desk  | VERSIONE LEGNO<br>wooden version | GAMBE VERNICIATE<br>painted legs | 16           | € 1.445,00      |
| 146 569 *      | CATTEDRA DOPPIA<br>double conference desk   | VERSIONE LEGNO<br>wooden version | GAMBE VERNICIATE<br>painted legs | 16           | € 2.776,00      |
| 146 571 *      | LEGGIO<br>lectern   |                                  |                                  | 16           | € 742,00        |
| 146 573 *      | CONTROMOBILE CON 4 ANTE LEGNO<br>credenza with 4 wooden doors                                       |                                  | GAMBE VERNICIATE<br>painted legs | 15           | € 990,00        |
| 146 574 *      | CONTROMOBILE CON 4 ANTE LEGNO<br>credenza with 4 wooden doors                                       |                                  | GAMBE CROMATE<br>chromed legs    | 15           | € 1.080,00      |
| 146 583 *      | MODULO TERMINALE SINGOLO PROF.120 (DX O SX)<br>single terminal module depth 120 cms (right or left) | VERSIONE LEGNO<br>wooden version | GAMBE VERNICIATE<br>painted legs | 7            | € 1.099,00      |
| 146 584 *      | MODULO CENTRALE L.120 X p.120<br>central module w 120 x d 120 cms                                   | VERSIONE LEGNO<br>wooden version | GAMBE VERNICIATE<br>painted legs | 7            | € 1.024,00      |
| 146 585 *      | GAMBA CENTRALE PER PIANI PROF.160<br>central leg for tops depth 160 cms                             |                                  | GAMBE VERNICIATE<br>painted legs | 9-13         | € 202,00        |
| 146 586 *      | KIT 2 GAMBE CENTRALI PER PIANI PROF. CM 90<br>kit of 2 central metal legs for tops depth 90 cms     |                                  | GAMBE VERNICIATE<br>painted legs | 11           | € 204,00        |
| 146 587 *      | GAMBA CENTRALE PER PIANI PROF.120<br>central leg for tops depth 120 cms                             |                                  | GAMBE VERNICIATE<br>painted legs | 7            | € 193,00        |
| 146 614 *      | TAVOLO RIUNIONE QUADRATO L.120 X p.120<br>squared meeting table w 120 x d 120 cms                   | VERSIONE LEGNO<br>wooden version | GAMBE CROMATE<br>chromed legs    | 6            | € 2.677,00      |
| 146 618 *      | TAVOLO RIUNIONE QUADRATO L.160 X p.160<br>squared meeting table w 160 x d 160 cms                   | VERSIONE VETRO<br>glass version  | GAMBE CROMATE<br>chromed legs    | 12           | € 4.937,00      |
| 146 619 *      | TAVOLO RIUNIONE RETTANGOLARE L.320 X p.160<br>rectangular meeting table w 320 x d 160 cms           | VERSIONE VETRO<br>glass version  | GAMBE CROMATE<br>chromed legs    | 12           | € 7.632,00      |
| 146 620 *      | TAVOLO RIUNIONE RETTANGOLARE L.400 X p.160<br>rectangular meeting table w 400 x d 160 cms           | VERSIONE VETRO<br>glass version  | GAMBE CROMATE<br>chromed legs    | 12           | € 8.324,00      |



\* = INDICARE IL CODICE FINITURA  
= complete with finish code

INDICE DEI CODICI / codes index  
Mod. I-MEET

| CODICE code | DESCRIZIONE description  | NOTE notes                    | GAMBE legs                 | PAG. page | PREZZO price |
|-------------|--|-------------------------------|----------------------------|-----------|--------------|
| 146 621 *   | TAVOLO RIUNIONE RETTANGOLARE L.480 X p.160 rectangular meeting table w 480 x d 160 cms           | VERSIONE VETRO glass version  | GAMBE CROMATE chromed legs | 12        | € 10.211,00  |
| 146 622 *   | MODULO TERMINALE SINGOLO PROF.160 (DX O SX) single terminal module depth 160 cms (right or left) | VERSIONE VETRO glass version  | GAMBE CROMATE chromed legs | 13        | € 3.617,00   |
| 146 624 *   | MODULO CENTRALE L.160 X p.160 central module w 160 x d 160 cms                                   | VERSIONE VETRO glass version  | GAMBE CROMATE chromed legs | 13        | € 2.566,00   |
| 146 644 *   | TAVOLO RIUNIONE RETTANGOLARE L.240 X p.120 rectangular meeting table w 240 x d 120 cms           | VERSIONE LEGNO wooden version | GAMBE CROMATE chromed legs | 6         | € 3.929,00   |
| 146 648 *   | TAVOLO RIUNIONE QUADRATO L.160 X p.160 squared meeting table w 160 x d 160 cms                   | VERSIONE LEGNO wooden version | GAMBE CROMATE chromed legs | 8         | € 3.401,00   |
| 146 649 *   | TAVOLO RIUNIONE RETTANGOLARE L.320 X p.160 rectangular meeting table w 320 x d 160 cms           | VERSIONE LEGNO wooden version | GAMBE CROMATE chromed legs | 8         | € 5.272,00   |
| 146 650 *   | TAVOLO RIUNIONE RETTANGOLARE L.400 X p.160 rectangular meeting table w 400 x d 160 cms           | VERSIONE LEGNO wooden version | GAMBE CROMATE chromed legs | 8         | € 5.724,00   |
| 146 651 *   | TAVOLO RIUNIONE RETTANGOLARE L.480 X p.160 rectangular meeting table w 480 x d 160 cms           | VERSIONE LEGNO wooden version | GAMBE CROMATE chromed legs | 8         | € 7.247,00   |
| 146 652 *   | MODULO TERMINALE SINGOLO PROF.160 (DX O SX) single terminal module depth 160 cms (right or left) | VERSIONE LEGNO wooden version | GAMBE CROMATE chromed legs | 9         | € 2.437,00   |
| 146 654 *   | MODULO CENTRALE L.160 X p.160 central module w 160 x d 160 cms                                   | VERSIONE LEGNO wooden version | GAMBE CROMATE chromed legs | 9         | € 1.962,00   |
| 146 656 *   | TAVOLO RIUNIONE QUADRATO L.320 X p.320 squared meeting table w 320 x d 320 cms                   | VERSIONE LEGNO wooden version | GAMBE CROMATE chromed legs | 10        | € 9.054,00   |
| 146 658 *   | TAVOLO RIUNIONE RETTANGOLARE L.480 X p.320 rectangular meeting table w 480 x d 320 cms           | VERSIONE LEGNO wooden version | GAMBE CROMATE chromed legs | 10        | € 11.405,00  |
| 146 659 *   | TAVOLO RIUNIONE RETTANGOLARE L.480 X p.320 rectangular meeting table w 480 x d 320 cms           | VERSIONE LEGNO wooden version | GAMBE CROMATE chromed legs | 10        | € 10.095,00  |
| 146 660 *   | MODULO TERMINALE DOPPIO PROF.320 double terminal module depth 320 cms                            | VERSIONE LEGNO wooden version | GAMBE CROMATE chromed legs | 11        | € 4.367,00   |
| 146 662 *   | KIT 2 MODULI CENTRALI L.160 X p.90 kit of 2 central modules w 160 x d 90 cms                     | VERSIONE LEGNO wooden version | GAMBE CROMATE chromed legs | 11        | € 2.351,00   |
| 146 664 *   | KIT 1 MODULO CENTRALE L.160 X p.90 kit of 1 central module w 160 x d 90 cms                      | VERSIONE LEGNO wooden version | GAMBE CROMATE chromed legs | 11        | € 1.289,00   |
| 146 666 *   | KIT 2 MODULI TERMINALI L.160 X p.90 kit of 2 terminal modules w 160 x d 90 cms                   | VERSIONE LEGNO wooden version | GAMBE CROMATE chromed legs | 11        | € 2.833,00   |
| 146 667 *   | TAVOLO RIUNIONE RETTANGOLARE L.360 X p.120 rectangular meeting table w 360 x d 120 cms           | VERSIONE LEGNO wooden version | GAMBE CROMATE chromed legs | 6         | € 5.165,00   |
| 146 668 *   | CATTEDRA SINGOLA single conference desk  | VERSIONE LEGNO wooden version | GAMBE CROMATE chromed legs | 16        | € 2.253,00   |
| 146 669 *   | CATTEDRA DOPPIA double conference desk   | VERSIONE LEGNO wooden version | GAMBE CROMATE chromed legs | 16        | € 3.858,00   |
| 146 683 *   | MODULO TERMINALE SINGOLO PROF.120 (DX O SX) single terminal module depth 120 cms (right or left) | VERSIONE LEGNO wooden version | GAMBE CROMATE chromed legs | 7         | € 1.760,00   |
| 146 684 *   | MODULO CENTRALE L.120 X p.120 central module w 120 x d 120 cms                                   | VERSIONE LEGNO wooden version | GAMBE CROMATE chromed legs | 7         | € 1.238,00   |
| 146 685 *   | GAMBA CENTRALE PER PIANI PROF.160 central leg for tops depth 160 cms                             |                               | GAMBE CROMATE chromed legs | 9-13      | € 411,00     |
| 146 686 *   | KIT 2 GAMBE CENTRALI PER PIANI PROF. CM 90 kit of 2 central metal legs for tops depth 90 cms     |                               | GAMBE CROMATE chromed legs | 11        | € 544,00     |
| 146 687 *   | GAMBA CENTRALE PER PIANI PROF.120 central leg for tops depth 120 cms                             |                               | GAMBE CROMATE chromed legs | 7         | € 407,00     |

I MEET



# LOUNGE & MEETING TABLES

(executive selection)

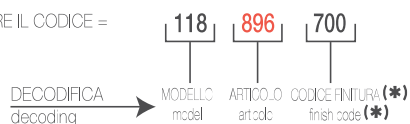


Certif. n°07-08/2019

**IMPORTANTE / it's very important**

SULL'ORDINE INDICARE SEMPRE IL CODICE COMPLETO A 9 CIFRE  
always indicate on the order the complete 9-digit code

ESEMPIO: PER ORDINARE 1 TAVOLO ART.896 CACAO INDICARE IL CODICE =  
example: to order 1 TABLE ART.896 CACAO indicate the code =



LOUNGE &  
MEETING TABLES

In vigore dal:  
Valid from:  
01/01/2018

Valido fino a nuova emissione  
Valid until new emission

**CARTELLA COLORI**  
colours samples card

**LEGNI | WOODS**

○ = MELAMINICI | MELAMINE

△ = 3D-FOIL

● = FENIX<sup>NTM</sup>

▲ = ESSENZE DI LEGNO | WOOD ESSENCES



**COD. 03** ○  
**ROVERE | OAK**  
Oxi - 5<sup>th</sup> Element - Up - Contenitori Universali Evo - Point - Oyo- Delta Evo



**COD. 04** ○  
**ROVERE GREY | GREY OAK**  
5<sup>th</sup> Element - Up - Contenitori Universali Evo - Point - Oyo- Delta Evo



**COD. 06** ○  
**NOCE PAVIA | PAVIA WALNUT**  
Oxi - 5<sup>th</sup> Element - Up - Contenitori Universali Evo - Point - Oyo- Delta Evo



**COD. 08** ○  
**OLMO | ELM**  
E.O.S.



**COD. 12** △  
**OLMO GREY | GREY ELM**  
Iulio - Jera - I Meet



**COD. 14** △  
**LAVA | LAVA**  
Iulio



**COD. 23** ●  
**NERO PURO | PURE BLACK**  
Elite



**COD. 24** ●  
**GRIGIO LONDRA | LONDON GREY**  
Elite



**COD. 25** ▲  
**EBANO CLASSICO | CLASSIC EBONY**  
Elite



**COD. 26** ▲  
**OLMO MODERNO | MODERN ELM**  
Elite



**COD. 29** △  
**NOCE ITALIA | ITALY WALNUT**  
Nice - Enosi Evo



**COD. 30** △  
**NOCE BALI | BALI WALNUT**  
Iulio - Jera - I Meet



**COD. 37** △  
**NOCE PACIFIC | PACIFIC WALNUT**  
Enosi Evo



**COD. 44** ○ △  
**STONE GREY | STONE GREY**  
Oxi - 5<sup>th</sup> Element - Up - Contenitori Universali Evo - Point - Oyo - Delta Evo - Jera - I Meet



**COD. 45** ○ △  
**WENGÉ | WENGÉ**  
5<sup>th</sup> Element - Up - Contenitori Universali Evo - Point - Oyo - Enosi Evo - I Meet



**COD. 48** △  
**BIANCO HIGH GLOSS | HIGH GLOSS WHITE**  
Nice - Iulio Hg



**COD. 49** △  
**NERO HIGH GLOSS | HIGH GLOSS BLACK**  
Nice - Iulio Hg



**COD. 52** △  
**FRASSINO BROWN | BROWN ASH**  
Iulio - Jera - I Meet




**COD. 53**  
**NERO | BLACK**

Elite



**COD. 63**  
**PIOPPO MORO | DARK POPLAR**

Elite



**COD. 69**  
**BIANCO BR. | BR. WHITE**

Oxi - 5<sup>th</sup> Element - Up - Contenitori Universali Evo - Point - Nice - Oyo - Delta Evo - Iulio - Iulio Hg - Enosi Evo - I Meet



**COD. 55**  
**ANTRACITE | ANTHRACITE**

5<sup>th</sup> Element - Contenitori Universali Evo - Point - Oyo - Delta Evo - Iulio - Iulio Hg - E.O.S. - Jera - I Meet



**COD. 64**  
**PIOPPO LIGHT | LIGHT POPLAR**

Elite



**COD. 70**  
**CACAO | CACAO**

E.O.S.



**COD. 61**  
**ROVERE AFRO | AFRICAN OAK**

Enosi Evo - I Meet



**COD. 67**  
**TEAK SAMOA | SAMOA TEAK**

Iulio - I Meet



**COD. 91**  
**ACERO | MAPLE**

Enosi Evo



## VETRI | GLASS



**COD. 10**  
**NERO | BLACK**

5<sup>th</sup> Element - Nice - Iulio Hg - Enosi Evo - I Meet - Elite



**COD. 74**  
**ROSSO RUBINO | RUBY RED**

5<sup>th</sup> Element - E.O.S. - Enosi Evo - I Meet



**COD. 78**  
**BIANCO EXTRA | EXTRA WHITE**

Nice - Iulio Hg - Enosi Evo



**COD. 75**  
**PISTACCHIO | PISTACHIO**

E.O.S. - Enosi Evo - I Meet

## ECO-PELLE

per: FIANCHI TAVOLI MODJERA  
for: side panels of the tables ModJERA



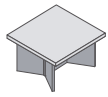
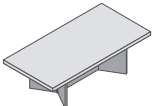
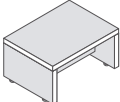
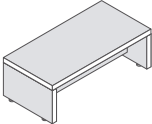
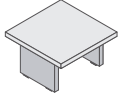
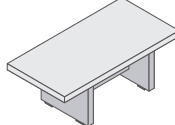
GRIGIO  
grey  
504



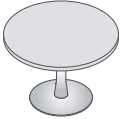
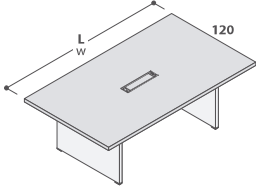
ARDESIA  
slate  
505

**TAVOLI DA SALOTTO**  
coffee tables

**Mod. ELITE-E.O.S.-JERA**

| DESCRIZIONE<br>description   | L<br>w      | CODICE<br>code                     | KG    | M <sup>3</sup> | COLLI    | PREZZO<br>price                          | (*) CODICE FINITURA<br>(*) finish code   |
|--|-------------|------------------------------------|-------|----------------|----------|--|--|
| TAVOLO DA SALOTTO QUADRATO<br>square coffee table<br><br><br><br>L.60 x p.60 x H.41,7                           |             | MELAMINICO<br>melamine ○           |       |                |          |  |  |
|  | ELITE L.60  | 174 180 (*)                        | 14    | 0,035          | 2        | € 109,00                                 |  |
|  |             | FENIX NTM+ ●                       |       |                |          |  |  |
|  | ELITE L.60  | 174 181 (*)                        | 14    | 0,035          | 2        | € 170,00                                 |  |
|  |             | ESSENZA DI LEGNO<br>wood essence ▲ |       |                |          |  | (*) PIANO STRUTTURA top structure  |
| ELITE L.60   | 174 182 (*) | 14                                 | 0,035 | 2              | € 220,00 | ○ 563 PIOPPO MORO NERO dark poplar black |  |
|  |             |                                    |       |                |          |  | ○ 564 PIOPPO LIGHT NERO light poplar black   |
| TAVOLO DA SALOTTO RETTANGOLARE<br>rectangular coffee table<br><br><br><br>L.120 x p.60 x H.41,7                 |             | MELAMINICO<br>melamine ○           |       |                |          |  | ● 523 NERO PURO NERO pure black black  |
|  | ELITE L.120 | 174 183 (*)                        | 24    | 0,058          | 2        | € 150,00                                 | ● 524 GRIGIO LONDRA NERO London grey black   |
|  |             | FENIX NTM+ ●                       |       |                |          |  |  |
|  | ELITE L.120 | 174 184 (*)                        | 24    | 0,058          | 2        | € 250,00                                 | ▲ 525 EBANO CLASSICO NERO classic ebony black  |
|  |             | ESSENZA DI LEGNO<br>wood essence ▲ |       |                |          |  | ▲ 526 OLMO MODERNO NERO modern elm black   |
| ELITE L.120  | 174 185 (*) | 24                                 | 0,058 | 2              | € 378,00 |  |  |
| TAVOLO DA SALOTTO L.80<br>coffee table w 80 cms<br><br><br><br>L.80 x p.60 x H.42                              | EOS L.80    | 118 896 (*)                        | 40    | 0,089          | 2        | € 348,00                                 |  |
|  |             |                                    |       |                |          |  | (*)  |
| TAVOLO DA SALOTTO L.120<br>coffee table w 120 cms<br><br><br><br>L.120 x p.60 x H.42                          | EOS L.120   | 118 897 (*)                        | 48    | 0,106          | 2        | € 421,00                                 | 700 CACAO cacao  |
|  |             |                                    |       |                |          |  | 880 OLMO elm   |
| TAVOLO DA SALOTTO QUADRATO L.80<br>squared coffee table w 80 cms<br><br><br><br>L.80 x p.80 x H.40            | JERA L.80   | 159 911 (*)                        | 26,5  | 0,077          | 4        | € 557,00                                 |  |
|  |             |                                    |       |                |          |  | (*) PIANO FIANCHI IN ECO-PELLE top ECO-PELLE side panels                                     |
| TAVOLO DA SALOTTO RETTANGOLARE L.120<br>rectangular coffee table w 120 cms<br><br><br><br>L.120 x p.60 x H.40 | JERA L.120  | 159 912 (*)                        | 30,5  | 0,081          | 4        | € 616,00                                 | 104 NOCE BALI GRIGIO bali walnut grey  |
|  |             |                                    |       |                |          |  | 105 NOCE BALI ARDESIA bali walnut slate  |
|  |             |                                    |       |                |          |  | 704 FRASSINO BROWN GRIGIO brown ash grey   |
|  |             |                                    |       |                |          |  | 804 OLMO GREY GRIGIO grey elm grey   |
|  |             |                                    |       |                |          |  | 805 OLMO GREY ARDESIA grey elm slate   |
|  |             |                                    |       |                |          |  | SCHIENE IN MELAMINICO: ANTRACITE O STONE GREY melamine back panels: anthracite or stone grey |



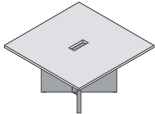
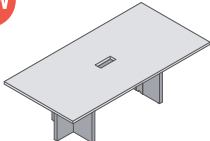
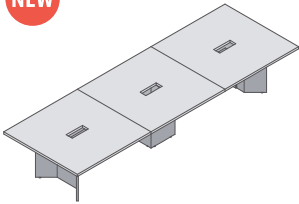
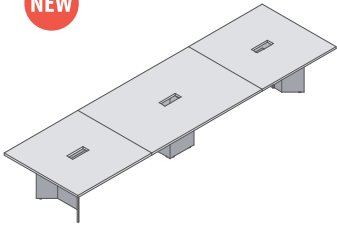
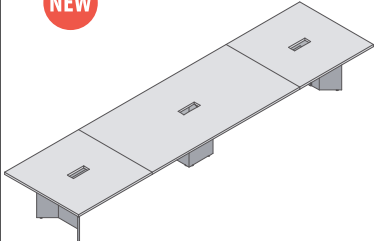
| TAVOLI RIUNIONE<br>meeting tables  |             |  |                    |                |       |                 | Mod. DELTA EVO                         |   |             |            |              |   |              |            |           |
|--|-------------|--|--------------------|----------------|-------|-----------------|--|---|-------------|------------|--------------|---|--------------|------------|-----------|
| DESCRIZIONE<br>description   | L<br>w      | CODICE<br>code                         | KG                 | M <sup>3</sup> | COLLI | PREZZO<br>price | (*) CODICE FINITURA<br>(*) finish code |   |             |            |              |   |              |            |           |
| TAVOLO RIUNIONE CIRCOLARE<br>rounded meeting table<br><br><br><br>Ø 120 x H.72,8            | DELTA EVO   | Ø120                                   | 155 <b>091 (*)</b> | 57             | 0,175 | 3               | € 415,00                               | (*)   |             |            |              |   |              |            |           |
|  |             |  |                    |                |       |                 |  | PIANO                                       | BASAMENTO   | top        | basement     |   |              |            |           |
|  |             |  |                    |                |       |                 |  | 403   | ROVERE      | BIANCO BR. | oak          | br. white                                 |              |            |           |
|  |             |  |                    |                |       |                 |  | 440   | BIANCO BR.  | BIANCO BR. | br. white    | br. white                                 |              |            |           |
|  |             |  |                    |                |       |                 |  | 466   | NOCE PAVIA  | BIANCO BR. | pavia walnut | br. white                                 |              |            |           |
|  |             |  |                    |                |       |                 |  | 504   | ROVERE GREY | ANTRACITE  | grey oak     | anthracite                                |              |            |           |
|  |             |  |                    |                |       |                 |  | 566   | NOCE PAVIA  | ANTRACITE  | pavia walnut | anthracite                                |              |            |           |
|  |             |  |                    |                |       |                 |  | 803   | ROVERE      | STONE GREY | oak          | stone grey                                |              |            |           |
|  |             |  |                    |                |       |                 |  | 804   | ROVERE GREY | STONE GREY | grey oak     | stone grey                                |              |            |           |
|  |             |  |                    |                |       |                 |  | 866   | NOCE PAVIA  | STONE GREY | pavia walnut | stone grey                                |              |            |           |
| TAVOLO RIUNIONE RETTANGOLARE<br>rectangular meeting table<br><br><br><br>L. x p.120 x H.75 | DELTA EVO   | SENZA TOP ACCESS<br>without top access |                    | 110            | 0,158 | 3               | € 460,00                               | VERSIONE MONO-COLORE / single-color version |             |            |              |   |              |            |           |
|  |             | L.210                                  | 155 <b>240 (*)</b> |                |       |                 |  | (*)   |             |            |              |   |              |            |           |
|  |             | L.260                                  | 155 <b>252 (*)</b> |                |       |                 |  | (*)   |             |            |              |   |              |            |           |
|  |             | CON TOP ACCESS<br>with top access      |                    |                |       |                 |  | 110   | 0,158       | 3          | € 506,00     | VERSIONE BI-COLORE / double-color version |              |            |           |
|  |             | L.210                                  | 155 <b>242 (*)</b> |                |       |                 |  |   |             |            |              | PIANO                                     | STRUTTURA    | top        | structure |
|  |             | L.260                                  | 155 <b>253 (*)</b> |                |       |                 |  |   |             |            |              | (*)                                       |              | (*)        |           |
|  |             | 403                                    | ROVERE             |                |       |                 |  |   |             |            |              | BIANCO BR.                                | oak          | br. white  |           |
|  |             | 466                                    | NOCE PAVIA         |                |       |                 |  |   |             |            |              | BIANCO BR.                                | pavia walnut | br. white  |           |
|  |             | 504                                    | ROVERE GREY        |                |       |                 |  |   |             |            |              | ANTRACITE                                 | grey oak     | anthracite |           |
|  |             | 566                                    | NOCE PAVIA         |                |       |                 |  |   |             |            |              | ANTRACITE                                 | pavia walnut | anthracite |           |
| 803  | ROVERE      | STONE GREY                             | oak                | stone grey     |       |                 |  |   |             |            |              |   |              |            |           |
| 804  | ROVERE GREY | STONE GREY                             | grey oak           | stone grey     |       |                 |  |   |             |            |              |   |              |            |           |
| 866  | NOCE PAVIA  | STONE GREY                             | pavia walnut       | stone grey     |       |                 |  |   |             |            |              |   |              |            |           |



# TAVOLI RIUNIONE CON FORI PER TOP-ACCESS

meeting tables with holes for top-access

COMPLETARE SEMPRE TOP-ACCESS (vedi pag.seguente)  
always complete with top-access (see next page)  
ART.890-891-892

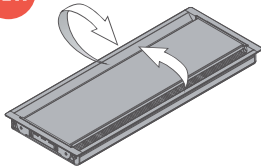
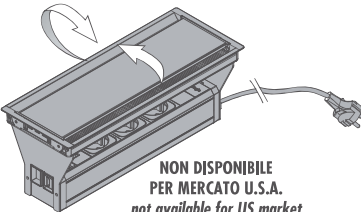
| DESCRIZIONE<br>description  | L<br>w      | CODICE<br>code                     | KG  | M <sup>3</sup> | COLLI | PREZZO<br>price | (*) CODICE FINITURA<br>(*) finish code      |
|---|-------------|------------------------------------|-----|----------------|-------|-----------------|---|
| <b>NEW</b><br><br>TAVOLO RIUNIONE QUADRATO<br>square meeting table<br>L.140 x p.140 x H.75   |             | MELAMINICO<br>melamine ○           |     |                |       |                 |   |
|   | ELITE L.140 | 174 116 (*)                        | 90  | 0,292          | 6     | € 620,00        |   |
|   |             | FENIX NTM* ●                       |     |                |       |                 |   |
|   | ELITE L.140 | 174 117 (*)                        | 90  | 0,292          | 6     | € 744,00        |   |
|   |             | ESSENZA DI LEGNO<br>wood essence ▲ |     |                |       |                 |   |
|   | ELITE L.140 | 174 118 (*)                        | 90  | 0,292          | 6     | € 1.234,00      |   |
| <b>NEW</b><br><br>TAVOLO RIUNIONE L.240<br>meeting table w 240 cms<br>L.240 x p.120 x H.75   |             | MELAMINICO<br>melamine ○           |     |                |       |                 |   |
|   | ELITE L.240 | 174 119 (*)                        | 118 | 0,320          | 5     | € 797,00        |   |
|   |             | FENIX NTM* ●                       |     |                |       |                 |   |
|   | ELITE L.240 | 174 120 (*)                        | 118 | 0,320          | 5     | € 995,00        |   |
|   |             | ESSENZA DI LEGNO<br>wood essence ▲ |     |                |       |                 |   |
|   | ELITE L.240 | 174 121 (*)                        | 118 | 0,320          | 5     | € 1.725,00      |   |
| <b>NEW</b><br><br>TAVOLO RIUNIONE L.420<br>meeting table w 420 cms<br>L.420 x p.140 x H.75 |             | MELAMINICO<br>melamine ○           |     |                |       |                 |   |
|   | L.420       | 174 123 (*)                        | 213 | 0,724          | 9     | € 1.599,00      | (*) PIANO STRUTTURA top structure           |
|   |             | FENIX NTM* ●                       |     |                |       |                 | 563 PIOPPO MORO NERO dark poplar black      |
|   | L.420       | 174 124 (*)                        | 213 | 0,724          | 9     | € 3.540,00      | 564 PIOPPO LIGHT NERO light poplar black    |
|   |             | ESSENZA DI LEGNO<br>wood essence ▲ |     |                |       |                 | 523 NERO PURO NERO pure black black         |
|   | L.420       | 174 125 (*)                        | 213 | 0,724          | 9     | € 4.719,00      | 524 GRIGIO LONDRA NERO London grey black    |
|   |             |                                    |     |                |       |                 | 525 EBANO CLASSICO NERO classic ebony black |
|   |             |                                    |     |                |       |                 | 526 OLMO MODERNO NERO modern elm black      |
| <b>NEW</b><br><br>TAVOLO RIUNIONE L.490<br>meeting table w 490 cms<br>L.490 x p.140 x H.75 |             | MELAMINICO<br>melamine ○           |     |                |       |                 |   |
|   | L.490       | 174 126 (*)                        | 246 | 0,802          | 9     | € 1.777,00      |   |
|   |             | FENIX NTM* ●                       |     |                |       |                 |   |
|   | L.490       | 174 127 (*)                        | 246 | 0,802          | 9     | € 3.989,00      |   |
|   |             | ESSENZA DI LEGNO<br>wood essence ▲ |     |                |       |                 |   |
|   | L.490       | 174 128 (*)                        | 246 | 0,802          | 9     | € 5.451,00      |   |
| <b>NEW</b><br><br>TAVOLO RIUNIONE L.560<br>meeting table w 560 cms<br>L.560 x p.140 x H.75 |             | MELAMINICO<br>melamine ○           |     |                |       |                 |   |
|   | L.560       | 174 130 (*)                        | 268 | 0,879          | 9     | € 1.972,00      |   |
|   |             | FENIX NTM* ●                       |     |                |       |                 |   |
|   | L.560       | 174 131 (*)                        | 268 | 0,879          | 9     | € 4.477,00      |   |
|   |             | ESSENZA DI LEGNO<br>wood essence ▲ |     |                |       |                 |   |
|   | L.560       | 174 132 (*)                        | 268 | 0,879          | 9     | € 6.191,00      |   |



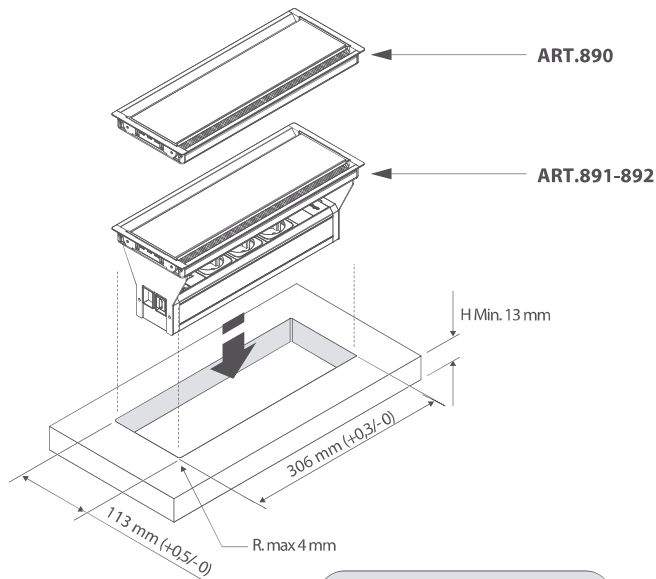


# TOP-ACCESS PER TAVOLI RIUNIONE

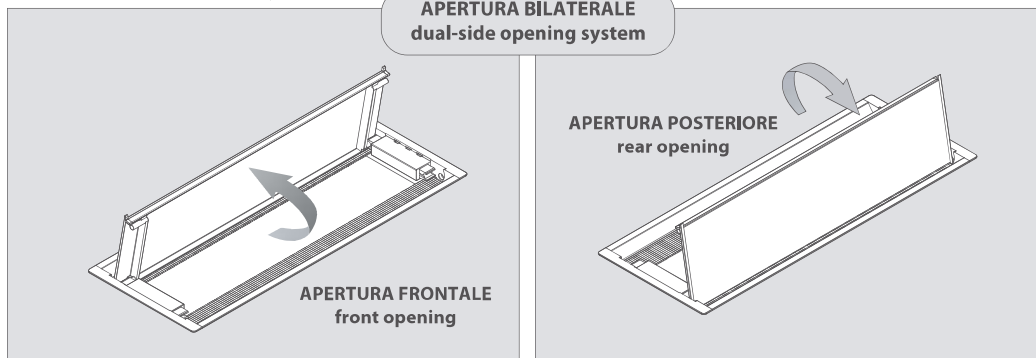
top access for meeting tables

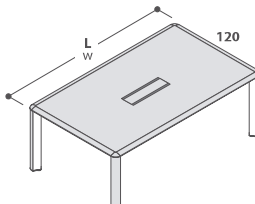
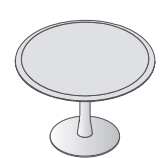
| DESCRIZIONE<br>description  | L<br>w | CODICE<br>code | KG          | M <sup>3</sup> | COLLI | PREZZO<br>price | (*) CODICE FINITURA<br>(* finish code) |  |
|---|--------|----------------|-------------|----------------|-------|-----------------|--|--|
| <b>NEW</b><br><br>TOP-ACCESS STANDARD<br>standard top access<br>L.31,6 x p.12,3 x H.2  |        | 174 890 (*)    | 1           | 0,002          | 1     | € 70,00         |  |  |
|   |        |                |             |                |       |                 |  |  |
| <b>NEW</b><br><br>TOP-ACCESS CON PRESE ELETTRICHE E CAVO ALIMENTAZIONE L.200<br>top access with sockets and power cable w 200 cms<br>NON DISPONIBILE PER MERCATO U.S.A.<br>not available for US market<br>L.31,6 x p.12,3 x H.12,2 |        | 174 891 (*)    | 1,5         | 0,008          | 1     | € 298,00        | (*)<br>500 NERO black                  |  |
|   |        |                |             |                |       |                 |  |  |
|   |        |                |             |                |       |                 |  |  |
|   |        |                | 174 892 (*) | 1,5            | 0,008 | 1               | € 331,00                               |  |
|   |        |                |             |                |       |                 |  |  |

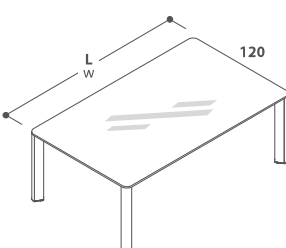
## DIMENSIONI FORO hole dimensions



## APERTURA BILATERALE dual-side opening system



| TAVOLI RIUNIONE<br>meeting tables  |   |                    |    |                |       |  | Mod. IULIO                                  |                 |             |      |      |
|--|---|--------------------|----|----------------|-------|--|---|-----------------|-------------|------|------|
| DESCRIZIONE<br>description   | L<br>w  | CODICE<br>code     | KG | M <sup>3</sup> | COLLI | PREZZO<br>price                              | (*) CODICE FINITURA<br>(*) finish code      |                 |             |      |      |
| TAVOLI RIUNIONE RETTANGOLARI<br>rectangular meeting tables<br><br><br><br>L. x p. 120 x H. 75                               | <b>SENZA TOP ACCESS</b><br>without top access |                    |    |                |       |  | VERSIONE MONO-COLORE / single-color version |                 |             |      |      |
|  | L.200   | 158 <b>504</b> (*) | 82 | 0,316          | 6     | € 942,00                                     | (*)   |                 |             |      |      |
|  | L.260   | 158 <b>506</b> (*) | 90 | 0,402          | 6     | € 1.055,00                                   | 130   | NOCE BALI       | bali walnut |      |      |
|  |   |                    |    |                |       |  | 200   | TEAK SAMOA      | samoa teak  |      |      |
|  |   |                    |    |                |       |  | 440   | BIANCO BR.      | br. white   |      |      |
|  |   |                    |    |                |       |  | 700   | FRASSINO BROWN  | brown ash   |      |      |
|  |   |                    |    |                |       |  | 800   | OLMO GREY       | grey elm    |      |      |
|  | <b>CON TOP ACCESS</b><br>with top access      |                    |    |                |       |  | VERSIONE BI-COLORE / double-color version   |                 |             |      |      |
|  | L.200   | 158 <b>502</b> (*) | 84 | 0,331          | 7     | € 1.048,00                                   | (*)   | PIANO           | GAMBE       | top  | legs |
|  | L.260   | 158 <b>503</b> (*) | 92 | 0,417          | 7     | € 1.165,00                                   | 260   | TEAK SAMOA LAVA | samoa teak  | lava |      |
|  |   |                    |    |                |       | 840  | OLMO GREY BIANCO BR.                        | grey elm        | br. white   |      |      |
|  |   |                    |    |                |       | 860  | OLMO GREY LAVA                              | grey elm        | lava        |      |      |
| TAVOLO RIUNIONE CIRCOLARE<br>CON BASAMENTO METALLICO<br>round meeting table with metal base<br><br><br><br>Ø 120 x H. 71,8 | <b>SENZA TOP ACCESS</b><br>without top access |                    |    |                |       |  | VERSIONE MONO-COLORE / single-color version |                 |             |      |      |
|  | Ø120  | 158 <b>510</b> (*) | 44 | 0,152          | 3     | € 595,00                                     | (*)   |                 |             |      |      |
|  |   |                    |    |                |       |  | 130   | NOCE BALI       | bali walnut |      |      |
|  |   |                    |    |                |       |  | 200   | TEAK SAMOA      | samoa teak  |      |      |
|  |   |                    |    |                |       |  | 440   | BIANCO BR.      | br. white   |      |      |
|  |   |                    |    |                |       |  | 700   | FRASSINO BROWN  | brown ash   |      |      |
|  |   |                    |    |                |       |  | 800   | OLMO GREY       | grey elm    |      |      |
|  |   |                    |    |                |       | <b>BASAMENTO INOX GREY</b><br>grey inox base |   |                 |             |      |      |

| TAVOLI RIUNIONE<br>meeting tables   |   |                    |       |       |   |            | Mod. IULIO HG   |              |              |             |             |
|---|---|--------------------|-------|-------|---|------------|---|--------------|--------------|-------------|-------------|
| TAVOLI RIUNIONI RETTANGOLARI<br>CON PIANO IN VETRO<br>rectangular meeting tables with glass top<br><br><br><br>L. x p. 120 x H. 75 | <b>SENZA TOP ACCESS</b><br>without top access                                 |                    |       |       |   |            | VERSIONE MONO-COLORE / single-color version   |              |              |             |             |
|   | L.200   | 161 <b>902</b> (*) | 97    | 0,356 | 7 | € 1.547,00 | € 1.754,00  |              |              |             |             |
|   | L.260   | 161 <b>903</b> (*) | 119,6 | 0,417 | 7 | € 1.778,00 | € 2.044,00  |              |              |             |             |
|   | <b>PIANO IN VETRO TEMPERATO COPRENTE</b><br>tempered glass top, hiding effect |                    |       |       |   |            | VERSIONE BI-COLORE / double-color version   |              |              |             |             |
|   |   |                    |       |       |   |            |   | (*)          | PIANO        | GAMBE       | top         |
|   |   |                    |       |       |   |            | 510   | NERO         | NERO H. G.   | black       | h. g. black |
|   |   |                    |       |       |   |            | <b>VETRO EXTRACHIARO TEMPERATO RETROLACCATO</b><br>tempered extraclear glass rear-lacquered |              |              |             |             |
|   |   |                    |       |       |   |            | (*)   | PIANO        | GAMBE        | top         | legs        |
|   |   |                    |       |       |   |            | 478   | BIANCO EXTRA | BIANCO H. G. | extra white | h. g. white |

